



Southern Company

2023 Annual Report



Southern  
Company



**CHRISTOPHER C. WOMACK**  
*Chairman, President & CEO, Southern Company*



# Chairman's Message

---

## Dear Fellow Shareholders,

Southern Company experienced an exceptional year in 2023. Despite headwinds that included higher interest rates, inflation and historically mild weather, we delivered operational excellence, outstanding customer service and strong financial results through hard work, collaborative teamwork and focused perseverance.

Plant Vogtle Unit 3, the first newly-constructed nuclear unit to be built in the United States in over three decades, entered commercial operation in July, proving once again that we can accomplish difficult tasks. Unit 4 achieved initial criticality earlier this year and is projected to be in service during the second quarter of 2024.

Once Unit 4 is in service, Plant Vogtle will become the largest carbon-free generation asset in the United States. These units represent a long-term investment in a clean energy future for the state of Georgia and they are expected to provide reliable, emissions-free energy to customers for decades to come.

## Excelling at the Fundamentals

Plant Barry Unit 8 is now completed and serving customers across Alabama. The state-of-the-art combined cycle unit pairs a gas turbine and steam turbine to generate up to 727 MW—enough energy to power more than 200,000 homes. Constructed on time and within budget, the addition of Unit 8 makes Plant Barry the largest facility in Alabama Power's generation fleet.

In 2023, Southern Company subsidiaries responded to record summer heat across the South. Mississippi Power experienced its highest peak load since 2012 and successfully met customer demand thanks to the dedication of employees in ensuring optimal running condition of its generating units and proactive maintenance programs.

In August, Hurricane Idalia made landfall on the Gulf Coast as a Category 3 hurricane. The storm was responsible for power outages affecting more than

250,000 customers. Our unified restoration team of 5,500 personnel from Alabama Power, Georgia Power, Mississippi Power and Southern Company Gas worked tirelessly to restore power and repair gas lines. Within 72 hours, service was restored for most customers.

## Serving Our Customers and Elevating Our Communities

Several years of extraordinary success in attracting new and expanding businesses to our states underpins our optimistic outlook for the future. Georgia Power filed an update to its Integrated Resource Plan with the Georgia PSC to accommodate the projected energy needs resulting from that state's robust economic growth. The updated plan, which is subject to approval by the Georgia PSC, includes the deployment of new generation resources, battery energy storage systems, distributed energy resources and conventional power plants. Of note, Georgia Power now anticipates adding approximately 10,000 MW of new renewable resources by 2035, double its previous projection.

Southern Company has a long history of being a citizen wherever we serve. We continue to be committed to the customers and communities we are privileged to serve as we strive to make lives better.

We amplify, invest in and support causes that advance equity and social justice in our communities. Since 2020, Southern Company and our charitable foundations have invested \$201 million as part of our five-year, \$225 million commitment to those communities.

Nicor Gas brought natural gas service to the underserved community of Hopkins Park, Illinois, providing residents who have historically relied on propane and wood-fired stoves to heat their homes with an affordable and reliable energy option.

Nicor Gas also partnered with Fox Valley Habitat for Humanity to break ground on a new smart neighborhood

# Chairman's Message

(continued)

in northern Illinois. The project aims to build energy-efficient homes that incorporate smart technology and advanced energy solutions.

As a Proud Partner of the TOUR Championship and Official Energy Company of the PGA Tour, Southern Company has helped generate nearly \$50 million for community charities since the TOUR Championship was first staged at Atlanta's East Lake Golf Club in 1998.

Southern Company announced a five-year extension to our partnership with the National Fish and Wildlife Foundation that will continue to support conservation efforts across our service footprint. This partnership has supported more than 400 on-the-ground conservation projects, including landscape-scale ecosystem restoration, watershed management and species conservation.

## Leading through Innovation

Southern Company, TerraPower and CORE POWER successfully initiated pumped-salt operations at the Integrated Effects Test at TerraPower's laboratory in Everett, Washington, a significant milestone in the development of Generation IV molten salt reactor technology.

Nicor Gas will participate in the Midwest Alliance for Clean Hydrogen, one of seven regional clean hydrogen hubs approved by the U.S. Department of Energy. Southern Company is committed to pursuing hydrogen projects that support a sustainable future and serve customer needs with clean energy.

In 2023, Southern Company's Clean Transportation division secured over \$17 million in funding for electric vehicle (EV) charging infrastructure. Southern Company is a founding member of the Electric Power Research Institute's EVstoScale 2030 initiative and company subsidiaries also installed EV charging stations at state parks, airports and military bases, contributing to our goal to reach net-zero greenhouse gas emissions by 2050.

Southern Company was named co-chair of the Elevate Fund, a clean tech energy innovation fund that is part of the Energy Impact Partners venture capital group.

The fund helps drive diversity in the energy ecosystem by providing access to capital for underrepresented founders of clean tech companies and it supports diversity and minority-owned businesses in the associated supply chain. Southern Company was the inaugural donor to the fund, which has raised nearly \$112 million in limited partner commitments.

Southern Company continues to receive accolades from a variety of industry observers. Earlier this year, we were ranked first among electric and gas utilities in Fortune magazine's ranking of the World's Most Admired Companies™, and No. 1 for Black executives by DiversityInc for the second consecutive year. Alabama Power was ranked No. 1 in electric utility business customer satisfaction in the large segment category by J.D. Power. Similarly, J.D. Power ranked Georgia Power No. 1 in electric utility residential customer satisfaction, also in the large segment category.

Southern Company also received the Edison Electric Institute Index Award which measured the total shareholder return of electric companies over a five-year period ended December 31, 2022, ranking first in the large cap category with an impressive 83.4% return. Our next-closest competitor delivered a 53% return.

In closing, our customer-focused business model continues to be the cornerstone for delivering value to customers and shareholders alike. Our experienced management team has a long track record of successfully executing on this time-tested model, and we believe our company is well-positioned for continued success.

We are grateful for your continued confidence in Southern Company. It is a privilege to serve you.

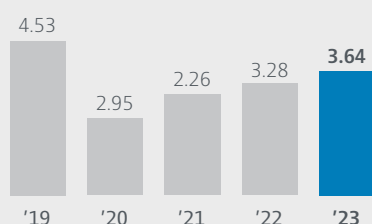
Sincerely,



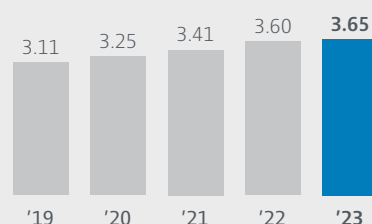
**Christopher C. Womack**

March 26, 2024

## Financial Highlights

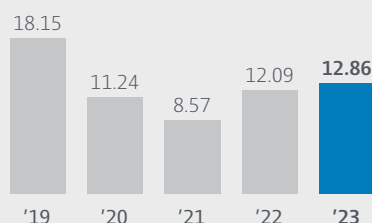


**Basic Earnings Per Share**  
(in dollars)

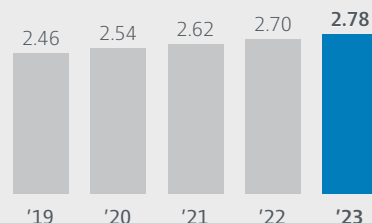


**Basic Earnings Per Share - Excluding Items\***  
(in dollars)

\* Not a financial measure under generally accepted accounting principles. See Reconciliation of Non-GAAP Financial Metric on page 11 for additional information and specific adjustments made to this measure by year.



**Return On Average Common Equity**  
(percent)



**Dividends Per Share**  
(in dollars)

	2023	2022	Change
Operating Revenues (in millions)	\$25,253	\$29,279	(13.8)%
Earnings (in millions)	\$3,976	\$3,524	12.8 %
Basic Earnings Per Share	\$3.64	\$3.28	11.0 %
Diluted Earnings Per Share	\$3.62	\$3.26	11.0 %
Dividends Per Share (amount paid)	\$2.78	\$2.70	3.0 %
Dividend Yield (year-end, percent)	4.0	3.8	5.3 %
Average Shares Outstanding (in millions)	1,092	1,075	1.6 %
Return On Average Common Equity (percent)	12.86	12.09	6.4 %
Book Value Per Share	\$28.83	\$27.93	3.2 %
Market Price Per Share (year-end, closing)	\$70.12	\$71.41	(1.8)%
Total Market Value Of Common Stock (year-end, in millions)	\$76,488	\$77,750	(1.6)%
Total Assets (in millions)	\$139,331	\$134,891	3.3 %
Total Kilowatt-Hour Sales (in millions)	195,507	204,273	(4.3)%
Retail	144,531	147,981	(2.3)%
Wholesale	50,976	56,292	(9.4)%
Total Utility Customers (year-end, in thousands)	8,861	8,795	0.8 %

## Board of Directors



Christopher C. Womack



Janaki Akella



Henry A. Clark III



Shantella E. Cooper



Anthony F. Earley, Jr.



David J. Grain



Donald M. James



John D. Johns



Dale E. Klein



David E. Meador




Ernest J. Moniz



William G. Smith, Jr.



Kristine L. Svinicki



Lizanne Thomas



E. Jenner Wood III

---

## Management Council



Christopher C. Womack



Bryan D. Anderson



Stanley W. Connally, Jr.



Christopher Cummiskey



Martin B. Davis



Sloane N. Drake



Kimberly S. Greene



James Y. Kerr II



Stephen E. Kuczynski



J. Jeffrey Peoples



Sterling A. Spainhour



Daniel S. Tucker



Anthony L. Wilson

## Board of Directors

### **Christopher C. Womack**

*Chairman, President and CEO, Southern Company*  
Atlanta, GA | Age 66 | elected 2023

### **Janaki Akella**

*Former Digital Transformation Leader*  
*Google LLC (technology)*  
Palo Alto, CA | Age 62 | elected 2019

### **Henry A. Clark III**

*Retired Senior Advisor, Evercore Inc.*  
*(global independent investment advisory firm)*  
Hobe Sound, FL | Age 74 | elected 2009

### **Shantella E. Cooper**

*Founder and CEO, Journey Forward Strategies, LLC*  
*(consulting)*  
Atlanta, GA | Age 56 | elected 2023

### **Anthony F. Earley, Jr.**

*Retired Chairman, President and CEO*  
*PG&E Corporation (energy)*  
Bloomfield Hills, MI | Age 74 | elected 2019

### **David J. Grain**

*CEO and Managing Director*  
*Grain Management, LLC (private equity firm)*  
Sarasota, FL | Age 61 | elected 2012

### **Donald M. James**

*Retired Chairman and CEO*  
*Vulcan Materials Company (construction materials)*  
Pensacola, FL | Age 75 | elected 1999

### **John D. Johns**

*Senior Advisor, Blackstone Inc.,*  
*Retired Chairman of DLI North America Inc.,*  
*the oversight company for Protective Life Insurance*  
*Corporation (insurance)*  
Birmingham, AL | Age 72 | elected 2015

### **Dale E. Klein**

*Professor in the Cockrell School of Engineering*  
*at the University of Texas at Austin and holder*  
*of the Reese Endowed Professorship; former*  
*Commissioner and Chairman, U.S. Nuclear*  
*Regulatory Commission (energy)*  
Austin, TX | Age 76 | elected 2010

### **David E. Meador**

*Retired Vice Chairman and Chief Administrative*  
*Officer, DTE Energy (energy)*  
Bloomfield Hills, MI | Age 67 | elected 2023

### **Ernest J. Moniz**

*Cecil and Ida Green Professor of Physics and*  
*Engineering Systems emeritus, Massachusetts*  
*Institute of Technology; CEO and Co-Chair,*  
*Nuclear Threat Initiative (energy); Former U.S.*  
*Secretary of Energy*  
Brookline, MA | Age 79 | elected 2018

### **William G. Smith, Jr.**

*Chairman, President and CEO*  
*Capital City Bank Group, Inc. (banking)*  
Tallahassee, FL | Age 70 | elected 2006

### **Kristine L. Svinicki**

*Adjunct Professor, University of Michigan*  
*and former Commissioner and Chairman,*  
*U.S. Nuclear Regulatory Commission (energy)*  
Milwaukee, WI | Age 57 | elected 2021

### **Lizanne Thomas**

*Retired Partner, Jones Day (legal)*  
Atlanta, GA | Age 66 | elected 2023

### **E. Jenner Wood III**

*Retired Corporate Executive Vice President –*  
*Wholesale Banking, SunTrust Banks, Inc. (banking)*  
Atlanta, GA | Age 72 | elected 2012

---

## Management Council

### **Christopher C. Womack**

*Chairman, President and CEO*  
Womack, 66, joined the company in 1988

### **Bryan D. Anderson**

*Executive Vice President and President,*  
*External Affairs*  
Anderson, 57, joined the company in 2010

### **Stanley W. Connally, Jr.**

*Executive Vice President, Operations,*  
*Southern Company*  
*Chairman, President and CEO, Southern Company*  
*Services, Inc.*  
Connally, 54, joined the company in 1989

### **Christopher Cumiskey**

*Executive Vice President, Chief Commercial*  
*and Customer Solutions Officer*  
Cumiskey, 49, joined the company in 2013

### **Martin B. Davis**

*Executive Vice President and Chief Information Officer*  
Davis, 61, joined the company in 2015

### **Sloane N. Drake**

*Executive Vice President and*  
*Chief Human Resources Officer*  
Drake, 47, joined the company in 2001

### **Kimberly S. Greene**

*Chairman, President and CEO, Georgia Power*  
Greene, 57, joined the company in 1991

### **James Y. Kerr II**

*Chairman, President and CEO,*  
*Southern Company Gas*  
Kerr, 60, joined the company in 2014

### **Stephen E. Kuczynski**

*Chairman and CEO, Southern Nuclear*  
Kuczynski, 61, joined the company in 2011

### **J. Jeffrey Peoples**

*Chairman, President and CEO, Alabama Power*  
Peoples, 64, joined the company in 1984

### **Sterling A. Spainhour**

*Executive Vice President and Chief Legal Officer*  
Spainhour, 55, joined the company in 2016

### **Daniel S. Tucker**

*Executive Vice President and Chief Financial Officer*  
Tucker, 53, joined the company in 1998

### **Anthony L. Wilson**

*Chairman, President and CEO, Mississippi Power*  
Wilson, 60, joined the company in 1984

## *Financial Contents*

7	Definitions
11	Reconciliation of Non-GAAP Financial Metric
12	Cautionary Statement Regarding Forward-Looking Statements
14	Southern Company Business
15	Five-Year Cumulative Performance Graph
15	Available Information
16	Management's Report on Internal Control Over Financial Reporting
17	Report of Independent Registered Public Accounting Firm
19	Management's Discussion and Analysis of Financial Condition and Results of Operations
60	Consolidated Statements of Income
61	Consolidated Statements of Comprehensive Income
62	Consolidated Statements of Cash Flows
64	Consolidated Balance Sheets
66	Consolidated Statements of Stockholders' Equity
67	Index to the Notes to Financial Statements
68	Notes to Financial Statements



## Definitions

### **ARP**

Georgia Power's Alternate Rate Plans approved by the Georgia PSC; 2019 ARP for the years 2020 through 2022 and 2022 ARP for the years 2023 through 2025

### **AFUDC**

Allowance for funds used during construction

### **Alabama Power**

Alabama Power Company

### **Amended and Restated Loan Guarantee Agreement**

Loan guarantee agreement entered into by Georgia Power with the DOE in 2014, as amended and restated in March 2019, under which the proceeds of borrowings may be used to reimburse Georgia Power for Eligible Project Costs incurred in connection with its construction of Plant Vogtle Units 3 and 4

### **AOCI**

Accumulated other comprehensive income

### **ARO**

Asset retirement obligation

### **ASU**

Accounting Standards Update

### **Atlanta Gas Light**

Atlanta Gas Light Company, a wholly-owned subsidiary of Southern Company Gas

### **Bechtel**

Bechtel Power Corporation, the primary contractor for the remaining construction activities for Plant Vogtle Units 3 and 4

### **Bechtel Agreement**

The 2017 construction completion agreement between the Vogtle Owners and Bechtel

### **CCN**

Certificate of convenience and necessity

### **CCR**

Coal combustion residuals

### **CCR Rule**

Disposal of Coal Combustion Residuals from Electric Utilities final rule published by the EPA in 2015

### **Chattanooga Gas**

Chattanooga Gas Company, a wholly-owned subsidiary of Southern Company Gas

### **Clean Air Act**

Clean Air Act Amendments of 1990

### **CO<sub>2</sub>**

Carbon dioxide

### **COD**

Commercial operation date

### **Cooperative Energy**

Electric generation and transmission cooperative in Mississippi

### **COVID-19**

The novel coronavirus disease declared a pandemic by the World Health Organization and the Centers for Disease Control and Prevention in March 2020

### **CWIP**

Construction work in progress

### **Dalton**

City of Dalton, Georgia, an incorporated municipality in the State of Georgia, acting by and through its Board of Water, Light, and Sinking Fund Commissioners

### **Dalton Pipeline**

A pipeline facility in Georgia in which Southern Company Gas has a 50% undivided ownership interest

### **DOE**

U.S. Department of Energy

### **ECCR**

Georgia Power's Environmental Compliance Cost Recovery tariff

### **ECO Plan**

Mississippi Power's environmental compliance overview plan

### **ELG**

Effluent limitations guidelines

### **Eligible Project Costs**

Certain costs of construction relating to Plant Vogtle Units 3 and 4 that are eligible for financing under the loan guarantee program established under Title XVII of the Energy Policy Act of 2005

### **EPA**

U.S. Environmental Protection Agency

### **EPC Contractor**

Westinghouse and its affiliate, WECTEC Global Project Services Inc.; the former engineering, procurement, and construction contractor for Plant Vogtle Units 3 and 4

### **FASB**

Financial Accounting Standards Board

### **FCC**

Federal Communications Commission

### **FERC**

Federal Energy Regulatory Commission

### **FFB**

Federal Financing Bank

### **FFB Credit Facilities**

Note purchase agreements among the DOE, Georgia Power, and the FFB and related promissory notes which provide for two multi-advance term loan facilities

### **Fitch**

Fitch Ratings, Inc.

### **FP&L**

Florida Power and Light Company

## Definitions

### **GAAP**

U.S. generally accepted accounting principles

### **Georgia Power**

Georgia Power Company

### **GHG**

Greenhouse gas

### **GRAM**

Atlanta Gas Light's Georgia Rate Adjustment Mechanism

### **Guarantee Settlement Agreement**

The June 9, 2017 settlement agreement between the Vogtle Owners and Toshiba related to certain payment obligations of the EPC Contractor guaranteed by Toshiba

### **Gulf Power**

Gulf Power Company, until January 1, 2019 a wholly-owned subsidiary of Southern Company; effective January 1, 2021, Gulf Power Company merged with and into FP&L, with FP&L remaining as the surviving company

### **Heating Degree Days**

A measure of weather, calculated when the average daily temperatures are less than 65 degrees Fahrenheit

### **Heating Season**

The period from November through March when Southern Company Gas' natural gas usage and operating revenues are generally higher

### **HLBV**

Hypothetical liquidation at book value

### **IGCC**

Integrated coal gasification combined cycle, the technology originally approved for Mississippi Power's Kemper County energy facility

### **Illinois Commission**

Illinois Commerce Commission

### **Internal Revenue Code**

Internal Revenue Code of 1986, as amended

### **IPP**

Independent power producer

### **IRA**

Inflation Reduction Act

### **IRP**

Integrated resource plan

### **IRS**

Internal Revenue Service

### **ITAAC**

Inspections, Tests, Analyses, and Acceptance Criteria, standards established by the NRC

### **ITC**

Investment tax credit

### **JEA**

Jacksonville Electric Authority

### **KWH**

Kilowatt-hour

### **LIBOR**

London Interbank Offered Rate

### **LIFO**

Last-in, first-out

### **LNG**

Liquefied natural gas

### **LTSA**

Long-term service agreement

### **Marketers**

Marketers selling retail natural gas in Georgia and certificated by the Georgia PSC

### **MEAG Power**

Municipal Electric Authority of Georgia

### **Mississippi Power**

Mississippi Power Company

### **mmBtu**

Million British thermal units

### **Moody's**

Moody's Investors Service, Inc.

### **MPUS**

Mississippi Public Utilities Staff

### **MRA**

Municipal and Rural Associations

### **MW**

Megawatt

### **natural gas distribution utilities**

Southern Company Gas' natural gas distribution utilities (Nicor Gas, Atlanta Gas Light, Virginia Natural Gas, and Chattanooga Gas)

### **NCCR**

Georgia Power's Nuclear Construction Cost Recovery tariff

### **NDR**

Alabama Power's Natural Disaster Reserve

### **NextEra Energy**

NextEra Energy, Inc.

### **Nicor Gas**

Northern Illinois Gas Company, a wholly-owned subsidiary of Southern Company Gas

### **NO<sub>x</sub>**

Nitrogen oxide

### **NRC**

U.S. Nuclear Regulatory Commission

### **NYMEX**

New York Mercantile Exchange, Inc.

## Definitions

### **NYSE**

New York Stock Exchange

### **OCI**

Other comprehensive income

### **OPC**

Oglethorpe Power Corporation (an electric membership corporation)

### **OTC**

Over-the-counter

### **PennEast Pipeline**

PennEast Pipeline Company, LLC, a joint venture in which Southern Company Gas has a 20% ownership interest

### **PEP**

Mississippi Power's Performance Evaluation Plan

### **PowerSecure**

PowerSecure, Inc., a wholly-owned subsidiary of Southern Company

### **PowerSouth**

PowerSouth Energy Cooperative

### **PPA**

Power purchase agreements, as well as, for Southern Power, contracts for differences that provide the owner of a renewable facility a certain fixed price for the electricity sold to the grid

### **PSC**

Public Service Commission

### **PTC**

Production tax credit

### **Rate CNP**

Alabama Power's Rate Certificated New Plant, consisting of Rate CNP New Plant, Rate CNP Compliance, Rate CNP PPA, and Rate CNP Depreciation

### **Rate ECR**

Alabama Power's Rate Energy Cost Recovery

### **Rate NDR**

Alabama Power's Rate Natural Disaster Reserve

### **Rate RSE**

Alabama Power's Rate Stabilization and Equalization

### **Registrants**

Southern Company, Alabama Power, Georgia Power, Mississippi Power, Southern Power Company, and Southern Company Gas

### **ROE**

Return on equity

### **S&P**

S&P Global Ratings, a division of S&P Global Inc.

### **SAVE**

Steps to Advance Virginia's Energy, an infrastructure replacement program at Virginia Natural Gas

### **SCS**

Southern Company Services, Inc., the Southern Company system service company and a wholly-owned subsidiary of Southern Company

### **SEC**

U.S. Securities and Exchange Commission

### **SEGCO**

Southern Electric Generating Company, 50% owned by each of Alabama Power and Georgia Power

### **Sequent**

Sequent Energy Management, L.P. and Sequent Energy Canada Corp., wholly-owned subsidiaries of Southern Company Gas through June 30, 2021

### **SNG**

Southern Natural Gas Company, L.L.C., a pipeline system in which Southern Company Gas has a 50% ownership interest

### **SO<sub>2</sub>**

Sulfur dioxide

### **SOFR**

Secured Overnight Financing Rate

### **Southern Company**

The Southern Company

### **Southern Company Gas**

Southern Company Gas and its subsidiaries

### **Southern Company Gas Capital**

Southern Company Gas Capital Corporation, a 100%-owned subsidiary of Southern Company Gas

### **Southern Company power pool**

The operating arrangement whereby the integrated generating resources of the traditional electric operating companies and Southern Power (excluding subsidiaries) are subject to joint commitment and dispatch in order to serve their combined load obligations

### **Southern Company system**

Southern Company, the traditional electric operating companies, Southern Power, Southern Company Gas, SEGCO, Southern Nuclear, SCS, Southern Linc, PowerSecure, and other subsidiaries

### **Southern Holdings**

Southern Company Holdings, Inc., a wholly-owned subsidiary of Southern Company

### **Southern Linc**

Southern Communications Services, Inc., a wholly-owned subsidiary of Southern Company, doing business as Southern Linc

### **Southern Nuclear**

Southern Nuclear Operating Company, Inc., a wholly-owned subsidiary of Southern Company

### **Southern Power**

Southern Power Company and its subsidiaries

### **SouthStar**

SouthStar Energy Services, LLC (a Marketer), a wholly-owned subsidiary of Southern Company Gas

### **SP Solar**

SP Solar Holdings I, LP, a limited partnership indirectly owning substantially all of Southern Power's solar and battery energy storage facilities, in which Southern Power has a 67% ownership interest

## Definitions

### **SP Wind**

SP Wind Holdings II, LLC, a holding company owning a portfolio of eight operating wind facilities, in which Southern Power is the controlling partner in a tax equity arrangement

### **SRR**

Mississippi Power's System Restoration Rider, a tariff for retail property damage cost recovery and reserve

### **Subsidiary Registrants**

Alabama Power, Georgia Power, Mississippi Power, Southern Power, and Southern Company Gas

### **Tax Reform Legislation**

The Tax Cuts and Jobs Act, which became effective on January 1, 2018

### **Toshiba**

Toshiba Corporation, the parent company of Westinghouse

### **traditional electric operating companies**

Alabama Power, Georgia Power, and Mississippi Power

### **VCM**

Vogtle Construction Monitoring

### **VIE**

Variable interest entity

### **Virginia Commission**

Virginia State Corporation Commission

### **Virginia Natural Gas**

Virginia Natural Gas, Inc., a wholly-owned subsidiary of Southern Company Gas

### **Vogtle 3 and 4 Agreement**

Agreement entered into with the EPC Contractor in 2008 by Georgia Power, acting for itself and as agent for the Vogtle Owners, and rejected in bankruptcy in July 2017, pursuant to which the EPC Contractor agreed to design, engineer, procure, construct, and test Plant Vogtle Units 3 and 4

### **Vogtle Owners**

Georgia Power, OPC, MEAG Power, and Dalton

### **Vogtle Services Agreement**

The June 2017 services agreement between the Vogtle Owners and the EPC Contractor, as amended and restated in July 2017, for the EPC Contractor to transition construction management of Plant Vogtle Units 3 and 4 to Southern Nuclear and to provide ongoing design, engineering, and procurement services to Southern Nuclear

### **Westinghouse**

Westinghouse Electric Company LLC

### **Williams Field Services Group**

Williams Field Services Group, LLC



## Reconciliation of Non-GAAP Financial Metric

(In millions, except earnings per share)	Year Ended December 31,				
	2023	2022	2021	2020	2019
<b>Net Income – GAAP</b>	<b>\$ 3,976</b>	<b>\$ 3,524</b>	<b>\$ 2,393</b>	<b>\$ 3,119</b>	<b>\$ 4,739</b>
<b>Average Shares Outstanding</b>	<b>1,092</b>	<b>1,075</b>	<b>1,061</b>	<b>1,058</b>	<b>1,046</b>
<b>Basic Earnings Per Share</b>	<b>\$ 3.64</b>	<b>\$ 3.28</b>	<b>\$ 2.26</b>	<b>\$ 2.95</b>	<b>\$ 4.53</b>
<b>Net Income – GAAP</b>	<b>\$ 3,976</b>	<b>\$ 3,524</b>	<b>\$ 2,393</b>	<b>\$ 3,119</b>	<b>\$ 4,739</b>
Less Non-GAAP Excluding Items:					
Acquisition, Disposition, and Integration Impacts <sup>(1)</sup>	(1)	(115)	209	60	2,516
Tax Impact	33	32	(90)	(22)	(1,081)
Estimated Loss on Plants Under Construction <sup>(2)</sup>	51	(199)	(1,703)	(328)	(27)
Tax Impact	(13)	51	433	84	—
Wholesale Gas Services <sup>(3)</sup>	—	—	18	17	215
Tax Impact	—	—	(3)	(3)	(52)
Impairments <sup>(4)</sup>	—	(119)	(91)	(206)	(108)
Tax Impact	—	—	19	101	26
Loss on Extinguishment of Debt <sup>(5)</sup>	(5)	—	(23)	(29)	—
Tax Impact	1	—	6	7	—
Estimated Loss on Qualifying Infrastructure Plant and Other Capital Investments <sup>(6)</sup>	(96)	—	—	—	—
Tax Impact	24	—	—	—	—
<b>Net Income – Excluding Items</b>	<b>\$ 3,982</b>	<b>\$ 3,874</b>	<b>\$ 3,618</b>	<b>\$ 3,438</b>	<b>\$ 3,250</b>
<b>Basic Earnings Per Share – Excluding Items</b>	<b>\$ 3.65</b>	<b>\$ 3.60</b>	<b>\$ 3.41</b>	<b>\$ 3.25</b>	<b>\$ 3.11</b>

- (1) Net income for the year ended December 31, 2023 includes a \$35 million favorable tax impact related to a reversal of an uncertain tax position associated with the 2019 sale of Gulf Power. Net Income for the year ended December 31, 2022 includes impairment charges totaling \$131 million pre tax (\$99 million after tax) and other disposition impacts associated with the sales of two Southern Company Gas natural gas storage facilities. Net income for the year ended December 31, 2022 also includes a \$14 million pre-tax (\$11 million after-tax) gain as a result of the early termination of the transition services agreement related to the 2019 sale of Gulf Power. Net income for the year ended December 31, 2021 includes: (i) a \$93 million pre-tax (\$99 million after-tax) gain associated with the termination of a leasehold interest in assets associated with two leveraged lease projects; (ii) \$16 million of income tax benefits recognized as the result of another leveraged lease investment disposition; and (iii) a \$121 million pre-tax (\$92 million after-tax) gain on the sale of Sequent, as well as \$85 million of additional tax expense due to the resulting changes in state apportionment rates. Net income for the year ended December 31, 2020 includes: (i) \$39 million pre-tax (\$23 million after-tax) gain on the sale of Plant Mankato and (ii) a \$22 million pre-tax (\$16 million after-tax) gain on the sale of a natural gas storage facility. Net income for the year ended December 31, 2019 includes: (i) a \$2.6 billion pre-tax (\$1.4 billion after-tax) gain on the sale of Gulf Power; (ii) a \$23 million pre-tax (\$88 million after-tax) gain on the sale of Plant Nacagdoches; and (iii) \$18 million pre tax (\$11 million after tax) of other acquisition and disposition impacts, partially offset by: (i) a \$58 million pre-tax (\$52 million after-tax) net loss, including impairment charges, associated with the sales of PowerSecure's utility infrastructure services and lighting businesses and (ii) a \$24 million pre-tax (\$17 million after-tax) impairment charge in contemplation of the sale of Pivotal LNG and Atlantic Coast Pipeline.
- (2) Net income for the year ended December 31, 2023 includes a net credit of \$68 million pre tax (\$50 million after tax) and for the years ended December 31, 2022, 2021, and 2020 includes aggregate net charges of \$183 million pre tax (\$137 million after tax), \$1.7 billion pre tax (\$1.3 billion after tax), and \$325 million pre tax (\$242 million after tax), respectively, for estimated probable losses associated with Georgia Power's construction of Plant Vogtle Units 3 and 4. Further charges may occur; however, the amounts and timing of any such charges are uncertain. Net income for all periods presented also includes charges (net of salvage proceeds), associated legal expenses (net of insurance recoveries), and tax impacts related to Mississippi Power's Kemper IGCC. Mississippi Power expects to incur additional pre-tax period costs to complete dismantlement of the abandoned gasifier-related assets and site restoration activities, including related costs for compliance and safety, asset retirement obligation accretion, and property taxes, net of salvage, totaling approximately \$15 million annually through 2025.
- (3) Net income for the years ended December 31, 2021, 2020, and 2019 includes the Wholesale Gas Services business, which was sold on July 1, 2021. Presenting net income and earnings per share excluding Wholesale Gas Services provided an additional measure of operating performance that excluded the volatility resulting from mark-to-market and lower of weighted average cost or current market price accounting adjustments.
- (4) Net income for the year ended December 31, 2022 includes an impairment charge associated with goodwill at PowerSecure. Net income for the years ended December 31, 2021, 2020, and 2019 includes impairment charges associated with two leveraged leases. Net income for the year ended December 31, 2021 also includes impairment charges totaling \$84 million pre tax (\$67 million after tax) related to Southern Company Gas' investment in the PennEast Pipeline project. Net income for the year ended December 31, 2019 also includes impairment charges associated with a natural gas storage facility. Impairment charges may occur in the future; however, the amounts and timing of any such charges are uncertain.
- (5) Net income for the years ended December 31, 2023, 2021 and 2020 includes costs associated with the extinguishment of debt at Southern Company. Further debt extinguishment charges may occur at Southern Company or its non-regulated subsidiaries; however, the amounts and timing of any such costs are uncertain.
- (6) Net income for the year ended December 31, 2023 includes charges totaling \$96 million pre tax (\$72 million after tax) for estimated losses at Southern Company Gas associated with the Illinois Commission disallowances related to (i) its review of the Qualifying Infrastructure Plant (QIP) capital investments by Nicor Gas under the QIP rider, or Investing in Illinois program, and (ii) Nicor Gas' general base rate case proceeding. Further charges may occur; however, the amount and timing of any such charges are uncertain.

## Cautionary Statement Regarding Forward-Looking Statements

Southern Company's Annual Report contains forward-looking statements. Forward-looking statements include, among other things, statements concerning regulated rates, the strategic goals for the business, customer and sales growth, economic conditions, including inflation, cost recovery and other rate actions, projected equity ratios, current and proposed environmental regulations and related compliance plans and estimated expenditures, GHG emissions reduction goals, pending or potential litigation matters, access to sources of capital, projections for the qualified pension plans, postretirement benefit plans, and nuclear decommissioning trust fund contributions, financing activities, completion dates and costs of construction projects, matters related to the abandonment of the Kemper IGCC, filings with state and federal regulatory authorities, federal and state income tax benefits, estimated sales and purchases under power sale and purchase agreements, and estimated construction plans and expenditures. In some cases, forward-looking statements can be identified by terminology such as "may," "will," "could," "would," "should," "expects," "plans," "anticipates," "believes," "estimates," "projects," "predicts," "potential," or "continue" or the negative of these terms or other similar terminology. There are various factors that could cause actual results to differ materially from those suggested by the forward-looking statements; accordingly, there can be no assurance that such indicated results will be realized. These factors include:

- the impact of recent and future federal and state regulatory changes, including tax, environmental, and other laws and regulations to which Southern Company and its subsidiaries are subject, as well as changes in application of existing laws and regulations;
- the extent and timing of costs and legal requirements related to CCR;
- current and future litigation or regulatory investigations, proceedings, or inquiries, including litigation and other disputes related to the Kemper County energy facility and Plant Vogtle Units 3 and 4;
- the effects, extent, and timing of the entry of additional competition in the markets in which Southern Company's subsidiaries operate, including from the development and deployment of alternative energy sources;
- variations in demand for electricity and natural gas;
- available sources and costs of natural gas and other fuels and commodities;
- the ability to complete necessary or desirable pipeline expansion or infrastructure projects, limits on pipeline capacity, public and policymaker support for such projects, and operational interruptions to natural gas distribution and transmission activities;
- transmission constraints;
- the ability to control costs and avoid cost and schedule overruns during the development, construction, and operation of facilities or other projects, including Plant Vogtle Unit 4 (which includes components based on new technology that only within the last several years began initial operation in the global nuclear industry at this scale), due to current and/or future challenges which include, but are not limited to, changes in labor costs, availability, and productivity; challenges with the management of contractors or vendors; subcontractor performance; adverse weather conditions; shortages, delays, increased costs, or inconsistent quality of equipment, materials, and labor; contractor or supplier delay; the impacts of inflation; delays due to judicial or regulatory action; nonperformance under construction, operating, or other agreements; operational readiness, including specialized operator training and required site safety programs; engineering or design problems or any remediation related thereto; design and other licensing-based compliance matters; challenges with start-up activities, including major equipment failure, or system integration; and/or operational performance; challenges related to pandemic health events; continued public and policymaker support for projects; environmental and geological conditions; delays or increased costs to interconnect facilities to transmission grids; and increased financing costs as a result of changes in interest rates or as a result of project delays;
- the ability to overcome or mitigate the current challenges, or challenges yet to be identified, at Plant Vogtle Unit 4, as described in Note 2 to the financial statements under "Georgia Power – Nuclear Construction," that could further impact the cost and schedule for the project;
- legal proceedings and regulatory approvals and actions related to past and ongoing construction projects, including PSC approvals and FERC actions;
- under certain specified circumstances, a decision by holders of more than 10% of the ownership interests of Plant Vogtle Unit 4 not to proceed with construction;
- in the event Georgia Power becomes obligated to provide funding to MEAG Power with respect to the portion of MEAG Power's ownership interest in Plant Vogtle Units 3 and 4 involving JEA, any inability of Georgia Power to receive repayment of such funding;
- the ability to construct facilities in accordance with the requirements of permits and licenses (including satisfaction of NRC requirements), to satisfy any environmental performance standards and the requirements of tax credits and other incentives, and to integrate facilities into the Southern Company system upon completion of construction;
- investment performance of the employee and retiree benefit plans and nuclear decommissioning trust funds;
- advances in technology, including the pace and extent of development of low- to no-carbon energy and battery energy storage technologies and negative carbon concepts;
- performance of counterparties under ongoing renewable energy partnerships and development agreements;

## ***Cautionary Statement Regarding Forward-Looking Statements***

- state and federal rate regulations and the impact of pending and future rate cases and negotiations, including rate actions relating to ROE, equity ratios, additional generating capacity, and fuel and other cost recovery mechanisms;
- the ability to successfully operate the traditional electric operating companies' and SEGCO's generation, transmission, and distribution facilities, Southern Power's generation facilities, and Southern Company Gas' natural gas distribution and storage facilities and the successful performance of necessary corporate functions;
- the inherent risks involved in operating and constructing nuclear generating facilities;
- the inherent risks involved in transporting and storing natural gas;
- the performance of projects undertaken by the non-utility businesses and the success of efforts to invest in and develop new opportunities;
- internal restructuring or other restructuring options that may be pursued;
- potential business strategies, including acquisitions or dispositions of assets or businesses, which cannot be assured to be completed or beneficial to Southern Company or its subsidiaries;
- the ability of counterparties of Southern Company and its subsidiaries to make payments as and when due and to perform as required;
- the ability to obtain new short- and long-term contracts with wholesale customers;
- the direct or indirect effect on the Southern Company system's business resulting from cyber intrusion or physical attack and the threat of cyber and physical attacks;
- global and U.S. economic conditions, including impacts from geopolitical conflicts, recession, inflation, interest rate fluctuations, and financial market conditions, and the results of financing efforts;
- access to capital markets and other financing sources;
- changes in Southern Company's and any of its subsidiaries' credit ratings;
- the ability of the traditional electric operating companies to obtain additional generating capacity (or sell excess generating capacity) at competitive prices;
- catastrophic events such as fires, earthquakes, explosions, floods, tornadoes, hurricanes and other storms, droughts, pandemic health events, political unrest, wars, or other similar occurrences;
- the direct or indirect effects on the Southern Company system's business resulting from incidents affecting the U.S. electric grid, natural gas pipeline infrastructure, or operation of generating or storage resources;
- impairments of goodwill or long-lived assets;
- the effect of accounting pronouncements issued periodically by standard-setting bodies; and
- other factors discussed elsewhere herein and in other reports filed by the Registrants from time to time with the SEC.

**Southern Company expressly disclaims any obligation to update any forward-looking statements.**

## *Southern Company Business*

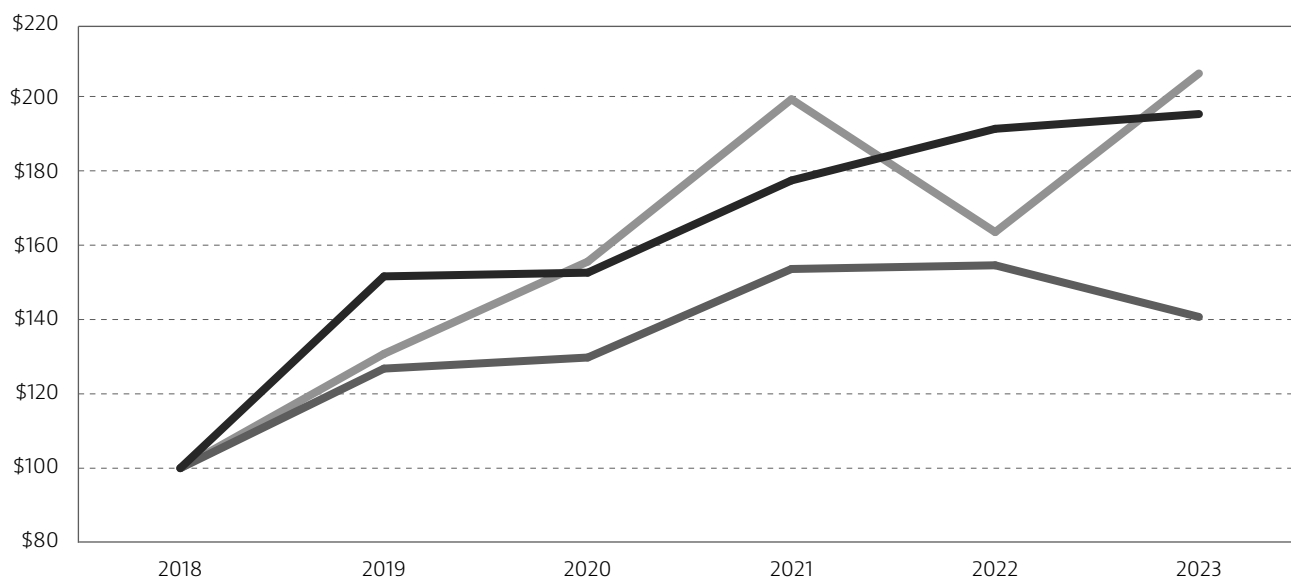
Southern Company is a holding company that owns all of the outstanding common stock of three traditional electric operating companies, Southern Power Company, and Southern Company Gas. The traditional electric operating companies – Alabama Power, Georgia Power, and Mississippi Power – are each operating public utility companies providing electric service to retail customers in three Southeastern states in addition to wholesale customers in the Southeast. Southern Power Company is also an operating public utility company. The term “Southern Power” when used herein refers to Southern Power Company and its subsidiaries, while the term “Southern Power Company” when used herein refers only to the Southern Power parent company. Southern Power develops, constructs, acquires, owns, and manages power generation assets, including renewable energy projects, and sells electricity at market-based rates in the wholesale market. Southern Company Gas is an energy services holding company whose primary business is the distribution of natural gas in four states – Illinois, Georgia, Virginia, and Tennessee – through the natural gas distribution utilities. Southern Company Gas is also involved in several other businesses that are complementary to the distribution of natural gas.

Southern Company also owns SCS, Southern Linc, Southern Holdings, Southern Nuclear, PowerSecure, and other direct and indirect subsidiaries. SCS, the system service company, has contracted with Southern Company, each of the Subsidiary Registrants, Southern Nuclear, SEGCO, and other subsidiaries to furnish, at direct or allocated cost and upon request, the following services: general executive and advisory, general and design engineering, operations, purchasing, accounting, finance, treasury, legal, tax, information technology, marketing, auditing, insurance and pension administration, human resources, systems and procedures, digital wireless communications, cellular tower space, and other services with respect to business and operations, construction management, and Southern Company power pool transactions. Southern Linc provides digital wireless communications for use by Southern Company and its subsidiary companies and also markets these services to the public and provides fiber optics services through its subsidiary, Southern Telecom, Inc. Southern Linc’s system covers approximately 122,000 square miles in the Southeast. Southern Holdings is an intermediate holding company subsidiary, which invests in various projects. Southern Nuclear operates and provides services to the Southern Company system’s nuclear power plants and is currently managing construction and start-up of Plant Vogtle Unit 4, which is co-owned by Georgia Power. PowerSecure develops distributed energy and resilience solutions and deploys microgrids for commercial, industrial, governmental, and utility customers.



## Five-Year Cumulative Performance Graph

This performance graph compares the cumulative total shareholder return on Southern Company's common stock with the Standard & Poor's 500 index and the Philadelphia Utility Index for the past five years. The graph assumes that \$100 was invested on December 31, 2018 in Southern Company's common stock and each of the indices and that all dividends were reinvested. The stockholder return shown for the five-year historical period may not be indicative of future performance.



	2018	2019	2020	2021	2022	2023
— Southern Company	100	152	153	178	192	196
— Philadelphia Utilities Index	100	127	130	154	155	141
— S&P 500	100	131	156	200	164	207

## Available Information

Southern Company's Annual Report on Form 10-K for the year ended December 31, 2023 (Form 10-K), as well as other documents filed by Southern Company pursuant to the Securities Exchange Act of 1934, as amended, are available electronically at <http://www.sec.gov>.

**A copy of the Form 10-K as filed with the SEC will be provided without charge upon written request to the office of the Corporate Secretary. Requests for copies should be directed to the Corporate Secretary, 30 Ivan Allen Jr. Blvd., N.W., Atlanta, GA 30308.**

The "Management's Discussion and Analysis of Financial Condition and Results of Operations" herein generally discusses 2023 and 2022 items and year-to-year comparisons between 2023 and 2022. Discussions of 2021 items and year-to-year comparisons between 2022 and 2021 that are not included in this Annual Report can be found in Item 7 of Southern Company's Annual Report on Form 10-K for the year ended December 31, 2022, which was filed with the SEC on February 15, 2023.

## *Management's Report on Internal Control Over Financial Reporting*

The management of Southern Company is responsible for establishing and maintaining an adequate system of internal control over financial reporting as required by the Sarbanes-Oxley Act of 2002 and as defined in Exchange Act Rule 13a-15(f). A control system can provide only reasonable, not absolute, assurance that the objectives of the control system are met.

Under management's supervision, an evaluation of the design and effectiveness of Southern Company's internal control over financial reporting was conducted based on the framework in *Internal Control—Integrated Framework (2013)* issued by the Committee of Sponsoring Organizations of the Treadway Commission. Based on this evaluation, management concluded that Southern Company's internal control over financial reporting was effective as of December 31, 2023.

Deloitte & Touche LLP, as auditors of Southern Company's financial statements, has issued an attestation report on the effectiveness of Southern Company's internal control over financial reporting as of December 31, 2023, which is included herein.



**Christopher C. Womack**  
*Chairman, President, and Chief Executive Officer*



**Daniel S. Tucker**  
*Executive Vice President and Chief Financial Officer*

February 14, 2024

## Report of Independent Registered Public Accounting Firm

To the stockholders and the Board of Directors of The Southern Company and Subsidiary Companies

### Opinions on the Financial Statements and Internal Control over Financial Reporting

We have audited the accompanying consolidated balance sheets of The Southern Company and Subsidiary Companies (Southern Company) as of December 31, 2023 and 2022, the related consolidated statements of income, comprehensive income, stockholders' equity, and cash flows for each of the three years in the period ended December 31, 2023, and the related notes (collectively referred to as the "financial statements"). We also have audited Southern Company's internal control over financial reporting as of December 31, 2023, based on criteria established in *Internal Control – Integrated Framework (2013)* issued by the Committee of Sponsoring Organizations of the Treadway Commission (COSO).

In our opinion, the financial statements referred to above present fairly, in all material respects, the financial position of Southern Company as of December 31, 2023 and 2022, and the results of its operations and its cash flows for each of the three years in the period ended December 31, 2023, in conformity with accounting principles generally accepted in the United States of America. Also, in our opinion, Southern Company maintained, in all material respects, effective internal control over financial reporting as of December 31, 2023, based on criteria established in *Internal Control – Integrated Framework (2013)* issued by COSO.

### Basis for Opinions

Southern Company's management is responsible for these financial statements, for maintaining effective internal control over financial reporting, and for its assessment of the effectiveness of internal control over financial reporting, included in the accompanying Management's Report on Internal Control Over Financial Reporting. Our responsibility is to express an opinion on these financial statements and an opinion on Southern Company's internal control over financial reporting based on our audits. We are a public accounting firm registered with the Public Company Accounting Oversight Board (United States) (PCAOB) and are required to be independent with respect to Southern Company in accordance with the U.S. federal securities laws and the applicable rules and regulations of the Securities and Exchange Commission and the PCAOB.

We conducted our audits in accordance with the standards of the PCAOB. Those standards require that we plan and perform the audits to obtain reasonable assurance about whether the financial statements are free of material misstatement, whether due to error or fraud, and whether effective internal control over financial reporting was maintained in all material respects.

Our audits of the consolidated financial statements included performing procedures to assess the risks of material misstatement of the financial statements, whether due to error or fraud, and performing procedures to respond to those risks. Such procedures included examining, on a test basis, evidence regarding the amounts and disclosures in the financial statements. Our audits also included evaluating the accounting principles used and significant estimates made by management, as well as evaluating the overall presentation of the financial statements. Our audit of internal control over financial reporting included obtaining an understanding of internal control over financial reporting, assessing the risk that a material weakness exists, and testing and evaluating the design and operating effectiveness of internal control based on the assessed risk. Our audits also included performing such other procedures as we considered necessary in the circumstances. We believe that our audits provide a reasonable basis for our opinions.

### Definition and Limitations of Internal Control over Financial Reporting

A company's internal control over financial reporting is a process designed to provide reasonable assurance regarding the reliability of financial reporting and the preparation of financial statements for external purposes in accordance with generally accepted accounting principles. A company's internal control over financial reporting includes those policies and procedures that (1) pertain to the maintenance of records that, in reasonable detail, accurately and fairly reflect the transactions and dispositions of the assets of the company; (2) provide reasonable assurance that transactions are recorded as necessary to permit preparation of financial statements in accordance with generally accepted accounting principles, and that receipts and expenditures of the company are being made only in accordance with authorizations of management and directors of the company; and (3) provide reasonable assurance regarding prevention or timely detection of unauthorized acquisition, use, or disposition of the company's assets that could have a material effect on the financial statements.

Because of its inherent limitations, internal control over financial reporting may not prevent or detect misstatements. Also, projections of any evaluation of effectiveness to future periods are subject to the risk that controls may become inadequate because of changes in conditions, or that the degree of compliance with the policies or procedures may deteriorate.

## Report of Independent Registered Public Accounting Firm

### Critical Audit Matter

The critical audit matter communicated below is a matter arising from the current-period audit of the financial statements that was communicated or required to be communicated to the Audit Committee of Southern Company's Board of Directors and that (1) relates to accounts or disclosures that are material to the financial statements and (2) involved especially challenging, subjective, or complex judgments. The communication of critical audit matters does not alter in any way our opinion on the financial statements, taken as a whole, and we are not, by communicating the critical audit matter below, providing a separate opinion on the critical audit matter or on the accounts or disclosures to which it relates.

### **Impact of Rate Regulation on the Financial Statements – Refer to Note 1 (Summary of Significant Accounting Policies – Regulatory Assets and Liabilities) and Note 2 (Regulatory Matters) to the financial statements**

#### *Critical Audit Matter Description*

Southern Company's traditional electric operating companies and natural gas distribution utilities (the "regulated utility subsidiaries") are subject to rate regulation by their respective state Public Service Commissions or other applicable state regulatory agencies and wholesale regulation by the Federal Energy Regulatory Commission (collectively, the "Commissions"). Management has determined that the regulated utility subsidiaries meet the requirements under accounting principles generally accepted in the United States of America to utilize specialized rules to account for the effects of rate regulation in the preparation of its financial statements. Accounting for the economics of rate regulation may impact multiple financial statement line items and disclosures.

The Commissions set the rates the regulated utility subsidiaries are permitted to charge customers. Rates are determined and approved in regulatory proceedings based on an analysis of the applicable regulated utility subsidiary's costs to provide utility service and a return on, and recovery of, its investment in the utility business. Current and future regulatory decisions can have an impact on the recovery of costs, the rate of return earned on investments, and the timing and amount of assets to be recovered through rates. The Commissions' regulation of rates is premised on the full recovery of prudently incurred costs and a reasonable rate of return on invested capital. While Southern Company's regulated utility subsidiaries expect to recover costs from customers through regulated rates, there is a risk that the Commissions will not approve: (1) full recovery of the costs of providing utility service, or (2) full recovery of all amounts invested in the utility business and a reasonable return on those investments.

We identified the impact of rate regulation related to certain assets and liabilities as a critical audit matter due to the significant judgments made by management to support its assertions about impacted account balances and disclosures and/or the high degree of subjectivity involved in assessing the potential impact of future regulatory orders on incurred costs. Management judgments include assessing the likelihood of (1) recovery in future rates of incurred costs, (2) a disallowance of part of the cost of recently completed plant or plant under construction, and/or (3) a refund to customers. Auditing these judgments, which include assumptions about the outcome of future decisions by the Commissions, required specialized knowledge of accounting for rate regulations and the rate setting process due to its inherent complexities.

#### *How the Critical Audit Matter Was Addressed in the Audit*

Our audit procedures related to the impact of rate regulation on certain assets and liabilities included the following, among others:

- We tested the effectiveness of management's controls over the evaluation of the likelihood of (1) the recovery in future rates of certain incurred costs and (2) refunds or future reductions in rates that should be reported as regulatory liabilities; and the monitoring and evaluation of regulatory developments that may affect the likelihood of recovering certain costs in future rates or of a future reduction in rates. We also tested the effectiveness of management's controls over the initial recognition of regulatory assets or liabilities.
- We read and evaluated relevant regulatory orders and/or other relevant publicly available information to assess the likelihood of recovery of certain incurred costs in future rates or of a future reduction in rates based on precedents of the treatment of similar costs under similar circumstances.
- We tested certain incurred costs recorded as regulatory assets or liabilities during the period for completeness and accuracy.
- We obtained representation from management regarding the likelihood of recoverability of incurred costs and potential refund or future reduction in rates to assess management's assertions about the likelihood of recovery, refund, or a future reduction in rates.
- We evaluated Southern Company's disclosures related to the impacts of rate regulation, including the balances recorded and regulatory developments, including where there is a high degree of subjectivity involved in assessing the potential impact of future regulatory orders on incurred costs.



Atlanta, Georgia

February 14, 2024

We have served as Southern Company's auditor since 2002.



# Management's Discussion and Analysis of Financial Condition and Results of Operations

## OVERVIEW

### Business Activities

Southern Company is a holding company that owns all of the common stock of three traditional electric operating companies, Southern Power, and Southern Company Gas and owns other direct and indirect subsidiaries. The primary businesses of the Southern Company system are electricity sales by the traditional electric operating companies and Southern Power and the distribution of natural gas by Southern Company Gas. Southern Company's reportable segments are the sale of electricity by the traditional electric operating companies, the sale of electricity in the competitive wholesale market by Southern Power, and the sale of natural gas and other complementary products and services by Southern Company Gas. See Note 16 to the financial statements for additional information.

- The traditional electric operating companies – Alabama Power, Georgia Power, and Mississippi Power – are vertically integrated utilities providing electric service to retail customers in three Southeastern states in addition to wholesale customers in the Southeast.
- Southern Power develops, constructs, acquires, owns, and manages power generation assets, including renewable energy projects, and sells electricity at market-based rates in the wholesale market. Southern Power continually seeks opportunities to execute its strategy to create value through various transactions including acquisitions, dispositions, and sales of partnership interests, development and construction of new generating facilities, and entry into PPAs primarily with investor-owned utilities, IPPs, municipalities, electric cooperatives, and other load-serving entities, as well as commercial and industrial customers. In general, Southern Power commits to the construction or acquisition of new generating capacity only after entering into or assuming long-term PPAs for the new facilities.
- Southern Company Gas is an energy services holding company whose primary business is the distribution of natural gas. Southern Company Gas owns natural gas distribution utilities in four states – Illinois, Georgia, Virginia, and Tennessee – and is also involved in several other complementary businesses. Southern Company Gas manages its business through three reportable segments – gas distribution operations, gas pipeline investments, and gas marketing services, which includes SouthStar, a Marketer and provider of energy-related products and services to natural gas markets – and one non-reportable segment, all other. Prior to the sale of Sequent on July 1, 2021, Southern Company Gas' reportable segments also included wholesale gas services. See Notes 7, 15, and 16 to the financial statements for additional information.

Southern Company's other business activities include providing distributed energy and resilience solutions and deploying microgrids for commercial, industrial, governmental, and utility customers, as well as investments in telecommunications. Management continues to evaluate the contribution of each of these activities to total shareholder return and may pursue acquisitions, dispositions, and other strategic ventures or investments accordingly.

See FUTURE EARNINGS POTENTIAL herein for a discussion of many factors that could impact the Registrants' future results of operations, financial condition, and liquidity.

### Recent Developments

#### Alabama Power

On March 24, 2023, Alabama Power filed Rate CNP New Plant with the Alabama PSC to recover costs associated with the acquisition of the Central Alabama Generating Station. The filing reflected an annual increase in retail revenues of \$78 million, or 1.1%, effective with June 2023 billings. Through May 2023, Alabama Power recovered substantially all costs associated with the Central Alabama Generating Station through Rate RSE, offset by revenues from a power sales agreement. On May 24, 2023, the Central Alabama Generating Station was placed into retail service. On November 1, 2023, Alabama Power placed Plant Barry Unit 8 in service. On December 1, 2023, Alabama Power filed Rate CNP New Plant with the Alabama PSC to recover costs associated with Plant Barry Unit 8. The filing reflected an annual increase in retail revenues of \$91 million, or 1.4%, effective with January 2024 billings.

On June 14, 2023, the Alabama PSC issued an order approving modifications to Alabama Power's Renewable Generation Certificate. The modifications authorized Alabama Power to procure an additional 2,400 MWs of renewable capacity and energy by June 14, 2029 and to market the related energy and environmental attributes to customers and other third parties. The modifications also increased the size of allowable renewable projects from 80 MWs to 200 MWs and increased the annual approval limit from 160 MWs to 400 MWs.

On July 11, 2023, the Alabama PSC issued an order authorizing Alabama Power to expand the existing authority of its reliability reserve to include certain production-related expenses that are intended to maintain reliability in between scheduled generating unit maintenance outages.

On August 18, 2023, Alabama Power notified the Alabama PSC of its intent to use a portion of its reliability reserve balance in 2023. During the fourth quarter 2023, Alabama Power used \$75 million of the reliability reserve for reliability-related transmission, distribution, and generation expenses and nuclear production-related expenses. At December 31, 2023, Alabama Power accrued \$52 million to its reliability reserve.

## ***Management's Discussion and Analysis of Financial Condition and Results of Operations***

On October 3, 2023, the Alabama PSC issued an order modifying its December 2022 order related to excess federal accumulated deferred income taxes and authorizing Alabama Power to (i) flow back in 2023 approximately \$24 million of certain federal excess accumulated deferred income taxes resulting from the Tax Cuts and Jobs Act of 2017 and (ii) make available any remaining balance of excess accumulated deferred income taxes at the end of 2023 for the benefit of customers in 2024 and/or 2025. At December 31, 2023, the remaining balance was \$81 million, of which approximately \$67 million and \$14 million will flow back in 2024 and 2025, respectively, for the benefit of customers.

On November 9, 2023, the Alabama PSC approved a decrease to Rate ECR of approximately \$126 million annually, effective with December 2023 billings.

On December 1, 2023, Alabama Power submitted calculations to the Alabama PSC for Rate CNP Compliance for 2024, which resulted in an annual revenue decrease of approximately \$23 million, or 0.3%, effective with January 2024 billings.

For the year ended December 31, 2023, Alabama Power's weighted common equity return exceeded 6.15%, resulting in Alabama Power establishing a current regulatory liability of \$15 million for Rate RSE refunds, which will be refunded to customers through bill credits in April 2024.

See Note 2 to the financial statements under "Alabama Power" for additional information.

### ***Georgia Power***

#### ***Plant Vogtle Units 3 and 4 Construction and Start-Up Status***

Georgia Power placed Plant Vogtle Unit 3 in service on July 31, 2023 and continues construction on Plant Vogtle Unit 4 (each with electric generating capacity of approximately 1,100 MWs), in which it holds a 45.7% ownership interest. Georgia Power's share of the total project capital cost forecast to complete Plant Vogtle Units 3 and 4, including contingency, through the second quarter 2024 is \$10.8 billion.

Hot functional testing for Unit 4 was completed on May 1, 2023. On July 20, 2023, Southern Nuclear announced that all Unit 4 ITAACs had been submitted to the NRC, and, on July 28, 2023, the NRC published its 103(g) finding that the accepted criteria in the combined license for Unit 4 had been met, which allowed nuclear fuel to be loaded and start-up testing to begin. Fuel load for Unit 4 was completed on August 19, 2023. On October 6, 2023, Georgia Power announced that during start-up and pre-operational testing for Unit 4, Southern Nuclear identified a motor fault in one of four reactor coolant pumps (RCPs). This RCP was replaced with an on-site spare RCP from inventory.

On February 1, 2024, Georgia Power announced that during start-up and pre-operational testing for Unit 4, Southern Nuclear identified, and has remediated, vibrations associated with certain piping within the cooling system. Considering the remaining pre-operational testing, Unit 4 is projected to be placed in service during the second quarter 2024. On February 14, 2024, Unit 4 achieved self-sustaining nuclear fission, commonly referred to as initial criticality. The projected schedule for Unit 4 significantly depends on the progression of start-up and pre-operational testing, which may be impacted by equipment or other operational failures. In addition, any findings related to the root cause of the motor fault on the single Unit 4 RCP could require engineering changes or remediation related to the other seven Unit 3 and Unit 4 RCPs. Any further delays could result in a later in-service date and cost increases.

As of December 31, 2023, based on completion of construction work and the assessment of start-up and pre-operational testing remaining, Southern Nuclear has an estimated \$36 million for construction contingency remaining in the estimate to complete. This contingency is projected to be allocated in the future to address any further Unit 4 schedule extensions or remediation of other issues discovered during start-up testing.

In September 2022, Georgia Power and MEAG Power reached an agreement to resolve a dispute regarding the cost-sharing and tender provisions of the Global Amendments (as defined in Note 2 to the financial statements under "Georgia Power – Nuclear Construction – Joint Owner Contracts"). Under the terms of the agreement, among other items, (i) MEAG Power will not exercise its tender option and will retain its full ownership interest in Plant Vogtle Units 3 and 4; (ii) Georgia Power will reimburse a portion of MEAG Power's costs of construction for Plant Vogtle Units 3 and 4 as such costs are incurred and with no further adjustment for force majeure costs, which payments will total approximately \$92 million based on the current project capital cost forecast; and (iii) Georgia Power will reimburse 20% of MEAG Power's costs of construction with respect to any amounts over the current project capital cost forecast, with no further adjustment for force majeure costs.

On October 5, 2023 and October 17, 2023, Georgia Power reached agreements with OPC and Dalton, respectively, to resolve its respective dispute with each of OPC and Dalton regarding the cost-sharing and tender provisions of the Global Amendments. Under the terms of the agreements with OPC and Dalton, among other items, (i) each of OPC and Dalton retracted its exercise of the tender option and will retain its full ownership interest in Plant Vogtle Units 3 and 4, (ii) Georgia Power made payments immediately after execution of the agreements

## ***Management's Discussion and Analysis of Financial Condition and Results of Operations***

of \$308 million and \$17 million to OPC and Dalton, respectively, representing payment for a portion of each of OPC's and Dalton's costs of construction for Plant Vogtle Units 3 and 4 previously incurred, (iii) Georgia Power will pay a portion of each of OPC's and Dalton's further costs of construction for Plant Vogtle Units 3 and 4 as such costs are incurred and with no further adjustment for force majeure costs, which payments will be in an aggregate amount of approximately \$105 million and \$6 million for OPC and Dalton, respectively, based on the current project capital cost forecast, and (iv) Georgia Power will pay 66% of each of OPC's and Dalton's costs of construction with respect to any amounts above the current project capital cost forecast, with no further adjustment for force majeure costs.

Georgia Power recorded pre-tax charges to income through the fourth quarter 2022 of \$407 million (\$304 million after tax) associated with the cost-sharing provisions of the Global Amendments, including the settlement with MEAG Power. Based on the current project capital cost forecast and the settlements with OPC and Dalton described above, Georgia Power recorded a pre-tax charge to income of approximately \$160 million (\$120 million after tax) in the third quarter 2023. These charges are included in the total project capital cost forecast and will not be recovered from retail customers.

The ultimate impact of these matters on the construction schedule for Plant Vogtle Unit 4 and project capital cost forecast for Plant Vogtle Units 3 and 4 cannot be determined at this time. See Note 2 to the financial statements under "Georgia Power – Nuclear Construction" for additional information.

### ***Plant Vogtle Units 3 and 4 Rate and Prudency Proceedings***

In compliance with a Georgia PSC order approved in 2021, Georgia Power increased annual retail base rates by \$318 million effective August 1, 2023 based on the in-service date of July 31, 2023 for Unit 3.

On December 19, 2023, the Georgia PSC voted to approve the application to adjust rates to include reasonable and prudent Plant Vogtle Units 3 and 4 costs (Application) as modified by the related stipulated agreement (Prudency Stipulation) among Georgia Power, the staff of the Georgia PSC, and certain intervenors.

Under the terms of the approved Prudency Stipulation, Georgia Power will recover \$7.562 billion in total construction and capital costs and associated retail rate base items of \$1.02 billion, which includes AFUDC financing costs above \$4.418 billion (the Georgia PSC-certified amount) up to \$7.562 billion. Georgia Power will also recover projected operations and maintenance expenses, depreciation expense, nuclear decommissioning accruals, and property taxes, net of projected PTCs. After considering construction and capital costs already in retail base rates of \$2.1 billion and \$362 million of associated retail rate base items (approved by the Georgia PSC in 2021) and upon achieving commercial operation of Unit 4, Georgia Power will include in retail rate base the remaining \$5.462 billion of construction and capital costs as well as \$656 million of associated retail rate base items.

Under the Prudency Stipulation, if commercial operation for Unit 4 is not achieved by March 31, 2024, Georgia Power's ROE used to determine the NCCR tariff and calculate AFUDC will be reduced to zero, which will result in an estimated negative impact to earnings of approximately \$30 million per month until the month following the date commercial operation for Unit 4 is achieved. The ultimate outcome of this matter cannot be determined at this time.

Annual retail base revenues will increase approximately \$729 million and the average retail base rates will be adjusted by approximately 5% (net of the elimination of the NCCR tariff described above) effective the first day of the month after Unit 4 achieves commercial operation.

The approval of the Application and the Prudency Stipulation resolves all issues for determination by the Georgia PSC regarding the reasonableness, prudence, and cost recovery for the remaining Plant Vogtle Units 3 and 4 construction and capital costs not already in retail base rates.

As a result of the Georgia PSC's approval of the Prudency Stipulation, Georgia Power recorded a pre-tax credit to income of approximately \$228 million (\$170 million after tax) in the fourth quarter 2023 to recognize CWIP costs previously charged to income, which are now recoverable through retail rates. Associated AFUDC on these costs was also recognized.

See Note 2 to the financial statements under "Georgia Power – Nuclear Construction – Regulatory Matters" for additional information.

### ***Rate Plans***

On November 16, 2023, in accordance with the terms of the 2022 ARP, the Georgia PSC approved tariff adjustments effective January 1, 2024 that resulted in a net increase in rates of \$191 million.

Georgia Power expects to submit a compliance filing in the fourth quarter 2024 to request tariff adjustments approved pursuant to the 2022 ARP effective January 1, 2025. The ultimate outcome of this matter cannot be determined at this time.

See Note 2 to the financial statements under "Georgia Power – Rate Plans – 2022 ARP" for additional information.

## ***Management's Discussion and Analysis of Financial Condition and Results of Operations***

### ***Fuel Cost Recovery***

On May 16, 2023, the Georgia PSC approved a stipulation agreement between Georgia Power and the staff of the Georgia PSC to increase annual fuel billings by 54%, or approximately \$1.1 billion, effective June 1, 2023. The increase reflects a three-year recovery period for \$2.2 billion of Georgia Power's under recovered fuel balance at May 31, 2023. Changes in fuel rates have no significant effect on Southern Company's or Georgia Power's net income but do impact the related operating cash flows. See Note 2 to the financial statements under "Georgia Power – Fuel Cost Recovery" for additional information.

### ***Integrated Resource Plans***

On October 27, 2023, Georgia Power filed an updated IRP (2023 IRP Update) with the Georgia PSC, which sets forth a plan to support the recent increase in the state of Georgia's projected energy needs since the 2022 IRP. Georgia Power expects the Georgia PSC to render a final decision on the 2023 IRP Update on April 16, 2024. The ultimate outcome of this matter cannot be determined at this time. See Note 2 to the financial statements under "Georgia Power – Integrated Resource Plans" for additional information.

### ***Mississippi Power***

On October 27, 2023, the FERC approved a settlement agreement filed by Mississippi Power and Cooperative Energy on July 31, 2023 related to Mississippi Power's July 2022 request for a \$23 million increase in annual wholesale base revenues under the MRA tariff. The settlement agreement provides for a \$16 million increase in annual wholesale base revenues, effective September 14, 2022, and a refund to customers of approximately \$6 million primarily related to the difference between the approved rates and interim rates.

In October 2023, Mississippi Power signed an affiliate PPA with Georgia Power for 750 MWs of capacity, which began January 1, 2024 and will continue through December 2028. In order to fulfill this PPA and serve the interests of customers, Mississippi Power now expects electric generating units identified in its 2021 IRP to remain in service beyond the previously indicated dates. Mississippi Power is expected to file its next IRP in April 2024 in accordance with the rules and orders of the Mississippi PSC. The ultimate outcome of this matter cannot be determined at this time.

On February 6, 2024, the Mississippi PSC approved Mississippi Power's request to increase retail fuel revenues by \$18 million annually effective with the first billing cycle of March 2024.

On February 12, 2024, Mississippi Power submitted its annual ECO Plan filing to the Mississippi PSC, which requested a \$9 million annual increase in revenues. The ultimate outcome of this matter cannot be determined at this time.

See Note 2 to the financial statements under "Mississippi Power" for additional information.

### ***Southern Power***

On September 20, 2023, Southern Power acquired 100% of the membership interests in the 200-MW Millers Branch solar project located in Haskell County, Texas from EDF Renewables Development, Inc. and is continuing construction. The facility's output is contracted under a 20-year PPA and commercial operation is expected to occur in the fourth quarter 2025. The project includes an option to expand capacity up to an additional 300 MWs. Subsequent to December 31, 2023, Southern Power committed to expand the construction of the facility through a second phase adding up to 205 MWs, with commercial operation expected to occur in the second quarter 2026.

On September 22, 2023, Southern Power acquired 100% of the membership interests in the 150-MW South Cheyenne solar project located in Laramie County, Wyoming from Hanwha Q Cells USA Corp. and is continuing construction. The facility's output is contracted under a 20-year PPA and commercial operation is expected to occur in the second quarter 2024.

The ultimate outcome of these matters cannot be determined at this time.

Southern Power calculates an investment coverage ratio for its generating assets, including those owned with various partners, based on the ratio of investment under contract to total investment using the respective facilities' net book value (or expected in-service value for facilities under construction) as the investment amount. With the inclusion of investments associated with facilities under construction, as well as other capacity and energy contracts, Southern Power's average investment coverage ratio at December 31, 2023 was 97% through 2028 and 89% through 2033, with an average remaining contract duration of approximately 12 years.

See Note 15 to the financial statements under "Southern Power" for additional information.

## Management's Discussion and Analysis of Financial Condition and Results of Operations

### **Southern Company Gas**

On June 15, 2023, the Illinois Commission concluded its review of the Qualifying Infrastructure Plant (QIP) capital investments by Nicor Gas for calendar year 2019 under the QIP rider, also referred to as Investing in Illinois program. The Illinois Commission disallowed \$32 million of the \$415 million of capital investments commissioned in 2019, together with the related return on investment. Nicor Gas recorded a pre-tax charge to income in the second quarter 2023 of \$38 million (\$28 million after tax) associated with the disallowance of capital investments placed in service in 2019. The disallowance is reflected on the statement of income as an \$8 million reduction to revenues and \$30 million in estimated loss on regulatory disallowance. On August 3, 2023, the Illinois Commission denied a rehearing request filed by Nicor Gas. On August 24, 2023, Nicor Gas filed a notice of appeal with the Illinois Appellate Court. Nicor Gas defends these investments in infrastructure as prudently incurred.

On November 16, 2023, the Illinois Commission approved a \$223 million annual base rate increase for Nicor Gas, which became effective December 1, 2023. The base rate increase was based on a return on equity of 9.51% and an equity ratio of 50.00%.

In connection with Nicor Gas' general base rate case proceeding, the Illinois Commission disallowed \$126.8 million of capital investments that have been completed or planned to be completed through December 31, 2024. This includes \$31 million for capital investments placed in service in 2022 and 2023 under the Investing in Illinois program and \$95.9 million for other transmission and distribution capital investments. Nicor Gas recorded a pre-tax charge to income in the fourth quarter 2023 of \$58 million (\$44 million after tax) associated with the disallowances, with the remaining \$69 million related to prospective projects that will be postponed and/or reevaluated. The disallowance is reflected on the statement of income in estimated loss on regulatory disallowance. On January 3, 2024, the Illinois Commission denied a request by Nicor Gas for rehearing on the base rate case disallowances associated with capital investment, as well as on other issues determined in the Illinois Commission's November 16, 2023 base rate case decision. On February 6, 2024, Nicor Gas filed a notice of appeal with the Illinois Appellate Court related to the Illinois Commission's rate case ruling.

Any further cost disallowances by the Illinois Commission in the pending cases could be material to the financial statements of Southern Company Gas. The ultimate outcome of these matters cannot be determined at this time. See Note 2 to the financial statements under "Southern Company Gas – Infrastructure Replacement Programs and Capital Projects – Nicor Gas" for additional information.

On December 19, 2023, the Georgia PSC approved Atlanta Gas Light's annual GRAM filing, which resulted in an annual base rate increase of \$53 million effective January 1, 2024.

On February 1, 2024, Atlanta Gas Light filed its triennial Integrated Capacity and Delivery Plan (i-CDP) with the Georgia PSC, which included a series of ongoing and proposed pipeline safety, reliability, and growth programs for the next 10 years (2025 through 2034), as well as the required capital investments and related costs to implement the programs. The i-CDP reflected capital investments totaling approximately \$0.7 billion to \$1.0 billion annually. Atlanta Gas Light expects the Georgia PSC to issue a final order on this matter in the third quarter 2024. The ultimate outcome of this matter cannot be determined at this time.

On August 28, 2023, the Virginia Commission approved a stipulation agreement related to Virginia Natural Gas' August 2022 general base rate case filing, which allowed for a \$48 million increase in annual base rate revenues based on a ROE of 9.70% and an equity ratio of 49.06%. Interim rates became effective as of January 1, 2023, subject to refund, based on Virginia Natural Gas' original requested increase of approximately \$69 million. Refunds to customers related to the difference between the approved rates effective September 1, 2023 and the interim rates were completed during the fourth quarter 2023.

On February 9, 2024, Virginia Natural Gas filed with the Virginia Commission a request to extend the existing SAVE program through 2029. The request includes investments of \$70 million in each year from 2025 through 2029, with a potential variance of up to \$5 million allowed for the program, for a maximum total investment over the five-year extension (2025 through 2029) of \$355 million. Virginia Natural Gas expects the Virginia Commission to issue a final order on this matter in the second quarter 2024. The ultimate outcome of this matter cannot be determined at this time.

### **Key Performance Indicators**

In striving to achieve attractive risk-adjusted returns while providing cost-effective energy to approximately 8.9 million electric and gas utility customers collectively, the traditional electric operating companies and Southern Company Gas continue to focus on several key performance indicators. These indicators include, but are not limited to, customer satisfaction, plant availability, electric and natural gas system reliability, and execution of major construction projects. In addition, Southern Company and the Subsidiary Registrants focus on earnings per share (EPS) and net income, respectively, as a key performance indicator. See RESULTS OF OPERATIONS herein for information on the Registrants' financial performance.

## Management's Discussion and Analysis of Financial Condition and Results of Operations

The financial success of the traditional electric operating companies and Southern Company Gas is directly tied to customer satisfaction. Key elements of ensuring customer satisfaction include outstanding service, high reliability, and competitive prices. The traditional electric operating companies use customer satisfaction surveys to evaluate their results and generally target the top quartile of these surveys in measuring performance. Reliability indicators are also used to evaluate results. See Note 2 to the financial statements under "Alabama Power – Rate RSE" and "Mississippi Power – Performance Evaluation Plan" for additional information on Alabama Power's Rate RSE and Mississippi Power's PEP rate plan, respectively, both of which contain mechanisms that directly tie customer service indicators to the allowed equity return.

Southern Company Gas also continues to focus on several operating metrics, including Heating Degree Days, customer count, and volumes of natural gas sold. Southern Company Gas measures weather and the effect on its business using Heating Degree Days. Generally, increased Heating Degree Days result in higher demand for natural gas on Southern Company Gas' distribution system. See RESULTS OF OPERATIONS – "Southern Company Gas" for additional information on Southern Company Gas' operating metrics.

Southern Power continues to focus on several key performance indicators, including, but not limited to, the equivalent forced outage rate and contract availability to evaluate operating results and help ensure its ability to meet its contractual commitments to customers.

### RESULTS OF OPERATIONS

#### Southern Company

Consolidated net income attributable to Southern Company was \$4.0 billion in 2023, an increase of \$452 million, or 12.8%, from 2022. The increase was primarily due to lower non-fuel operations and maintenance costs, an increase in retail electric revenues associated with rates and pricing, a decrease in income tax expense, a decrease in after-tax charges related to the construction of Plant Vogtle Units 3 and 4, an increase in other revenues, an increase in natural gas revenues from rate increases and continued infrastructure replacement, and a goodwill impairment charge in 2022 at PowerSecure, partially offset by higher depreciation and amortization, higher interest expense, and a decrease in retail electric revenues associated with milder weather in 2023 compared to 2022. See Notes 1 and 2 to the financial statements under "Goodwill and Other Intangible Assets" and "Georgia Power – Nuclear Construction," respectively, for additional information.

Basic EPS was \$3.64 in 2023 and \$3.28 in 2022. Diluted EPS, which factors in additional shares related to stock-based compensation, was \$3.62 in 2023 and \$3.26 in 2022. EPS for 2023 and 2022 was negatively impacted by \$0.06 and \$0.04 per share, respectively, as a result of increases in the average shares outstanding. See Note 8 to the financial statements under "Outstanding Classes of Capital Stock – Southern Company" for additional information.

Dividends paid per share of common stock were \$2.78 in 2023 and \$2.70 in 2022. In January 2024, Southern Company declared a quarterly dividend of 70 cents per share. For 2023, the dividend payout ratio was 76% compared to 82% for 2022.

Discussion of Southern Company's results of operations is divided into three parts – the Southern Company system's primary business of electricity sales, its gas business, and its other business activities.

	2023	2022
	<i>(in millions)</i>	
Electricity business	\$3,994	\$3,672
Gas business	615	572
Other business activities	(633)	(720)
Net Income	\$3,976	\$3,524

## Management's Discussion and Analysis of Financial Condition and Results of Operations

### Electricity Business

Southern Company's electric utilities generate and sell electricity to retail and wholesale customers. A condensed statement of income for the electricity business follows:

	2023	Increase (Decrease) from 2022
	<i>(in millions)</i>	
Electric operating revenues	<b>\$19,998</b>	\$(2,875)
Fuel	<b>4,365</b>	(2,470)
Purchased power	<b>883</b>	(710)
Cost of other sales	<b>171</b>	57
Other operations and maintenance	<b>4,679</b>	(550)
Depreciation and amortization	<b>3,865</b>	836
Taxes other than income taxes	<b>1,159</b>	34
Estimated loss on Plant Vogtle Units 3 and 4	<b>(68)</b>	(251)
Total electric operating expenses	<b>15,054</b>	(3,054)
Operating income	<b>4,944</b>	179
Allowance for equity funds used during construction	<b>247</b>	37
Interest expense, net of amounts capitalized	<b>1,274</b>	207
Other income (expense), net	<b>533</b>	17
Income taxes	<b>583</b>	(265)
Net income	<b>3,867</b>	291
Less:		
Dividends on preferred stock of subsidiaries	—	(11)
Net loss attributable to noncontrolling interests	<b>(127)</b>	(20)
Net Income Attributable to Southern Company	<b>\$ 3,994</b>	\$ 322

### Electric Operating Revenues

Electric operating revenues for 2023 were \$20.0 billion, reflecting a \$2.9 billion, or 12.6%, decrease from 2022. Details of electric operating revenues were as follows:

	2023	2022
	<i>(in millions)</i>	
Retail electric — prior year	<b>\$ 18,197</b>	
Estimated change resulting from —		
Rates and pricing	<b>437</b>	
Sales decline	<b>(33)</b>	
Weather	<b>(229)</b>	
Fuel and other cost recovery	<b>(2,029)</b>	
Retail electric — current year	<b>\$ 16,343</b>	\$ 18,197
Wholesale electric revenues	<b>2,467</b>	3,641
Other electric revenues	<b>792</b>	747
Other revenues	<b>396</b>	288
Electric operating revenues	<b>\$ 19,998</b>	\$ 22,873

Retail electric revenues decreased \$1.9 billion, or 10.2%, in 2023 as compared to 2022. The significant factors driving this change are shown in the preceding table. The increase in rates and pricing in 2023 was primarily due to base tariff increases in accordance with Georgia Power's 2022 ARP, revenue reductions in 2022 resulting from Georgia Power's retail ROE exceeding the allowed retail ROE range, an increase in Rate CNP Compliance revenues at Alabama Power, and a lower Rate RSE customer refund accrual in 2023 compared to 2022 at Alabama Power, partially offset by lower contributions from commercial and industrial customers with variable demand-driven pricing and a decrease in the revenues recognized under the NCCR tariff, both at Georgia Power.

Electric rates for the traditional electric operating companies include provisions to adjust billings for fluctuations in fuel costs, including the energy component of purchased power costs. Under these provisions, fuel revenues generally equal fuel expenses, including the energy component of PPA costs, and do not affect net income. The traditional electric operating companies each have one or more regulatory mechanisms to recover other costs such as environmental and other compliance costs, storm damage, new plants, and PPA capacity costs.

## Management's Discussion and Analysis of Financial Condition and Results of Operations

See Note 2 to the financial statements under "Alabama Power" and "Georgia Power" for additional information. Also see "Energy Sales" herein for a discussion of changes in the volume of energy sold, including estimated changes related to sales and weather.

Wholesale electric revenues from power sales were as follows:

	2023	2022
	<i>(in millions)</i>	
Capacity and other	\$ 630	\$ 625
Energy	1,837	3,016
<b>Total</b>	<b>\$2,467</b>	<b>\$3,641</b>

In 2023, wholesale electric revenues decreased \$1.2 billion, or 32.2%, as compared to 2022 primarily due to a decrease in energy revenues. Energy revenues decreased \$884 million at Southern Power and \$295 million at the traditional electric operating companies primarily due to fuel and purchased power price decreases compared to 2022. Also contributing to the Southern Power decrease was a net decrease in the volume of KWHs sold primarily associated with natural gas PPAs.

Wholesale electric revenues consist of revenues from PPAs and short-term opportunity sales. Wholesale electric revenues from PPAs (other than solar and wind PPAs) have both capacity and energy components. Capacity revenues generally represent the greatest contribution to net income and are designed to provide recovery of fixed costs plus a return on investment. Energy revenues will vary depending on fuel prices, the market prices of wholesale energy compared to the Southern Company system's generation, demand for energy within the Southern Company system's electric service territory, and the availability of the Southern Company system's generation. Increases and decreases in energy revenues that are driven by fuel prices are accompanied by an increase or decrease in fuel costs and do not have a significant impact on net income. Energy sales from solar and wind PPAs do not have a capacity charge and customers either purchase the energy output of a dedicated renewable facility through an energy charge or through a fixed price related to the energy. As a result, the ability to recover fixed and variable operations and maintenance expenses is dependent upon the level of energy generated from these facilities, which can be impacted by weather conditions, equipment performance, transmission constraints, and other factors. Wholesale electric revenues at Mississippi Power include FERC-regulated MRA sales under cost-based tariffs as well as market-based sales. Short-term opportunity sales are made at market-based rates that generally provide a margin above the Southern Company system's variable cost to produce the energy.

### Other Electric Revenues

Other electric revenues increased \$45 million, or 6.0%, in 2023 as compared to 2022. The increase was primarily due to increases of \$23 million in outdoor lighting sales at Georgia Power, \$18 million resulting from receipts of liquidated damages associated with generation facility production guarantees and an arbitration award at Southern Power, \$17 million in realized gains associated with price stability products for retail customers on variable demand-driven pricing tariffs at Georgia Power, and \$17 million in retail solar program fees at Georgia Power, partially offset by decreases of \$25 million in cogeneration steam revenues associated with lower natural gas prices at Alabama Power and \$14 million in rent revenues primarily at Alabama Power.

### Energy Sales

Changes in revenues are influenced heavily by the change in the volume of energy sold from year to year. KWH sales for 2023 and the percent change from 2022 were as follows:

	2023		
	Total KWHs	Total KWH Percent Change	Weather-Adjusted Percent Change <sup>(*)</sup>
	<i>(in billions)</i>		
Residential	47.1	(5.1) %	(0.5) %
Commercial	48.3	0.1	1.3
Industrial	48.6	(1.9)	(1.9)
Other	0.5	(7.2)	(6.8)
Total retail	144.5	(2.3)	(0.4) %
Wholesale	51.0	(9.4)	
<b>Total energy sales</b>	<b>195.5</b>	<b>(4.3) %</b>	

(\*) Weather-adjusted KWH sales are estimated using statistical models of the historical relationship between temperatures and energy sales, and then removing the estimated effect of deviations from normal temperature conditions. Normal temperature conditions are defined as those experienced in the applicable service territory over a specified historical period. This metric is useful because it allows trends in historical operations to be evaluated apart from the influence of weather conditions. Management also considers this metric in developing long-term capital and financial plans.



## Management's Discussion and Analysis of Financial Condition and Results of Operations

Changes in retail energy sales are generally the result of changes in electricity usage by customers, weather, and the number of customers. Weather-adjusted retail energy sales decreased 587 million KWHs in 2023 as compared to 2022. Weather-adjusted residential KWH sales decreased 0.5% primarily due to decreased customer usage, partially offset by customer growth. Weather-adjusted commercial KWH sales increased 1.3% primarily due to increased customer usage and customer growth. Industrial KWH sales decreased 1.9% primarily due to decreases in the chemicals, forest products, and textiles sectors.

See "Electric Operating Revenues" above for a discussion of significant changes in wholesale revenues related to changes in price and KWH sales.

### Other Revenues

Other revenues increased \$108 million, or 37.5%, in 2023 as compared to 2022. The increase was primarily due to increases of \$54 million in power delivery construction and maintenance projects at Georgia Power, \$34 million in unregulated sales of products and services at Alabama Power, and \$25 million associated with energy conservation projects at Georgia Power.

### Fuel and Purchased Power Expenses

The mix of fuel sources for the generation of electricity is determined primarily by demand, the unit cost of fuel consumed, and the availability of generating units. Additionally, the electric utilities purchase a portion of their electricity needs from the wholesale market.

Details of the Southern Company system's generation and purchased power were as follows:

	2023	2022
Total generation (in billions of KWHs) <sup>(a)(b)</sup>	184	186
Total purchased power (in billions of KWHs)	18	25
Sources of generation (percent) <sup>(a)</sup> —		
Gas	54	51
Nuclear <sup>(b)</sup>	18	16
Coal	17	22
Hydro	3	3
Wind, Solar, and Other	8	8
Cost of fuel, generated (in cents per net KWH) —		
Gas <sup>(a)</sup>	2.77	5.29
Nuclear <sup>(b)</sup>	0.76	0.72
Coal	4.33	3.67
Average cost of fuel, generated (in cents per net KWH) <sup>(a)(b)</sup>	2.68	4.05
Average cost of purchased power (in cents per net KWH) <sup>(c)</sup>	5.17	7.66

(a) Excludes Central Alabama Generating Station KWHs and associated cost of fuel through July 12, 2022 as its fuel was previously provided by the purchaser under a power sales agreement. See Note 15 to the financial statements under "Alabama Power" for additional information.

(b) Excludes KWHs generated from test period energy at Plant Vogtle Unit 3 prior to its in-service date. The related fuel costs are charged to CWIP in accordance with FERC guidance. See Note 2 to the financial statements under "Georgia Power – Nuclear Construction" for additional information on Plant Vogtle Units 3 and 4.

(c) Average cost of purchased power includes fuel purchased by the Southern Company system for tolling agreements where power is generated by the provider.

In 2023, total fuel and purchased power expenses were \$5.2 billion, a decrease of \$3.2 billion, or 37.7%, as compared to 2022.

The decrease was primarily the result of a \$2.7 billion decrease in the average cost of fuel generated and purchased and a \$513 million net decrease in the volume of KWHs generated and purchased.

Fuel and purchased power energy transactions at the traditional electric operating companies are generally offset by fuel revenues and do not have a significant impact on net income. See Note 2 to the financial statements for additional information. Fuel expenses incurred under Southern Power's PPAs are generally the responsibility of the counterparties and do not significantly impact net income.

### Fuel

In 2023, fuel expense was \$4.4 billion, a decrease of \$2.5 billion, or 36.1%, as compared to 2022. The decrease was primarily due to a 47.6% decrease in the average cost of natural gas per KWH generated and a 22.5% decrease in the volume of KWHs generated by coal, partially offset by an 18.2% decrease in the volume of KWHs generated by hydro, an 18.0% increase in the average cost of coal per KWH generated, a 10.8% increase in the volume of KWHs generated by nuclear, and a 6.9% increase in the volume of KWHs generated by natural gas.

## *Management's Discussion and Analysis of Financial Condition and Results of Operations*

### **Purchased Power**

In 2023, purchased power expense was \$883 million, a decrease of \$710 million, or 44.6%, as compared to 2022. The decrease was primarily due to a 32.5% decrease in the average cost per KWH purchased primarily due to lower natural gas prices and a 27.5% decrease in the volume of KWHs purchased.

Energy purchases will vary depending on demand for energy within the Southern Company system's electric service territory, the market prices of wholesale energy as compared to the cost of the Southern Company system's generation, and the availability of the Southern Company system's generation.

### ***Cost of Other Sales***

Cost of other sales increased \$57 million, or 50.0%, in 2023 as compared to 2022. The increase was primarily due to increases of \$40 million from unregulated power delivery construction and maintenance projects at Georgia Power and \$20 million in expenses related to unregulated products and services at Alabama Power.

### ***Other Operations and Maintenance Expenses***

Other operations and maintenance expenses decreased \$550 million, or 10.5%, in 2023 as compared to 2022. The decrease reflects a decrease of \$189 million associated with the reliability reserve accruals and reliability-related expenditures incurred at Alabama Power. Excluding this decrease, there were decreases of \$223 million in transmission and distribution expenses primarily related to line maintenance, \$182 million in storm damage recovery as authorized in Georgia Power's 2022 ARP, \$91 million in generation non-outage maintenance expenses and planned outages, and \$50 million in employee compensation and benefit expenses, partially offset by an \$86 million increase in technology infrastructure and application production costs and a \$73 million increase in generation environmental projects primarily at Georgia Power. See Note 1 to the financial statements under "Storm Damage and Reliability Reserves" for additional information.

### ***Depreciation and Amortization***

Depreciation and amortization increased \$836 million, or 27.6%, in 2023 as compared to 2022. The increase was primarily due to increases of \$541 million and \$190 million resulting from higher depreciation rates at Alabama Power and Georgia Power, respectively, and \$79 million from additional plant in service. See Note 2 to the financial statements under "Alabama Power – Rate CNP Depreciation" for additional information.

### ***Taxes Other Than Income Taxes***

Taxes other than income taxes increased \$34 million, or 3.0%, in 2023 as compared to 2022. The increase was primarily due to increases of \$62 million in property taxes primarily at Georgia Power resulting from an increase in the assessed value of property and \$14 million in utility license taxes at Alabama Power, partially offset by a decrease of \$40 million in municipal franchise fees resulting from lower retail revenues at Georgia Power.

### ***Estimated Loss on Plant Vogtle Units 3 and 4***

Georgia Power recorded pre-tax charges (credits) to income for the estimated probable loss on Plant Vogtle Units 3 and 4 totaling \$(68) million and \$183 million in 2023 and 2022, respectively. The charges (credits) to income in each year were recorded to reflect Georgia Power's revisions to the total project capital cost forecast to complete construction and start-up of Plant Vogtle Units 3 and 4 and the related cost recovery. See Note 2 to the financial statements under "Georgia Power – Nuclear Construction" for additional information.

### ***Allowance for Equity Funds Used During Construction***

Allowance for equity funds used during construction increased \$37 million, or 17.6%, in 2023 as compared to 2022. The increase was primarily associated with an increase in capital expenditures subject to AFUDC at Georgia Power and an increase in capital expenditures related to hydro production and Plant Barry Unit 8 construction at Alabama Power. See Note 2 to the financial statements under "Alabama Power – Rate CNP New Plant" for additional information.

### ***Interest Expense, Net of Amounts Capitalized***

Interest expense, net of amounts capitalized increased \$207 million, or 19.4%, in 2023 as compared to 2022. The increase reflects approximately \$120 million related to higher interest rates and \$96 million related to higher average outstanding borrowings. See Note 8 to the financial statements for additional information.

### ***Other Income (Expense), Net***

Other income (expense), net increased \$17 million, or 3.3%, in 2023 as compared to 2022 primarily due to a \$48 million decrease in charitable donations primarily at Georgia Power, a \$15 million increase in interest income, and a \$14 million decrease in non-operating

## Management's Discussion and Analysis of Financial Condition and Results of Operations

benefit-related expenses at Alabama Power, partially offset by a \$42 million decrease in non-service cost-related retirement benefits income and a \$13 million decrease in customer charges related to contributions in aid of construction at Georgia Power. See Note 11 to the financial statements for additional information.

### Income Taxes

Income taxes decreased \$265 million, or 31.3%, in 2023 as compared to 2022. The decrease was primarily due to a \$252 million increase in the flowback of certain excess deferred income taxes at Alabama Power, an \$85 million decrease in charges to a valuation allowance on certain state tax credit carryforwards at Georgia Power, generation of \$35 million of advanced nuclear PTCs at Georgia Power, and a \$32 million adjustment in 2022 related to a prior year state tax credit carryforward at Georgia Power, partially offset by a \$145 million decrease in the flowback of certain excess deferred income taxes at Georgia Power that ended in 2022. See Note 10 to the financial statements for additional information.

### Net Loss Attributable to Noncontrolling Interests

Substantially all noncontrolling interests relate to renewable projects at Southern Power. Net loss attributable to noncontrolling interests increased \$20 million, or 18.7%, in 2023 as compared to 2022. The increased loss was primarily due to \$25 million in higher HLBV loss allocations to Southern Power's wind tax equity partners and \$5 million in lower income allocations to Southern Power's equity partners, partially offset by \$10 million in lower HLBV loss allocations to Southern Power's battery energy storage partners.

### Gas Business

Southern Company Gas distributes natural gas through utilities in four states and is involved in several other complementary businesses including gas pipeline investments and gas marketing services.

A condensed statement of income for the gas business follows:

	2023	Increase (Decrease) from 2022
	<i>(in millions)</i>	
Operating revenues	<b>\$4,702</b>	\$(1,260)
Cost of natural gas	<b>1,644</b>	(1,360)
Other operations and maintenance	<b>1,194</b>	18
Depreciation and amortization	<b>582</b>	23
Taxes other than income taxes	<b>262</b>	(20)
Impairment charges	<b>—</b>	(131)
Estimated loss on regulatory disallowance	<b>88</b>	88
Gain on dispositions, net	<b>(7)</b>	(3)
Total operating expenses	<b>3,763</b>	(1,385)
Operating income	<b>939</b>	125
Earnings from equity method investments	<b>140</b>	(8)
Interest expense, net of amounts capitalized	<b>310</b>	47
Other income (expense), net	<b>57</b>	4
Income taxes	<b>211</b>	31
Net income	<b>\$ 615</b>	\$ 43

During the period from November through March when natural gas usage and operating revenues are generally higher (Heating Season), more customers are connected to Southern Company Gas' distribution systems and natural gas usage is higher in periods of colder weather. Southern Company Gas' base operating expenses, excluding cost of natural gas, bad debt expense, and certain incentive compensation costs, are incurred relatively equally over any given year. Thus, operating results can vary significantly from quarter to quarter as a result of seasonality. For 2023, the percentage of operating revenues and net income generated during the Heating Season (January through March and November through December) were 67% and 73%, respectively. For 2022, the percentage of operating revenues and net income generated during the Heating Season were 67% and 66%, respectively.

## Management's Discussion and Analysis of Financial Condition and Results of Operations

### Operating Revenues

Operating revenues in 2023 were \$4.7 billion, reflecting a \$1.3 billion, or 21.1%, decrease compared to 2022. Details of operating revenues were as follows:

	<b>2023</b>
	<i>(in millions)</i>
Operating revenues – prior year	<b>\$ 5,962</b>
Estimated change resulting from –	
Infrastructure replacement programs and base rate changes	<b>194</b>
Gas costs and other cost recovery	<b>(1,323)</b>
Gas marketing services	<b>(93)</b>
Other	<b>(38)</b>
Operating revenues – current year	<b>\$ 4,702</b>

Revenues from infrastructure replacement programs and base rate changes increased in 2023 primarily due to rate increases at the natural gas distribution utilities and continued investment in infrastructure replacement, partially offset by lower volumes sold and regulatory disallowances at Nicor Gas. See Note 2 to the financial statements under "Southern Company Gas" for additional information.

Revenues associated with gas costs and other cost recovery decreased in 2023 primarily due to lower natural gas cost recovery associated with lower natural gas prices, the timing of natural gas purchases, and the recovery of those costs from customers. The natural gas distribution utilities have weather or revenue normalization mechanisms that mitigate revenue fluctuations from customer consumption changes. Natural gas distribution rates include provisions to adjust billings for fluctuations in natural gas costs. Therefore, gas costs recovered through natural gas revenues generally equal the amount expensed in cost of natural gas and do not affect net income from the natural gas distribution utilities. See "Cost of Natural Gas" herein for additional information.

Revenues from gas marketing services decreased in 2023 primarily due to lower natural gas prices and the timing of unrealized hedge losses.

Southern Company Gas hedged its exposure to warmer-than-normal weather in Illinois for gas distribution operations and in Illinois and Georgia for gas marketing services. The remaining impacts of weather on earnings were immaterial.

### Cost of Natural Gas

Excluding Atlanta Gas Light, which does not sell natural gas to end-use customers, the natural gas distribution utilities rates include provisions to adjust billings for fluctuations in natural gas costs. Therefore, gas costs recovered through natural gas revenues generally equal the amount expensed in cost of natural gas and do not affect net income from the natural gas distribution utilities. See Note 2 to the financial statements under "Southern Company Gas – Natural Gas Cost Recovery" for additional information. Cost of natural gas at the natural gas distribution utilities represented 83.5% of the total cost of natural gas for 2023.

Gas marketing services customers are charged for actual and estimated natural gas consumed. Cost of natural gas includes the cost of fuel and associated transportation costs, lost and unaccounted for gas, and gains and losses associated with certain derivatives.

Cost of natural gas was \$1.6 billion, a decrease of \$1.4 billion, or 45.3%, in 2023 compared to 2022, which reflects lower gas cost recovery in 2023 as a result of a 58.8% decrease in natural gas prices compared to 2022.

### Other Operations and Maintenance Expenses

Other operations and maintenance expenses increased \$18 million, or 1.5%, in 2023 compared to 2022. The increase was primarily due to increases of \$70 million in compensation and benefits and \$20 million related to energy service contracts, partially offset by a decrease of \$60 million in expenses passed through to customers primarily related to bad debt and energy efficiency programs at the natural gas distribution utilities. See Note 2 to the financial statements under "Southern Company Gas" for additional information.

### Depreciation and Amortization

Depreciation and amortization increased \$23 million, or 4.1%, in 2023 compared to 2022. The increase was primarily due to continued infrastructure investments at the natural gas distribution utilities. See Note 2 to the financial statements under "Southern Company Gas – Infrastructure Replacement Programs and Capital Projects" for additional information.

### Taxes Other Than Income Taxes

Taxes other than income taxes decreased \$20 million, or 7.1%, in 2023 compared to 2022. The decrease was primarily due to a \$29 million decrease in revenue taxes, partially offset by increases in payroll and property taxes.

## Management's Discussion and Analysis of Financial Condition and Results of Operations

### Impairment Charges

In 2022, Southern Company Gas recorded pre-tax impairment charges totaling approximately \$131 million (\$99 million after tax) as a result of an agreement to sell two natural gas storage facilities. See Note 15 to the financial statements under "Southern Company Gas" for additional information.

### Estimated Loss on Regulatory Disallowance

In 2023, Southern Company Gas recorded pre-tax charges related to the disallowance of certain capital investments at Nicor Gas, \$88 million of which was recorded in estimated loss on regulatory disallowance. See Note 2 under "Southern Company Gas – Infrastructure Replacement Programs and Capital Projects – Nicor Gas" for additional information.

### Interest Expense, Net of Amounts Capitalized

Interest expense, net of amounts capitalized increased \$47 million, or 17.9%, in 2023 compared to 2022. The increase reflects approximately \$43 million related to higher interest rates and \$8 million related to higher average outstanding borrowings. See Note 8 to the financial statements for additional information.

### Income Taxes

Income taxes increased \$31 million, or 17.2%, in 2023 compared to 2022. The increase was primarily due to \$33 million of tax benefit in 2022 related to the impairment charges associated with the sale of two natural gas storage facilities and higher taxes related to increased earnings, partially offset by approximately \$24 million related to the regulatory disallowances at Nicor Gas. See Notes 2 and 15 to the financial statements under "Southern Company Gas" and Note 10 to the financial statements for additional information.

### Other Business Activities

Southern Company's other business activities primarily include the parent company (which does not allocate operating expenses to business units); PowerSecure, which provides distributed energy and resilience solutions and deploys microgrids for commercial, industrial, governmental, and utility customers; Southern Holdings, which invests in various projects; and Southern Linc, which provides digital wireless communications for use by the Southern Company system and also markets these services to the public and provides fiber optics services within the Southeast.

A condensed statement of operations for Southern Company's other business activities follows:

	2023	Increase (Decrease) from 2022
	<i>(in millions)</i>	
Operating revenues	\$ 554	\$ 110
Cost of other sales	355	87
Other operations and maintenance	175	(26)
Depreciation and amortization	77	2
Taxes other than income taxes	4	—
Impairment charges	—	(119)
Gain on dispositions, net	—	14
Total operating expenses	611	(42)
Operating income (loss)	(57)	152
Earnings from equity method investments	5	2
Interest expense	863	171
Other income (expense), net	(16)	39
Income taxes (benefit)	(298)	(65)
Net loss	\$ (633)	\$ 87

### Operating Revenues

Operating revenues for these other business activities increased \$110 million, or 24.8%, in 2023 as compared to 2022 primarily due to increases of \$92 million related to distributed infrastructure projects at PowerSecure and \$24 million primarily related to sales associated with commercial customers at Southern Linc.

### Cost of Other Sales

Cost of other sales for these other business activities increased \$87 million, or 32.5%, in 2023 as compared to 2022 primarily due to increases of \$58 million related to distributed infrastructure projects at PowerSecure and \$23 million primarily related to sales associated with commercial customers at Southern Linc.

## ***Management's Discussion and Analysis of Financial Condition and Results of Operations***

### ***Other Operations and Maintenance***

Other operations and maintenance expenses for these other business activities decreased \$26 million, or 12.9%, in 2023 as compared to 2022 primarily due to a decrease at the parent company related to cost containment efforts and lower director compensation expenses.

### ***Impairment Charges***

In 2022, a goodwill impairment charge of \$119 million was recorded at PowerSecure. See Note 1 to the financial statements under "Goodwill and Other Intangible Assets" for additional information.

### ***Gain on Dispositions, Net***

In 2022, a \$14 million gain was recorded at the parent company as a result of the early termination of the transition services agreement related to the 2019 sale of Gulf Power.

### ***Interest Expense***

Interest expense for these other business activities increased \$171 million, or 24.7%, in 2023 as compared to 2022. The increase primarily results from parent company financing activities and includes approximately \$112 million related to higher interest rates and \$73 million related to higher average outstanding borrowings. See Note 8 to the financial statements for additional information.

### ***Other Income (Expense), Net***

Other income (expense), net for these other business activities increased \$39 million, or 70.9%, in 2023 as compared to 2022 primarily due to a \$29 million decrease in charitable donations and a \$12 million increase in interest income, both primarily at the parent company. See Note 15 to the financial statements under "Southern Company" for additional information.

### ***Income Taxes (Benefit)***

The income tax benefit for these other business activities increased \$65 million, or 27.9%, in 2023 as compared to 2022. The increase was primarily due to a \$35 million tax benefit in 2023 related to a reversal of an uncertain tax position associated with the 2019 sale of Gulf Power and higher pre-tax losses, both at the parent company.

## **FUTURE EARNINGS POTENTIAL**

### **General**

Prices for electric service provided by the traditional electric operating companies and natural gas distribution service provided by the natural gas distribution utilities to retail customers are set by state PSCs or other applicable state regulatory agencies under cost-based regulatory principles. Retail rates and earnings are reviewed through various regulatory mechanisms and/or processes and may be adjusted periodically within certain limitations. Effectively operating pursuant to these regulatory mechanisms and/or processes and appropriately balancing required costs and capital expenditures with customer prices will continue to challenge the traditional electric operating companies and natural gas distribution utilities for the foreseeable future. Prices for wholesale electricity sales, interconnecting transmission lines, and the exchange of electric power are regulated by the FERC. Southern Power continues to focus on long-term PPAs. See ACCOUNTING POLICIES – "Application of Critical Accounting Policies and Estimates – Utility Regulation" herein and Note 2 to the financial statements for additional information about regulatory matters.

Each Registrant's results of operations are not necessarily indicative of its future earnings potential. The level of the Registrants' future earnings depends on numerous factors that affect the opportunities, challenges, and risks of the Registrants' primary businesses of selling electricity and/or distributing natural gas, as described further herein.

For the traditional electric operating companies, these factors include the ability to maintain constructive regulatory environments that allow for the timely recovery of prudently-incurred costs during a time of increasing costs, including those related to projected long-term demand growth, stringent environmental standards, including CCR rules, safety, system reliability and resiliency, fuel, restoration following major storms, and capital expenditures, including constructing new electric generating plants and expanding and improving the transmission and distribution systems; continued customer growth; and the trends of higher inflation and reduced electricity usage per customer, especially in residential and commercial markets. For Georgia Power, other major factors are completing construction and start-up of Plant Vogtle Unit 4 and meeting the related cost and schedule projections.

Earnings in the electricity business will also depend upon maintaining and growing sales, considering, among other things, the adoption and/or penetration rates of increasingly energy-efficient technologies and increasing volumes of electronic commerce transactions, which could contribute to a net reduction in customer usage.

## *Management's Discussion and Analysis of Financial Condition and Results of Operations*

Global and U.S. economic conditions continue to be affected by higher-than-expected inflation that arose from the COVID-19 pandemic and associated policy responses of governments and central banks. In response to elevated inflation levels, the U.S. Federal Reserve raised interest rates faster than any rate increase cycle in the last 40 years. The actions by the U.S. Federal Reserve have helped to slow the rate of inflation and curtail economic activity. Although target levels of inflation have yet to be achieved, the U.S. Federal Reserve has indicated its current intention to pause future rate increases and evaluate rate cuts in the near term. The shifting economic policy variables and weakening of historic relationships among economic activity, prices, and employment have increased the uncertainty of future levels of economic activity, which will directly impact future energy demand and operating costs. Weakening economic activity increases the risk of slowing or declining energy sales. See RESULTS OF OPERATIONS herein for information on energy sales in the Southern Company system's service territory during 2023.

The level of future earnings for Southern Power's competitive wholesale electric business depends on numerous factors including the parameters of the wholesale market and the efficient operation of its wholesale generating assets; Southern Power's ability to execute its growth strategy through the development, construction, or acquisition of renewable facilities and other energy projects while containing costs; regulatory matters; customer creditworthiness; total electric generating capacity available in Southern Power's market areas; Southern Power's ability to successfully remarket capacity as current contracts expire; renewable portfolio standards; continued availability of federal and state ITCs and PTCs, which could be impacted by future tax legislation; transmission constraints; cost of generation from units within the Southern Company power pool; and operational limitations. See "Income Tax Matters" herein for information regarding the IRA's expansion of the availability of federal ITCs and PTCs. Also see Notes 10 and 15 to the financial statements for additional information.

The level of future earnings for Southern Company Gas' primary business of distributing natural gas and its complementary businesses in the gas pipeline investments and gas marketing services sectors depends on numerous factors. These factors include the natural gas distribution utilities' ability to maintain constructive regulatory environments that allow for the timely recovery of prudently-incurred costs, including those related to projected long-term demand growth, safety, system reliability and resiliency, natural gas, and capital expenditures, including expanding and improving the natural gas distribution systems; the completion and subsequent operation of ongoing infrastructure and other construction projects; customer creditworthiness; and certain policies to limit the use of natural gas, such as the potential in Illinois and across certain other parts of the U.S. for state or municipal bans on the use of natural gas or policies designed to promote electrification. The volatility of natural gas prices has an impact on Southern Company Gas' customer rates, its long-term competitive position against other energy sources, and the ability of Southern Company Gas' gas marketing services business to capture value from locational and seasonal spreads. Additionally, changes in commodity prices, primarily driven by tight gas supplies, geopolitical events, and diminished gas production, subject a portion of Southern Company Gas' operations to earnings variability and may result in higher natural gas prices. Additional economic factors may contribute to this environment. The demand for natural gas may increase, which may cause natural gas prices to rise and drive higher volatility in the natural gas markets on a longer-term basis. Alternatively, a significant drop in oil and natural gas prices could lead to a consolidation of natural gas producers or reduced levels of natural gas production.

Earnings for both the electricity and natural gas businesses are subject to a variety of other factors. These factors include weather; competition; developing new and maintaining existing energy contracts and associated load requirements with wholesale customers; customer energy conservation practices; the use of alternative energy sources by customers; government incentives to reduce overall energy usage; fuel, labor, and material prices in an environment of heightened inflation and material and labor supply chain disruptions; and the price elasticity of demand. Demand for electricity and natural gas in the Registrants' service territories is primarily driven by the pace of economic growth or decline that may be affected by changes in regional and global economic conditions, which may impact future earnings.

Mississippi Power provides service under long-term contracts with rural electric cooperative associations and a municipality located in southeastern Mississippi under requirements cost-based electric tariffs which are subject to regulation by the FERC. The contracts with these wholesale customers represented 14.0% of Mississippi Power's total operating revenues in 2023.

As part of its ongoing effort to adapt to changing market conditions, Southern Company continues to evaluate and consider a wide array of potential business strategies. These strategies may include business combinations, partnerships, and acquisitions involving other utility or non-utility businesses or properties, disposition of, or the sale of interests in, certain assets or businesses, internal restructuring, or some combination thereof. Furthermore, Southern Company may engage in new business ventures that arise from competitive and regulatory changes in the utility industry. Pursuit of any of the above strategies, or any combination thereof, may significantly affect the business operations, risks, and financial condition of Southern Company. In addition, Southern Power and Southern Company Gas regularly consider and evaluate joint development arrangements as well as acquisitions and dispositions of businesses and assets as part of their business strategies. See Note 15 to the financial statements for additional information.

## Management's Discussion and Analysis of Financial Condition and Results of Operations

### Environmental Matters

The Southern Company system's operations are regulated by state and federal environmental agencies through a variety of laws and regulations governing air, water, land, avian and other wildlife and habitat protection, and other natural resources. The Southern Company system maintains comprehensive environmental compliance and GHG strategies to assess both current and upcoming requirements and compliance costs associated with these environmental laws and regulations. New or revised environmental laws and regulations could further affect many areas of operations for the Subsidiary Registrants. The costs required to comply with environmental laws and regulations and to achieve stated goals, including capital expenditures, operations and maintenance costs, and costs reflected in ARO liabilities, may impact future electric generating unit retirement and replacement decisions (which are generally subject to approval from the traditional electric operating companies' respective state PSCs), results of operations, cash flows, and/or financial condition. Related costs may result from the installation of additional environmental controls, closure and monitoring of CCR facilities, unit retirements, or changing fuel sources for certain existing units, as well as related upgrades to the Southern Company system's transmission and distribution (electric and natural gas) systems. A major portion of these costs is expected to be recovered through retail and wholesale rates, including existing ratemaking and billing provisions. The ultimate impact of environmental laws and regulations and the GHG goals discussed herein cannot be determined at this time and will depend on various factors, such as state adoption and implementation of requirements, the availability and cost of any deployed technology, fuel prices, the outcome of pending and/or future legal challenges and regulatory matters, and the ability to continue recovering the related costs, through rates for the traditional electric operating companies and the natural gas distribution utilities and/or through long-term wholesale agreements for the traditional electric operating companies and Southern Power.

Alabama Power and Mississippi Power recover environmental compliance costs through separate mechanisms, Rate CNP Compliance and the ECO Plan, respectively. Georgia Power's base rates include an ECCR tariff that allows for the recovery of environmental compliance costs. The natural gas distribution utilities of Southern Company Gas generally recover environmental remediation expenditures through rate mechanisms approved by their applicable state regulatory agencies. See Notes 2 and 3 to the financial statements for additional information.

Southern Power's PPAs generally contain provisions that permit charging the counterparty for some of the new costs incurred as a result of changes in environmental laws and regulations. Since Southern Power's units are generally newer natural gas and renewable generating facilities, costs associated with environmental compliance for these facilities have been less significant than for similarly situated coal or older natural gas generating facilities. Environmental, natural resource, and land use concerns, including the applicability of air quality limitations, the potential presence of wetlands or threatened and endangered species, the availability of water withdrawal rights, uncertainties regarding impacts such as increased light or noise, and concerns about potential adverse health impacts can, however, increase the cost of siting and/or operating any type of existing or future facility. The impact of such laws, regulations, and other considerations on Southern Power and subsequent recovery through PPA provisions cannot be determined at this time.

Further, increased costs that are recovered through regulated rates could contribute to reduced demand for electricity and natural gas, which could negatively affect results of operations, cash flows, and/or financial condition. Additionally, many commercial and industrial customers may also be affected by existing and future environmental requirements, which may have the potential to affect their demand for electricity and natural gas.

Although the timing, requirements, and estimated costs could change as environmental laws and regulations are adopted or modified, as compliance plans are revised or updated, and as legal challenges to rules are initiated or completed, estimated capital expenditures through 2028 based on the current environmental compliance strategy for the Southern Company system and the traditional electric operating companies are as follows:

	2024	2025	2026	2027	2028	Total
	<i>(in millions)</i>					
Southern Company	\$150	\$141	\$112	\$92	\$30	\$525
Alabama Power	45	47	40	35	19	186
Georgia Power	92	80	60	32	10	274
Mississippi Power	13	13	12	26	1	65

These estimates do not include compliance costs associated with potential regulation of GHG emissions or the proposed ELG Supplemental Rule. See "Environmental Laws and Regulations – Greenhouse Gases" and " – Water Quality" herein for additional information.

The Southern Company system also anticipates substantial expenditures associated with ash pond closure and groundwater monitoring under the CCR Rule and related state rules, which are reflected in the applicable Registrants' ARO liabilities. See FINANCIAL CONDITION AND LIQUIDITY – "Cash Requirements" herein and Note 6 to the financial statements for additional information.



## *Management's Discussion and Analysis of Financial Condition and Results of Operations*

### **Environmental Laws and Regulations**

#### **Air Quality**

Since 1990, the Southern Company system reduced SO<sub>2</sub> and NO<sub>x</sub> air emissions by 99% and 92%, respectively, through 2022. Since 2005, the Southern Company system reduced mercury air emissions by 97% through 2022.

On February 13, 2023, the EPA published a final rule disapproving 19 state implementation plans (SIPs), including the States of Alabama and Mississippi, under the interstate transport (good neighbor) provisions of the Clean Air Act for the 2015 Ozone National Ambient Air Quality Standards (NAAQS). On March 14, 2023 and March 15, 2023, the State of Mississippi and Mississippi Power, respectively, challenged the EPA's disapproval of the Mississippi SIP in the U.S. Court of Appeals for the Fifth Circuit. On June 8, 2023, the U.S. Court of Appeals for the Fifth Circuit stayed the EPA's disapproval of the Mississippi SIP, pending appeal. On April 13, 2023 and April 14, 2023, the State of Alabama, Alabama Power, and PowerSouth Energy Cooperative challenged the EPA's disapproval of the Alabama SIP in the U.S. Court of Appeals for the Eleventh Circuit. On August 17, 2023, the U.S. Court of Appeals for the Eleventh Circuit stayed the EPA's disapproval of the Alabama SIP, pending appeal.

On June 5, 2023, the EPA published the 2015 Ozone NAAQS Good Neighbor federal implementation plan (FIP), which requires reductions in NO<sub>x</sub> emissions from sources in 23 states, including Alabama and Mississippi, to assure those states satisfy their Clean Air Act good neighbor obligations for the 2015 Ozone NAAQS. Georgia and North Carolina have approved interstate transport SIPs addressing the 2015 Ozone NAAQS and are not subject to this rule. On June 16, 2023 and June 27, 2023, the State of Mississippi and Mississippi Power, respectively, challenged the FIP for Mississippi in the U.S. Court of Appeals for the Fifth Circuit. On August 4, 2023, the State of Alabama, Alabama Power, and PowerSouth Energy Cooperative challenged the FIP for Alabama in the U.S. Court of Appeals for the Eleventh Circuit. Both cases are being held in abeyance pending resolution of the Mississippi SIP disapproval and Alabama SIP disapproval cases, respectively.

In July and September 2023, the EPA published an Interim Final Rule and an updated Interim Final Rule that stays the implementation of the FIPs for states with judicially stayed SIP disapprovals, including Mississippi and Alabama, respectively. The Interim Final Rule revises the existing regulations to maintain currently applicable trading programs for those states.

The ultimate impact of the rule and associated legal matters cannot be determined at this time; however, implementation of the FIPs will likely result in increased compliance costs for the traditional electric operating companies.

#### **Water Quality**

In 2020, the EPA published the final steam electric ELG reconsideration rule (ELG Reconsideration Rule), a reconsideration of the 2015 ELG rule's limits on bottom ash transport water and flue gas desulfurization wastewater that extended the latest applicability date for both discharges to December 31, 2025. The ELG Reconsideration Rule also updated the voluntary incentive program and provided new subcategories for low utilization electric generating units and electric generating units that will permanently cease coal combustion by 2028. On March 29, 2023, the EPA published a proposed ELG Supplemental Rule revising certain effluent limits of the 2020 and 2015 ELG rules. The proposal imposes more stringent requirements for flue gas desulfurization wastewater, bottom ash transport water, and combustion residual leachate to be met no later than December 31, 2029. The EPA is also proposing that a limited number of facilities already achieving compliance with the 2020 ELG Reconsideration Rule be allowed to elect retirement or repowering by December 31, 2032 as opposed to meeting the new more stringent requirements. The proposal maintains the 2020 ELG Reconsideration Rule's permanent cessation of coal combustion subcategory allowing units to continue to operate until the end of 2028 without having to install additional technologies. The proposal also maintains the Voluntary Incentive Program (VIP) subcategory, which allows units to comply with VIP limits by December 31, 2028. A final rule is anticipated in 2024. The ultimate impact of this proposal cannot be determined at this time; however, it may result in significant compliance costs.

As required by the ELG Reconsideration Rule, in 2021, Alabama Power and Georgia Power each submitted initial notices of planned participation (NOPP) for applicable units seeking to qualify for these cessation of coal combustion or VIP subcategories that require compliance by December 31, 2028.

Alabama Power submitted its NOPP to the Alabama Department of Environmental Management (ADEM) indicating plans to retire Plant Barry Unit 5 (700 MWs) and to cease using coal and begin operating solely on natural gas at Plant Barry Unit 4 (350 MWs) and Plant Gaston Unit 5 (880 MWs). Alabama Power, as agent for SEGCO, indicated plans to retire Plant Gaston Units 1 through 4 (1,000 MWs). However, Alabama Power, in conjunction with Georgia Power, is evaluating extending the operation of Plant Gaston Units 1 through 4 beyond the indicated retirement date. The NOPP submittals are subject to the review of the ADEM. Plant Barry Unit 4 ceased using coal and began to operate solely on natural gas in December 2022. See Notes 2 and 7 to the financial statements under "Georgia Power – Integrated Resource Plans" and "SEGCO," respectively, for additional information.

## ***Management's Discussion and Analysis of Financial Condition and Results of Operations***

The remaining assets for which Alabama Power has indicated retirement, due to early closure or repowering of the unit to natural gas, have net book values totaling approximately \$1.2 billion (excluding capitalized asset retirement costs which are recovered through Rate CNP Compliance) at December 31, 2023. Based on an Alabama PSC order, Alabama Power is authorized to establish a regulatory asset to record the unrecovered investment costs, including the plant asset balance and the site removal and closure costs, associated with unit retirements caused by environmental regulations (Environmental Accounting Order). Under the Environmental Accounting Order, the regulatory asset would be amortized and recovered over an affected unit's remaining useful life, as established prior to the decision regarding early retirement, through Rate CNP Compliance. See Note 2 to the financial statements under "Alabama Power – Rate CNP Compliance" and " – Environmental Accounting Order" for additional information.

Georgia Power submitted its NOPP to the Georgia Environmental Protection Division (EPD) indicating plans to retire Plant Wansley Units 1 and 2 (926 MWs based on 53.5% ownership), which occurred in August 2022, Plant Bowen Units 1 and 2 (1,400 MWs), and Plant Scherer Unit 3 (614 MWs based on 75% ownership) on or before the compliance date of December 31, 2028. Georgia Power also submitted a NOPP indicating plans to pursue compliance with the ELG Reconsideration Rule for Plant Scherer Units 1 and 2 (137 MWs based on 8.4% ownership) through the voluntary incentive program by no later than December 31, 2028. Georgia Power intends to comply with the ELG Rules for Plant Bowen Units 3 and 4 through the generally applicable requirements by December 31, 2025; therefore, no NOPP submission was required for these units. The NOPP submittals and generally applicable requirements are subject to the review of the Georgia EPD and decisions related to retirement or continued operation of units are subject to Georgia PSC approval. See Note 2 to the financial statements under "Georgia Power – Integrated Resource Plans" for additional information.

### ***Coal Combustion Residuals***

In 2015, the EPA finalized non-hazardous solid waste regulations for the management and disposal of CCR, including coal ash and gypsum, in landfills and surface impoundments (ash ponds) at active electric generating power plants. The CCR Rule requires landfills and ash ponds to be evaluated against a set of performance criteria and potentially closed if certain criteria are not met. Closure of existing landfills and ash ponds requires installation of equipment and infrastructure to manage CCR in accordance with the CCR Rule. In addition to the federal CCR Rule, the States of Alabama and Georgia finalized state regulations regarding the management and disposal of CCR within their respective states. In 2019, the State of Georgia received partial approval from the EPA for its state CCR permitting program, which has broader applicability than the federal rule. The State of Mississippi has not developed a state CCR permit program.

On August 14, 2023, the EPA published a proposal to deny the ADEM's CCR permit program application. Alabama Power's permits to close its CCR facilities remain valid under state law. In the absence of an EPA-approved state permit program, CCR facilities in Alabama will remain subject to both the federal and state CCR rules.

The Holistic Approach to Closure: Part A rule, finalized in 2020, revised the deadline to stop sending CCR and non-CCR wastes to unlined surface impoundments to April 11, 2021 and established a process for the EPA to approve extensions to the deadline. The traditional electric operating companies stopped sending CCR and non-CCR wastes to their unlined impoundments prior to April 11, 2021 and, therefore, did not submit requests for extensions. Beginning in January 2022, the EPA issued numerous Part A determinations that state its current positions on a variety of CCR Rule compliance requirements, such as criteria for groundwater corrective action and CCR unit closure. The traditional electric operating companies are working with state regulatory agencies to determine whether the EPA's current positions may impact closure and groundwater monitoring plans.

In April 2022, the Utilities Solid Waste Activities Group and a group of generating facility operators filed petitions for review in the U.S. Court of Appeals for the D.C. Circuit challenging whether the EPA's January 2022 actions establish new legislative rules that should have gone through notice-and-comment rulemaking. A decision by the court is expected in 2024. The ultimate impacts of the EPA's current positions are subject to the outcome of the pending litigation and any potential future rulemaking and cannot be determined at this time.

On May 18, 2023, the EPA published a proposed rule to establish two new categories of federally regulated CCR, legacy surface impoundments and CCR management units (CCRMUs). The proposal establishes accelerated compliance deadlines for legacy surface impoundments to meet regulatory requirements, including a requirement to initiate closure within 12 months after the effective date of the final rule. The EPA is also proposing a definition for CCRMUs. The EPA's proposal would also require facility evaluations to be completed at both active facilities and inactive facilities with one or more legacy surface impoundment to determine the presence or absence of CCRMUs. CCRMUs must comply with the CCR Rule's provisions for groundwater monitoring, corrective action, closure, and post-closure activities. On November 14, 2023, the EPA published a Notice of Data Availability supplementing the proposed rule, which sought comment on new data and a supplemental risk assessment that could be used to support final rulemaking. A final rule is anticipated in 2024. The ultimate impact of this proposal cannot be determined at this time; however, it may result in significant compliance costs.

Based on requirements for closure and monitoring of landfills and ash ponds pursuant to the CCR Rule and applicable state rules, the traditional electric operating companies have periodically updated, and expect to continue periodically updating, their related cost estimates and ARO liabilities for each CCR unit as additional information related to closure methodologies, schedules, and/or costs becomes

## Management’s Discussion and Analysis of Financial Condition and Results of Operations

available. Some of these updates have been, and future updates may be, material. Additionally, the closure designs and plans in the States of Alabama and Georgia are subject to approval by environmental regulatory agencies. Absent continued recovery of ARO costs through regulated rates, results of operations, cash flows, and financial condition for Southern Company and the traditional electric operating companies could be materially impacted. See FINANCIAL CONDITION AND LIQUIDITY – “Cash Requirements,” Notes 2 and 3 to the financial statements under “Georgia Power – Rate Plans” and “General Litigation Matters – Alabama Power,” respectively, and Note 6 to the financial statements for additional information.

### Greenhouse Gases

On May 23, 2023, the EPA published proposed GHG standards and state plan guidelines for fossil fuel-fired power plants, which would require GHG limits for subcategories of both new and existing units based on technologies such as carbon capture and sequestration, low-GHG hydrogen co-firing, and natural gas co-firing. The proposed standards for new combustion turbines include subcategories for different operational uses including peaking, intermediate, and base load. Compliance with new source standards, once finalized, begins when the unit comes online. The proposed state plan guidelines for existing units include subcategories based on unit type, retirement date, size, and capacity factor. The EPA is proposing a 24-month state plan submission deadline for the existing unit implementation and may allow states to implement some limited form of trading and averaging for the state plans. Existing source compliance is proposed to begin as early as January 1, 2030, depending on the unit type and subcategory. The EPA also proposes to simultaneously repeal the Affordable Clean Energy rule. On November 17, 2023, the EPA published a final rule updating the regulations governing the processes and timelines for state and federal plans to implement existing source GHG performance standards. While this rule establishes the general requirements and timelines for states to follow in implementing the EPA’s emissions guidelines, the pending final rule for GHG emissions from fossil fuel-fired power plants is expected to include schedules and other implementation requirements that will supersede these general provisions. On November 20, 2023, the EPA published a Supplemental Notice of Proposed Rulemaking for the pending rules for fossil fuel-fired power plants requesting additional input on how the EPA should address reliability concerns in the final rules. A final rule is anticipated in 2024. The ultimate impact of this proposal cannot be determined at this time; however, it may result in significant compliance costs.

In 2021, the United States officially rejoined the Paris Agreement. The Paris Agreement establishes a non-binding universal framework for addressing GHG emissions based on nationally determined emissions reduction contributions and sets in place a process for tracking progress towards the goals every five years. In 2021, President Biden announced a new target for the United States to achieve a 50% to 52% reduction in economy-wide GHG emissions from 2005 levels by 2030. The target was accepted by the United Nations as the United States’ nationally determined emissions reduction contribution under the Paris Agreement.

Additional GHG policies, including legislation, may emerge in the future requiring the United States to accelerate its transition to a lower GHG emitting economy; however, associated impacts are currently unknown. The Southern Company system has transitioned from an electric generating mix of 70% coal and 15% natural gas in 2007 to a mix of 17% coal and 54% natural gas in 2023. This transition has been supported in part by the Southern Company system retiring over 6,700 MWs of coal-fired generating capacity since 2010 and converting 3,700 MWs of generating capacity from coal to natural gas since 2015. In addition, the Southern Company system’s capacity mix consists of over 11,600 MWs of renewable and storage facilities through ownership and long-term PPAs. See “Environmental Laws and Regulations – Water Quality” herein for information on plans to retire or convert to natural gas additional coal-fired generating capacity. In addition, Southern Company Gas has replaced over 6,000 miles of pipe material that was more prone to fugitive emissions (unprotected steel and cast-iron pipe), resulting in mitigation of more than 3.3 million metric tons of CO<sub>2</sub> equivalents from its natural gas distribution system since 1998.

The following table provides the Registrants’ 2022 and preliminary 2023 Scope 1 GHG emissions based on equity share of facilities:

	<b>2022</b>	<b>Preliminary 2023</b>
	<i>(in million metric tons of CO<sub>2</sub> equivalent)</i>	
Southern Company <sup>(*)</sup>	85	80
Alabama Power <sup>(*)</sup>	35	28
Georgia Power	23	24
Mississippi Power	9	9
Southern Power	13	13
Southern Company Gas <sup>(*)</sup>	2	2

(\*) Includes GHG emissions attributable to disposed assets through the date of the applicable disposition and to acquired assets beginning with the date of the applicable acquisition. See Note 15 to the financial statements for additional information.

## ***Management's Discussion and Analysis of Financial Condition and Results of Operations***

Southern Company system management has established an intermediate goal of a 50% reduction in GHG emissions from 2007 levels by 2030 and a long-term goal of net zero GHG emissions by 2050. Based on the preliminary 2023 emissions, the Southern Company system has achieved an estimated GHG emission reduction of 49% since 2007. GHG emissions decreased in 2023 when compared to 2022 as coal generation was displaced by lower carbon generation, including from Plant Vogtle Unit 3, as discussed further under RESULTS OF OPERATIONS – “Southern Company – Electricity Business” herein. Southern Company system management expects to achieve GHG reductions of greater than 50% as early as 2025, five years earlier than the established interim goal, and remain close to 50% through the late 2020s, followed thereafter by continued reductions. While none of Southern Company's subsidiaries are currently subject to renewable portfolio standards or similar requirements, management of the traditional electric operating companies is working with applicable regulators through their IRP processes to continue the generating fleet transition in a manner responsible to customers, communities, employees, and other stakeholders. Achievement of these goals is dependent on many factors, including natural gas prices and the pace and extent of development and deployment of low- to no-GHG energy technologies and negative carbon concepts. Southern Company system management plans to continue to pursue a diverse portfolio including low-carbon and carbon-free resources and energy efficiency resources; continue to transition the Southern Company system's generating fleet and make the necessary related investments in transmission and distribution systems; implement initiatives to reduce natural gas distribution operational emissions; continue its research and development with a particular focus on technologies that lower GHG emissions, including methods of removing carbon from the atmosphere; and constructively engage with policymakers, regulators, investors, customers, and other stakeholders to support outcomes leading to a net zero future.

### ***Environmental Remediation***

The Southern Company system must comply with environmental laws and regulations governing the handling and disposal of waste and releases of hazardous substances. Under these various laws and regulations, the Southern Company system could incur substantial costs to clean up affected sites. The traditional electric operating companies and Southern Company Gas conduct studies to determine the extent of any required cleanup and have recognized the estimated costs to clean up known impacted sites in their financial statements. Amounts for cleanup and ongoing monitoring costs were not material for any year presented. The traditional electric operating companies and the natural gas distribution utilities in Illinois and Georgia (which represent substantially all of Southern Company Gas' accrued remediation costs) have all received authority from their respective state PSCs or other applicable state regulatory agencies to recover approved environmental remediation costs through regulatory mechanisms. These regulatory mechanisms are adjusted annually or as necessary within limits approved by the state PSCs or other applicable state regulatory agencies. The traditional electric operating companies and Southern Company Gas may be liable for some or all required cleanup costs for additional sites that may require environmental remediation. See Note 3 to the financial statements under “Environmental Remediation” for additional information.

### ***Regulatory Matters***

See OVERVIEW – “Recent Developments” herein and Note 2 to the financial statements for a discussion of regulatory matters related to Alabama Power, Georgia Power, Mississippi Power, and Southern Company Gas, including items that could impact the applicable Registrants' future earnings, cash flows, and/or financial condition.

### ***Alabama Power***

On July 14, 2023, Alabama Power issued a request for proposals of between 100 MWs and 1,200 MWs of capacity beginning no later than December 1, 2028, with consideration for commencement as early as 2025. Any purchases will depend upon the cost competitiveness of the respective offers, as well as other options available to Alabama Power, and would ultimately require approval by the Alabama PSC. The ultimate outcome of this matter cannot be determined at this time.

### ***Construction Programs***

The Subsidiary Registrants are engaged in continuous construction programs to accommodate existing and estimated future loads on their respective systems. The Southern Company system strategy continues to include developing and constructing new electric generating facilities, expanding and improving the electric transmission and electric and natural gas distribution systems, and undertaking projects to comply with environmental laws and regulations.

For the traditional electric operating companies, major generation construction projects are subject to state PSC approval in order to be included in retail rates. The largest construction project currently underway in the Southern Company system is Plant Vogtle Unit 4. See Note 2 to the financial statements under “Georgia Power – Nuclear Construction” for additional information. Also see Note 2 to the financial statements under “Georgia Power – Integrated Resource Plans” for information regarding Georgia Power's request with the Georgia PSC to develop, own, and operate three simple cycle combustion turbines at Plant Yates.

## ***Management's Discussion and Analysis of Financial Condition and Results of Operations***

See Note 15 to the financial statements under "Southern Power" for information relating to Southern Power's construction of renewable energy facilities.

Southern Company Gas is engaged in various infrastructure improvement programs designed to update or expand the natural gas distribution systems of the natural gas distribution utilities to improve reliability and resiliency, reduce emissions, and meet operational flexibility and growth. The natural gas distribution utilities recover their investment and a return associated with these infrastructure programs through their regulated rates. See Note 2 to the financial statements under "Southern Company Gas – Infrastructure Replacement Programs and Capital Projects" for additional information on Southern Company Gas' construction program.

See FINANCIAL CONDITION AND LIQUIDITY – "Cash Requirements" herein for additional information regarding the Registrants' capital requirements for their construction programs, including estimated totals for each of the next five years.

### **Southern Power's Power Sales Agreements**

#### ***General***

Southern Power has PPAs with some of the traditional electric operating companies, other investor-owned utilities, IPPs, municipalities, and other load-serving entities, as well as commercial and industrial customers. The PPAs are expected to provide Southern Power with a stable source of revenue during their respective terms.

Many of Southern Power's PPAs have provisions that require Southern Power or the counterparty to post collateral or an acceptable substitute guarantee if (i) S&P or Moody's downgrades the credit ratings of the respective company to an unacceptable credit rating, (ii) the counterparty is not rated, or (iii) the counterparty fails to maintain a minimum coverage ratio. See FINANCIAL CONDITION AND LIQUIDITY – "Credit Rating Risk" herein for additional information.

Southern Power works to maintain and expand its share of the wholesale market. During 2023, Southern Power continued to be successful in remarketing up to 438 MWs of annual natural gas generation capacity to load-serving entities through several PPAs extending over the next 16 years. Market demand is being driven by load-serving entities replacing expired purchase contracts and/or retired generation, as well as planning for future growth.

#### ***Natural Gas***

Southern Power's electricity sales from natural gas facilities are primarily through long-term PPAs that consist of two types of agreements. The first type, referred to as a unit or block sale, is a customer purchase from a dedicated generating unit where all or a portion of the generation from that unit is reserved for that customer. Southern Power typically has the ability to serve the unit or block sale customer from an alternate resource. The second type, referred to as requirements service, provides that Southern Power serve the customer's capacity and energy requirements from a combination of the customer's own generating units and from Southern Power resources not dedicated to serve unit or block sales. Southern Power has rights to purchase power provided by the requirements customers' resources when economically viable.

As a general matter, substantially all of the PPAs provide that the purchasers are responsible for either procuring the fuel (tolling agreements) or reimbursing Southern Power for substantially all of the cost of fuel or purchased power relating to the energy delivered under such PPAs. To the extent a particular generating facility does not meet the operational requirements contemplated in the PPAs, Southern Power may be responsible for excess fuel costs. With respect to fuel transportation risk, most of Southern Power's PPAs provide that the counterparties are responsible for the availability of fuel transportation to the particular generating facility.

Capacity charges that form part of the PPA payments are designed to recover fixed and variable operation and maintenance costs based on dollars-per-kilowatt year. In general, to reduce Southern Power's exposure to certain operation and maintenance costs, Southern Power has LTSAs. See Note 1 to the financial statements under "Long-Term Service Agreements" for additional information.

#### ***Solar and Wind***

Southern Power's electricity sales from solar and wind generating facilities are also primarily through long-term PPAs; however, these PPAs do not have a capacity charge and customers either purchase the energy output of a dedicated renewable facility through an energy charge or provide Southern Power a certain fixed price for the electricity sold to the grid. As a result, Southern Power's ability to recover fixed and variable operations and maintenance expenses is dependent upon the level of energy generated from these facilities, which can be impacted by weather conditions, equipment performance, transmission constraints, and other factors. Generally, under the renewable generation PPAs, the purchasing party retains the right to keep or resell the associated renewable energy credits.

## *Management's Discussion and Analysis of Financial Condition and Results of Operations*

### **Income Tax Matters**

#### ***Consolidated Income Taxes***

The impact of certain tax events at Southern Company and/or its other subsidiaries can, and does, affect each Registrant's ability to utilize certain tax credits. See "Tax Credits" and ACCOUNTING POLICIES – "Application of Critical Accounting Policies and Estimates – Accounting for Income Taxes" herein and Note 10 to the financial statements for additional information.

#### ***Tax Credits***

Southern Company has received ITCs and PTCs in connection with investments in solar, wind, fuel cell, advanced nuclear, and battery energy storage facilities (co-located with existing solar facilities) primarily at Southern Power and Georgia Power.

Southern Power's ITCs relate to its investment in new solar facilities and battery energy storage facilities (co-located with existing solar facilities) that are acquired or constructed and its PTCs relate to the first 10 years of energy production from its wind facilities, which have had, and may continue to have, a material impact on Southern Power's cash flows and net income. At December 31, 2023, Southern Company and Southern Power had approximately \$0.8 billion and \$0.5 billion, respectively, of unutilized federal ITCs and PTCs, which are currently expected to be fully utilized by 2029, but could be further delayed. Since 2018, Southern Power has been utilizing tax equity partnerships for wind, solar, and battery energy storage projects, where the tax equity partner takes significantly all of the respective federal tax benefits. These tax equity partnerships are consolidated in Southern Company's and Southern Power's financial statements using the HLBV methodology to allocate partnership gains and losses.

In the third quarter 2023, Georgia Power started generating advanced nuclear PTCs for Plant Vogtle Unit 3 beginning on the in-service date of July 31, 2023. PTCs are recognized as an income tax benefit based on KWH production. In addition, pursuant to the Global Amendments to the Vogtle Joint Ownership Agreements (as defined in Note 2 to the financial statements under "Georgia Power – Nuclear Construction – Joint Owner Contracts"), Georgia Power is purchasing advanced nuclear PTCs for Plant Vogtle Unit 3 from the other Vogtle Owners. The gain recognized on the purchase of the joint owner PTCs is recognized as an income tax benefit. See Note 2 to the financial statements under "Georgia Power – Nuclear Construction" for additional information regarding Plant Vogtle Units 3 and 4.

See Note 1 to the financial statements under "General" for additional information on the HLBV methodology and Note 1 to the financial statements under "Income Taxes" and Note 10 to the financial statements under "Deferred Tax Assets and Liabilities – Tax Credit Carryforwards" and "Effective Tax Rate" for additional information regarding utilization and amortization of credits and the tax benefit related to associated basis differences.

#### ***Inflation Reduction Act***

In August 2022, the IRA was signed into law. The IRA extends, expands, and increases ITCs and PTCs for clean energy projects, allows PTCs for solar projects, adds ITCs for stand-alone energy storage projects with an option to elect out of the tax normalization requirement, and allows for the transferability of the tax credits. The IRA extends and increases the tax credits for carbon capture and sequestration projects and adds tax credits for clean hydrogen and nuclear projects. Additional ITC and PTC amounts are available if the projects meet domestic content requirements or are located in low-income or energy communities. The IRA also enacted a 15% corporate minimum tax on book income, with material adjustments for pension costs and tax depreciation. The 15% corporate minimum tax on book income can be reduced by energy tax credits.

For solar projects placed in service in 2022 through 2032, the IRA provides for a 30% ITC and an option to claim a PTC instead of an ITC. Starting in 2023 and through 2032, the IRA provides for a 30% ITC for stand-alone energy storage projects. For wind projects placed in service in 2022 through 2032, the IRA provides for a 100% PTC, adjusted for inflation annually. For projects placed in service before 2022, the 2023 PTC rate is 2.8 cents per KWH. For projects placed in service in 2022 and later, the 2023 PTC rate is 2.75 cents per KWH. The same PTC rate applies for solar projects for which the PTC option has been elected. To realize the full value of ITCs and PTCs, the IRA requires satisfaction of prevailing wage and apprenticeship requirements.

In June 2023, the IRS issued temporary regulations related to the transferability of tax credits. During the fourth quarter 2023, Southern Power executed an agreement to transfer certain PTCs generated in 2023. The discount recognized was booked through income tax expense and was immaterial. Southern Company and certain subsidiaries are considering the sale of additional tax credits that are eligible to be transferred.

Implementation of the IRA provisions is subject to the issuance of additional guidance by the U.S. Treasury Department and the IRS. The Registrants are still evaluating the impacts and the ultimate outcome of this matter cannot be determined at this time.

## *Management's Discussion and Analysis of Financial Condition and Results of Operations*

### **Natural Gas Safe Harbor Method**

In April 2023, the IRS issued Revenue Procedure 2023-15, which provides a safe harbor tax method of accounting that taxpayers may use to determine whether certain expenditures to maintain, repair, replace, or improve natural gas transmission and distribution property must be capitalized or allowed as repair deductions. The revenue procedure allows multiple alternatives for implementation which will result in a tax accounting method change for Southern Company Gas' eligible expenditures. Due to the complexity of analysis needed and the various implementation options allowed under the revenue procedure, Southern Company and Southern Company Gas are still evaluating the impacts and the ultimate outcome of this matter cannot be determined at this time. See Note 10 to the financial statements under "Deferred Tax Assets and Liabilities – Tax Credit Carryforwards" for additional information.

### **General Litigation and Other Matters**

The Registrants are involved in various matters being litigated and/or regulatory and other matters that could affect future earnings, cash flows, and/or financial condition. The ultimate outcome of such pending or potential litigation against each Registrant and any subsidiaries or regulatory and other matters cannot be determined at this time; however, for current proceedings and/or matters not specifically reported herein or in Notes 2 and 3 to the financial statements, management does not anticipate that the ultimate liabilities, if any, arising from such current proceedings and/or matters would have a material effect on such Registrant's financial statements. See Notes 2 and 3 to the financial statements for a discussion of various contingencies, including matters being litigated, regulatory matters, and other matters which may affect future earnings potential.

## **ACCOUNTING POLICIES**

### **Application of Critical Accounting Policies and Estimates**

The Registrants prepare their financial statements in accordance with GAAP, which requires the use of estimates, judgments, and assumptions. Significant accounting policies are described in the notes to the financial statements. Detailed further herein are certain estimates made in the application of these policies that may have a material impact on the results of operations, financial condition, and related disclosures of the applicable Registrants (as indicated in the section descriptions herein). Different assumptions and measurements could produce estimates that are significantly different from those recorded in the financial statements. Senior management has reviewed and discussed these critical accounting policies and estimates with the Audit Committee of Southern Company's Board of Directors. The following critical accounting policies and estimates include only those that are applicable to Southern Company.

### **Utility Regulation (Southern Company, Alabama Power, Georgia Power, Mississippi Power, and Southern Company Gas)**

The traditional electric operating companies and the natural gas distribution utilities are subject to retail regulation by their respective state PSCs or other applicable state regulatory agencies and wholesale regulation by the FERC. These regulatory agencies set the rates the traditional electric operating companies and the natural gas distribution utilities are permitted to charge customers based on allowable costs, including a reasonable ROE. As a result, the traditional electric operating companies and the natural gas distribution utilities apply accounting standards which require the financial statements to reflect the effects of rate regulation. Through the ratemaking process, the regulators may require the inclusion of costs or revenues in periods different than when they would be recognized by a non-regulated company. This treatment may result in the deferral of expenses and the recording of related regulatory assets based on anticipated future recovery through rates or the deferral of gains or creation of liabilities and the recording of related regulatory liabilities. The application of the accounting standards for rate regulated entities also impacts their financial statements as a result of the estimates of allowable costs used in the ratemaking process. These estimates may differ from those actually incurred by the traditional electric operating companies and the natural gas distribution utilities; therefore, the accounting estimates inherent in specific costs such as depreciation, AROs, and pension and other postretirement benefits have less of a direct impact on the results of operations and financial condition of the applicable Registrants than they would on a non-regulated company. Additionally, a regulatory agency may disallow recovery of all or a portion of certain assets. See Note 2 to the financial statements under "Southern Company Gas – Infrastructure Replacement Programs and Capital Projects – Nicor Gas" for information regarding the disallowance of certain capital investments at Nicor Gas and "Estimated Cost, Schedule, and Rate Recovery for the Construction of Plant Vogtle Units 3 and 4" herein for information regarding the Prudence Stipulation related to Georgia Power's construction of Plant Vogtle Units 3 and 4.

Revenues related to regulated utility operations as a percentage of total operating revenues in 2023 for the applicable Registrants were as follows: 89% for Southern Company, 98% for Alabama Power, 96% for Georgia Power, 99% for Mississippi Power, and 87% for Southern Company Gas.

As reflected in Note 2 to the financial statements, significant regulatory assets and liabilities have been recorded. Management reviews the ultimate recoverability of these regulatory assets and any requirement to refund these regulatory liabilities based on applicable regulatory guidelines and GAAP. However, adverse legislative, judicial, or regulatory actions could materially impact the amounts of such regulatory assets and liabilities and could adversely impact the financial statements of the applicable Registrants.

## Management's Discussion and Analysis of Financial Condition and Results of Operations

### **Estimated Cost, Schedule, and Rate Recovery for the Construction of Plant Vogtle Units 3 and 4 (Southern Company and Georgia Power)**

In 2016, the Georgia PSC approved a settlement agreement (Vogtle Cost Settlement Agreement) resolving certain prudency matters in connection with Georgia Power's fifteenth VCM report. In January 2018, the Georgia PSC issued an order approving Georgia Power's seventeenth VCM report, which included a modification of the Vogtle Cost Settlement Agreement. The January 2018 order and the modified Vogtle Cost Settlement Agreement resolved certain regulatory matters related to Plant Vogtle Units 3 and 4 including, but not limited to: (i) Georgia Power's total project capital cost forecast of \$7.3 billion (net of \$1.7 billion received under the Guarantee Settlement Agreement and approximately \$188 million in related customer refunds) was found reasonable and (ii) a prudence proceeding on cost recovery would occur subsequent to achieving fuel load for Unit 4. On December 19, 2023, the Georgia PSC voted to approve Georgia Power's Application as modified by the Prudency Stipulation. Under the terms of the approved Prudency Stipulation, Georgia Power will recover \$7.562 billion in total construction and capital costs and associated retail rate base items of \$1.02 billion, which includes AFUDC financing costs above \$4.418 billion (the Georgia PSC-certified amount) up to \$7.562 billion. The approval of the Application and the Prudency Stipulation resolves all issues for determination by the Georgia PSC regarding the reasonableness, prudence, and cost recovery for the remaining Plant Vogtle Units 3 and 4 construction and capital costs not already in retail base rates.

As of December 31, 2023, Georgia Power revised its total project capital cost forecast to \$10.8 billion (net of \$1.7 billion received under the Guarantee Settlement Agreement and approximately \$188 million in related customer refunds). This forecast includes construction contingency of \$36 million and is based on the actual in-service date of July 2023 for Unit 3 and a projected in-service date during the second quarter 2024 for Unit 4. Since 2018, established construction contingency and additional costs totaling \$2.7 billion have been assigned to the base capital cost forecast. Georgia Power did not seek rate recovery for the \$0.7 billion increase to the base capital cost forecast included in the nineteenth VCM report and charged to income by Georgia Power in the second quarter 2018 and, until the prudency proceeding described above, did not seek rate recovery for subsequent construction and additional contingency costs assigned to the base capital cost forecast. After considering the significant level of uncertainty that existed regarding the future recoverability of these costs since the ultimate outcome of these matters was subject to the outcome of assessments by management, as well as Georgia PSC decisions in the related regulatory proceedings, Georgia Power recorded total pre-tax charges to income of \$1.1 billion (\$0.8 billion after tax) in 2018; \$149 million (\$111 million after tax) and \$176 million (\$131 million after tax) in the second quarter and the fourth quarter 2020, respectively; \$48 million (\$36 million after tax), \$460 million (\$343 million after tax), \$264 million (\$197 million after tax), and \$480 million (\$358 million after tax) in the first quarter 2021, the second quarter 2021, the third quarter 2021, and the fourth quarter 2021, respectively; and \$36 million (\$27 million after tax), \$32 million (\$24 million after tax), and \$148 million (\$110 million after tax) in the second quarter 2022, the third quarter 2022, and the fourth quarter 2022, respectively. As a result of the Georgia PSC's approval of the Prudency Stipulation, Georgia Power recorded a pre-tax credit to income of approximately \$228 million (\$170 million after tax) in the fourth quarter 2023 to recognize CWIP costs previously charged to income, which are now recoverable through retail rates. Associated AFUDC on these costs was also recognized.

In September 2022, Georgia Power and MEAG Power reached an agreement to resolve a dispute regarding the cost-sharing and tender provisions of the Global Amendments (as defined in Note 2 to the financial statements under "Georgia Power – Nuclear Construction – Joint Owner Contracts"). Under the terms of the agreement, among other items, (i) MEAG Power will not exercise its tender option and will retain its full ownership interest in Plant Vogtle Units 3 and 4; (ii) Georgia Power will reimburse a portion of MEAG Power's costs of construction for Plant Vogtle Units 3 and 4 as such costs are incurred and with no further adjustment for force majeure costs, which payments will total approximately \$92 million based on the current project capital cost forecast; and (iii) Georgia Power will reimburse 20% of MEAG Power's costs of construction with respect to any amounts over the current project capital cost forecast, with no further adjustment for force majeure costs.

On October 5, 2023 and October 17, 2023, Georgia Power reached agreements with OPC and Dalton, respectively, to resolve its respective dispute with each of OPC and Dalton regarding the cost-sharing and tender provisions of the Global Amendments. Under the terms of the agreements with OPC and Dalton, among other items, (i) each of OPC and Dalton retracted its exercise of the tender option and will retain its full ownership interest in Plant Vogtle Units 3 and 4, (ii) Georgia Power made payments immediately after execution of the agreements of \$308 million and \$17 million to OPC and Dalton, respectively, representing payment for a portion of each of OPC's and Dalton's costs of construction for Plant Vogtle Units 3 and 4 previously incurred, (iii) Georgia Power will pay a portion of each of OPC's and Dalton's further costs of construction for Plant Vogtle Units 3 and 4 as such costs are incurred and with no further adjustment for force majeure costs, which payments will be in an aggregate amount of approximately \$105 million and \$6 million for OPC and Dalton, respectively, based on the current project capital cost forecast, and (iv) Georgia Power will pay 66% of each of OPC's and Dalton's costs of construction with respect to any amounts above the current project capital cost forecast, with no further adjustment for force majeure costs.



## ***Management's Discussion and Analysis of Financial Condition and Results of Operations***

Georgia Power recorded pre-tax charges to income through the fourth quarter 2022 of \$407 million (\$304 million after tax) associated with the cost-sharing provisions of the Global Amendments, including the settlement with MEAG Power. Based on the current project capital cost forecast and the settlements with OPC and Dalton described above, Georgia Power recorded a pre-tax charge to income of approximately \$160 million (\$120 million after tax) in the third quarter 2023. These charges are included in the total project capital cost forecast and will not be recovered from retail customers.

As part of its ongoing processes, Southern Nuclear continues to evaluate cost and schedule forecasts for Unit 4 on a regular basis to incorporate current information available, particularly in the areas of start-up testing and related test results and engineering support.

The projected schedule for Unit 4 significantly depends on the progression of start-up and pre-operational testing, which may be impacted by equipment or other operational failures. Any further delays could result in a later in-service date and cost increases.

Various design and other licensing-based compliance matters may result in additional license amendment requests or require other resolution. If any license amendment requests or other licensing-based compliance issues are not resolved in a timely manner, there may be delays in the Unit 4 project schedule that could result in increased costs.

The ultimate outcome of these matters cannot be determined at this time. However, any extension of the in-service date beyond June 2024 for Unit 4, including the current level of cost sharing described in Note 2, is estimated to result in additional base capital costs for Georgia Power of up to \$25 million per month as well as any additional related construction, support resources, or testing costs. Pursuant to the Prudency Stipulation, any further changes to the capital cost forecast will not be recoverable through regulated rates and will be required to be charged to income, and such charges could be material.

Given the significant complexity involved in estimating the future costs to complete construction and start-up of Plant Vogtle Unit 4, as well as the potential impact on results of operations and cash flows, Southern Company and Georgia Power consider these items to be critical accounting estimates. See Note 2 to the financial statements under "Georgia Power – Nuclear Construction" for additional information.

### ***Accounting for Income Taxes (Southern Company, Georgia Power, Mississippi Power, Southern Power, and Southern Company Gas)***

The consolidated income tax provision and deferred income tax assets and liabilities, as well as any unrecognized tax benefits and valuation allowances, require significant judgment and estimates. These estimates are supported by historical tax return data, reasonable projections of taxable income, the ability and intent to implement tax planning strategies if necessary, and interpretations of applicable tax laws and regulations across multiple taxing jurisdictions. The effective tax rate reflects the statutory tax rates and calculated apportionments for the various states in which the Southern Company system operates.

Southern Company files a consolidated federal income tax return and the Registrants file various state income tax returns, some of which are combined or unitary. Under a joint consolidated income tax allocation agreement, each Southern Company subsidiary's current and deferred tax expense is computed on a stand-alone basis and each subsidiary is allocated an amount of tax similar to that which would be paid if it filed a separate income tax return. In accordance with IRS regulations, each company is jointly and severally liable for the federal tax liability. Certain deductions and credits can be limited or utilized at the consolidated or combined level resulting in tax credit and/or state NOL carryforwards that would not otherwise result on a stand-alone basis. Utilization of these carryforwards and the assessment of valuation allowances are based on significant judgment and extensive analysis of Southern Company's and its subsidiaries' current financial position and results of operations, including currently available information about future years, to estimate when future taxable income will be realized. See Note 10 to the financial statements under "Deferred Tax Assets and Liabilities – Tax Credit Carryforwards" and " – Net Operating Loss Carryforwards" for additional information.

Current and deferred state income tax liabilities and assets are estimated based on laws of multiple states that determine the income to be apportioned to their jurisdictions. States have various filing methodologies and utilize specific formulas to calculate the apportionment of taxable income. The calculation of deferred state taxes considers apportionment factors and filing methodologies that are expected to apply in future years. Any apportionments and/or filing methodologies ultimately finalized in a manner inconsistent with expectations could have a material effect on the financial statements of the applicable Registrants.

### ***Asset Retirement Obligations (Southern Company, Alabama Power, Georgia Power, Mississippi Power, and Southern Company Gas)***

Estimating AROs requires significant judgment. AROs are computed as the present value of the estimated costs for an asset's future retirement and are recorded in the period in which the liability is incurred. The estimated costs are capitalized as part of the related long-lived asset and depreciated over the asset's useful life. In the absence of quoted market prices, AROs are estimated using present value techniques in which estimates of future cash outlays associated with the asset retirements are discounted using a credit-adjusted risk-free rate. Estimates of the timing and amounts of future cash outlays are based on projections of when and how the assets will be retired and the cost of future removal activities.

## ***Management's Discussion and Analysis of Financial Condition and Results of Operations***

The ARO liabilities for the traditional electric operating companies primarily relate to facilities that are subject to the CCR Rule and the related state rules, principally ash ponds. In addition, Alabama Power and Georgia Power have retirement obligations related to the decommissioning of nuclear facilities (Alabama Power's Plant Farley and Georgia Power's ownership interests in Plant Hatch and Plant Vogtle Units 1 through 3). Other significant AROs include various landfill sites and asbestos removal for Alabama Power, Georgia Power, and Mississippi Power and gypsum cells and mine reclamation for Mississippi Power.

The traditional electric operating companies and Southern Company Gas also have identified other retirement obligations, such as obligations related to certain electric transmission and distribution facilities, certain asbestos-containing material within long-term assets not subject to ongoing repair and maintenance activities, certain wireless communication towers, the disposal of polychlorinated biphenyls in certain transformers, leasehold improvements, equipment on customer property, and property associated with the Southern Company system's rail lines and natural gas pipelines. However, liabilities for the removal of these assets have not been recorded because the settlement timing for certain retirement obligations related to these assets is indeterminable and, therefore, the fair value of the retirement obligations cannot be reasonably estimated. A liability for these retirement obligations will be recognized when sufficient information becomes available to support a reasonable estimation of the ARO.

The cost estimates for AROs related to the disposal of CCR are based on information using various assumptions related to closure and post-closure costs, timing of future cash outlays, inflation and discount rates, and the potential methods for complying with the CCR Rule and the related state rules. The traditional electric operating companies have periodically updated, and expect to continue periodically updating, their related cost estimates and ARO liabilities for each CCR unit as additional information related to these assumptions becomes available. Some of these updates have been, and future updates may be, material. The cost estimates for Alabama Power are based on closure-in-place for all ash ponds. The cost estimates for Georgia Power and Mississippi Power are based on a combination of closure-in-place for some ash ponds and closure by removal for others. Additionally, the closure designs and plans in the States of Alabama and Georgia are subject to approval by environmental regulatory agencies. See Note 6 to the financial statements and FUTURE EARNINGS POTENTIAL – "Environmental Matters – Environmental Laws and Regulations – Coal Combustion Residuals" herein for additional information, including updates to AROs related to ash ponds recorded during 2023 by certain Registrants.

### ***Pension and Other Postretirement Benefits (Southern Company, Alabama Power, Georgia Power, Mississippi Power, and Southern Company Gas)***

The applicable Registrants' calculations of pension and other postretirement benefits expense are dependent on a number of assumptions. These assumptions include discount rates, healthcare cost trend rates, expected long-term rate of return (LRR) on plan assets, mortality rates, expected salary and wage increases, and other factors. Components of pension and other postretirement benefits expense include interest and service cost on the pension and other postretirement benefit plans, expected return on plan assets, and amortization of certain unrecognized costs and obligations. Actual results that differ from the assumptions utilized are accumulated and amortized over future periods and, therefore, generally affect recognized expense and the recorded obligation in future periods. While the applicable Registrants believe the assumptions used are appropriate, differences in actual experience or significant changes in assumptions would affect their pension and other postretirement benefit costs and obligations.

Key elements in determining the applicable Registrants' pension and other postretirement benefit expense are the LRR and the discount rate used to measure the benefit plan obligations and the periodic benefit plan expense for future periods. For purposes of determining the applicable Registrants' liabilities related to the pension and other postretirement benefit plans, Southern Company discounts the future related cash flows using a single-point discount rate for each plan developed from the weighted average of market-observed yields for high quality fixed income securities with maturities that correspond to expected benefit payments. The discount rate assumption impacts both the service cost and non-service costs components of net periodic benefit costs as well as the projected benefit obligations.

The LRR on pension and other postretirement benefit plan assets is based on Southern Company's investment strategy, as described in Note 11 to the financial statements, historical experience, and expectations that consider external actuarial advice, and represents the average rate of earnings expected over the long term on the assets invested to provide for anticipated future benefit payments. Southern Company determines the amount of the expected return on plan assets component of non-service costs by applying the LRR of various asset classes to Southern Company's target asset allocation. The LRR only impacts the non-service costs component of net periodic benefit costs for the following year and is set annually at the beginning of the year.

## Management's Discussion and Analysis of Financial Condition and Results of Operations

The following table illustrates the sensitivity to changes in the applicable Registrants' long-term assumptions with respect to the discount rate, salary increases, and the long-term rate of return on plan assets:

25 Basis Point Change in:	Increase/(Decrease) in		
	Total Benefit Expense for 2024	Projected Obligation for Pension Plan at December 31, 2023	Projected Obligation for Other Postretirement Benefit Plans at December 31, 2023
	<i>(in millions)</i>		
<b>Discount rate:</b>			
Southern Company	\$35/\$(32)	\$419/\$(397)	\$34/\$(32)
Alabama Power	\$9/\$(9)	\$101/\$(96)	\$9/\$(8)
Georgia Power	\$9/\$(9)	\$122/\$(116)	\$11/\$(11)
Mississippi Power	\$2/\$(1)	\$18/\$(18)	\$1/\$(1)
Southern Company Gas	\$2/\$(2)	\$27/\$(25)	\$4/\$(4)
<b>Salaries:</b>			
Southern Company	\$18/\$(17)	\$87/\$(84)	\$-/\$-
Alabama Power	\$5/\$(5)	\$24/\$(23)	\$-/\$-
Georgia Power	\$5/\$(5)	\$23/\$(23)	\$-/\$-
Mississippi Power	\$1/\$(1)	\$4/\$(4)	\$-/\$-
Southern Company Gas	\$1/\$(1)	\$3/\$(3)	\$-/\$-
<b>Long-term return on plan assets:</b>			
Southern Company	\$41/\$(41)	N/A	N/A
Alabama Power	\$10/\$(10)	N/A	N/A
Georgia Power	\$13/\$(13)	N/A	N/A
Mississippi Power	\$2/\$(2)	N/A	N/A
Southern Company Gas	\$3/\$(3)	N/A	N/A

See Note 11 to the financial statements for additional information regarding pension and other postretirement benefits.

### Impairment (Southern Company, Southern Power, and Southern Company Gas)

#### Goodwill (Southern Company and Southern Company Gas)

The acquisition method of accounting for business combinations requires the assets acquired and liabilities assumed to be recorded at the date of acquisition at their respective estimated fair values. The applicable Registrants have recognized goodwill as of the date of their acquisitions, as a residual over the fair values of the identifiable net assets acquired. Goodwill is recorded at the reporting unit level, which is the operating segment or a business one level below the operating segment (a component), if discrete financial information is prepared and regularly reviewed by management. Components are aggregated if they have similar economic characteristics. Goodwill is tested for impairment at the reporting unit level on an annual basis in the fourth quarter of the year and on an interim basis if events and circumstances occur that indicate goodwill may be impaired.

Goodwill is evaluated for impairment either under the qualitative assessment option or the quantitative option to determine the fair value of the reporting unit. If goodwill is determined to be impaired, an impairment loss measured at the amount by which the reporting unit's carrying amount exceeds its fair value, not to exceed the carrying amount of goodwill, is recorded.

Goodwill for Southern Company and Southern Company Gas was \$5.2 billion and \$5.0 billion, respectively, at December 31, 2023. During 2022, Southern Company recorded a \$119 million impairment loss as a result of its annual goodwill impairment test for PowerSecure.

The judgments made in determining the estimated fair value assigned to each class of assets acquired and liabilities assumed, as well as asset lives, can significantly impact the applicable Registrant's results of operations. Fair values and useful lives are determined based on, among other factors, the expected future period of benefit of the asset, the various characteristics of the asset, and projected cash flows. As the determination of an asset's fair value and useful life involves management making certain estimates and because these estimates form the basis for the determination of whether or not an impairment charge should be recorded, the applicable Registrants consider these estimates to be critical accounting estimates.

See Note 1 to the financial statements under "Goodwill and Other Intangible Assets" for additional information regarding the applicable Registrants' goodwill.

## ***Management's Discussion and Analysis of Financial Condition and Results of Operations***

### ***Long-Lived Assets (Southern Company, Southern Power, and Southern Company Gas)***

The applicable Registrants assess their other long-lived assets for impairment whenever events or changes in circumstances indicate that an asset's carrying amount may not be recoverable. If an impairment indicator exists, the asset is tested for recoverability by comparing the asset carrying amount to the sum of the undiscounted expected future cash flows directly attributable to the asset's use and eventual disposition. If the estimate of undiscounted future cash flows is less than the carrying amount of the asset, the fair value of the asset is determined and a loss is recorded equal to the difference between the carrying amount and the fair value of the asset. In addition, when assets are identified as held for sale, an impairment loss is recognized to the extent the carrying amount of the assets or asset group exceeds their fair value less cost to sell. A high degree of judgment is required in developing estimates related to these evaluations, which are based on projections of various factors, some of which have been quite volatile in recent years.

Southern Power's investments in long-lived assets are primarily generation assets. Excluding the natural gas distribution utilities, Southern Company Gas' investments in long-lived assets are primarily natural gas transportation assets.

For Southern Power, examples of impairment indicators could include, but are not limited to, significant changes in construction schedules, current period losses combined with a history of losses or a projection of continuing losses, a significant decrease in market prices, changes in tax legislation, the inability to remarket generating capacity for an extended period, the unplanned termination of a customer contract, or the inability of a customer to perform under the terms of the contract. For Southern Company Gas, examples of impairment indicators could include, but are not limited to, significant changes in the U.S. natural gas storage market, construction schedules, current period losses combined with a history of losses or a projection of continuing losses, a significant decrease in market prices, the inability to renew or extend customer contracts or the inability of a customer to perform under the terms of the contract, attrition rates, or the inability to deploy a development project.

As the determination of the expected future cash flows generated from an asset, an asset's fair value, and useful life involves management making certain estimates and because these estimates form the basis for the determination of whether or not an impairment charge should be recorded, the applicable Registrants consider these estimates to be critical accounting estimates.

During 2021, Southern Company recorded impairment charges totaling \$7 million (\$6 million after tax) related to its leveraged lease investments. During 2022, Southern Company Gas recorded pre-tax impairment charges totaling \$131 million (\$99 million after tax) related to natural gas storage facilities. During 2021, Southern Company Gas recorded total pre-tax impairment charges of \$84 million (\$67 million after tax) related to its equity method investment in the PennEast Pipeline project. See Notes 7 and 9 to the financial statements under "Southern Company Gas" and "Southern Company Leveraged Lease," respectively, and Note 15 to the financial statements for additional information on recent asset impairments.

### ***Contingent Obligations (All Registrants)***

The Registrants are subject to a number of federal and state laws and regulations, as well as other factors and conditions that subject them to environmental, litigation, and other risks. See FUTURE EARNINGS POTENTIAL herein and Notes 2 and 3 to the financial statements for more information regarding certain of these contingencies. The Registrants periodically evaluate their exposure to such risks and record reserves for those matters where a non-tax-related loss is considered probable and reasonably estimable. The adequacy of reserves can be significantly affected by external events or conditions that can be unpredictable; thus, the ultimate outcome of such matters could materially affect the results of operations, cash flows, or financial condition of the Registrants.

### ***Recently Issued Accounting Standards***

See Note 1 to the financial statements under "Recently Adopted Accounting Standards" for additional information.

## *Management's Discussion and Analysis of Financial Condition and Results of Operations*

### **FINANCIAL CONDITION AND LIQUIDITY**

#### **Overview**

The financial condition of each Registrant remained stable at December 31, 2023. The Registrants' cash requirements primarily consist of funding ongoing operations, including unconsolidated subsidiaries, as well as common stock dividends, capital expenditures, and debt maturities. Southern Power's cash requirements also include distributions to noncontrolling interests. Capital expenditures and other investing activities for the traditional electric operating companies include investments to build new generation facilities to meet projected long-term demand requirements and to replace units being retired as part of the generation fleet transition, to maintain existing generation facilities, to comply with environmental regulations including adding environmental modifications to certain existing generating units and closures of ash ponds, to expand and improve transmission and distribution facilities, and for restoration following major storms. Southern Power's capital expenditures and other investing activities may include acquisitions or new construction associated with its overall growth strategy and to maintain its existing generation fleet's performance. Southern Company Gas' capital expenditures and other investing activities include investments to meet projected long-term demand requirements, to maintain existing natural gas distribution systems as well as to update and expand these systems, and to comply with environmental regulations. See "Cash Requirements" herein for additional information.

Operating cash flows provide a substantial portion of the Registrants' cash needs. During 2023, Southern Power utilized tax credits, which provided \$332 million in operating cash flows. For the three-year period from 2024 through 2026, projected stock dividends, capital expenditures, and debt maturities are expected to exceed operating cash flows for each of Southern Company, the traditional electric operating companies, and Southern Company Gas. Southern Company plans to finance future cash needs in excess of its operating cash flows through one or more of the following: accessing borrowings from financial institutions, issuing debt and hybrid securities in the capital markets, and/or through its stock plans. Each Subsidiary Registrant plans to finance its future cash needs in excess of its operating cash flows primarily through external securities issuances, borrowings from financial institutions, and equity contributions from Southern Company. In addition, Southern Power may utilize tax equity partnership contributions. The Registrants plan to use commercial paper to manage seasonal variations in operating cash flows and for other working capital needs and continue to monitor their access to short-term and long-term capital markets as well as their bank credit arrangements to meet future capital and liquidity needs. See "Sources of Capital" and "Financing Activities" herein for additional information.

The Registrants' investments in their qualified pension plans and Alabama Power's and Georgia Power's investments in their nuclear decommissioning trust funds increased in value at December 31, 2023 as compared to December 31, 2022. No contributions to the qualified pension plan were made during 2023 and no mandatory contributions to the qualified pension plans are anticipated during 2024. See Notes 6 and 11 to the financial statements under "Nuclear Decommissioning" and "Pension Plans," respectively, for additional information.

At the end of 2023, the market price of Southern Company's common stock was \$70.12 per share (based on the closing price as reported on the NYSE) and the book value was \$28.83 per share, representing a market-to-book value ratio of 243%, compared to \$71.41, \$27.93, and 256%, respectively, at the end of 2022.

## Management's Discussion and Analysis of Financial Condition and Results of Operations

### Cash Requirements

#### Capital Expenditures

Total estimated capital expenditures, including LTSA and nuclear fuel commitments, for the Registrants through 2028 based on their current construction programs are as follows:

	2024	2025	2026	2027	2028
	<i>(in billions)</i>				
Southern Company <sup>(a)(b)</sup>	\$10.0	\$9.4	\$8.5	\$8.6	\$8.7
Alabama Power	2.1	2.0	1.9	2.0	1.9
Georgia Power <sup>(a)</sup>	5.4	5.0	4.4	4.5	4.7
Mississippi Power	0.3	0.3	0.2	0.3	0.3
Southern Power <sup>(b)</sup>	0.3	0.2	0.1	0.1	0.1
Southern Company Gas	1.8	1.8	1.7	1.7	1.7

(a) Includes expenditures of approximately \$0.2 billion in 2024 for the construction of Plant Vogtle Unit 4. See Note 2 to the financial statements under "Georgia Power – Nuclear Construction" for additional information. Also includes certain expenditures related to the construction of Plant Yates Units 8 through 10 as requested in Georgia Power's 2023 IRP Update filing, which is subject to the approval of the Georgia PSC. See Note 2 to the financial statements under "Georgia Power – Integrated Resource Plans" for additional information.

(b) Includes \$0.1 billion in both 2024 and 2025 related to the South Cheyenne and Millers Branch solar projects. Excludes approximately \$0.8 billion annually for Southern Power's planned acquisitions and placeholder growth, which may vary materially due to market opportunities and Southern Power's ability to execute its growth strategy. Also excludes estimated capital expenditures associated with the phase two expansion of the Millers Branch solar project, which was committed to subsequent to December 31, 2023. See Note 15 to the financial statements under "Southern Power" for additional information regarding the South Cheyenne and Millers Branch solar projects.

These capital expenditures include estimates to comply with environmental laws and regulations, but do not include compliance costs associated with potential regulation of GHG emissions or the proposed ELG Supplemental Rule. See FUTURE EARNINGS POTENTIAL – "Environmental Matters" herein for additional information. At December 31, 2023, significant purchase commitments were outstanding in connection with the Registrants' construction programs.

The traditional electric operating companies also anticipate continued expenditures associated with closure and monitoring of ash ponds and landfills in accordance with the CCR Rule and the related state rules, which are reflected in the applicable Registrants' ARO liabilities. The cost estimates for Alabama Power are based on closure-in-place for all ash ponds. The cost estimates for Georgia Power and Mississippi Power are based on a combination of closure-in-place for some ash ponds and closure by removal for others. These estimated costs are likely to change, and could change materially, as assumptions and details pertaining to closure are refined and compliance activities continue. Current estimates of these costs through 2028 are provided in the table below. Material expenditures in future years for ARO settlements will also be required for ash ponds, nuclear decommissioning (for Alabama Power and Georgia Power), and other liabilities reflected in the applicable Registrants' AROs, as discussed further in Note 6 to the financial statements. Also see FUTURE EARNINGS POTENTIAL – "Environmental Matters – Environmental Laws and Regulations – Coal Combustion Residuals" herein.

	2024	2025	2026	2027	2028
	<i>(in millions)</i>				
Southern Company	\$728	\$767	\$762	\$725	\$669
Alabama Power	346	364	299	237	216
Georgia Power	338	347	429	450	450
Mississippi Power	24	30	17	2	2

The construction programs are subject to periodic review and revision, and actual construction costs may vary from these estimates because of numerous factors. These factors include: changes in business conditions; changes in load projections; changes in environmental laws and regulations; the outcome of any legal challenges to environmental rules; changes in electric generating plants, including unit retirements and replacements and adding or changing fuel sources at existing electric generating units, to meet regulatory requirements; changes in FERC rules and regulations; state regulatory agency approvals; changes in the expected environmental compliance program; changes in legislation and/or regulation; the cost, availability, and efficiency of construction labor, equipment, and materials; project scope and design changes; abnormal weather; delays in construction due to judicial or regulatory action; storm impacts; and the cost of capital. In addition, there can be no assurance that costs related to capital expenditures and AROs will be fully recovered. Additionally, expenditures associated with Southern Power's planned acquisitions may vary due to market opportunities and the execution of its growth strategy. See Note 15 to the financial statements under "Southern Power" for additional information regarding Southern Power's plant acquisitions and construction projects.

## Management's Discussion and Analysis of Financial Condition and Results of Operations

The construction program of Georgia Power includes Plant Vogtle Unit 4, which includes components based on new technology that only within the last several years began initial operation in the global nuclear industry at this scale and which may be subject to additional revised cost estimates during construction. See Note 2 to the financial statements under "Georgia Power – Nuclear Construction" for information regarding Plant Vogtle Unit 4 and additional factors that may impact construction expenditures.

See FUTURE EARNINGS POTENTIAL – "Construction Programs" herein for additional information.

### Other Significant Cash Requirements

Long-term debt maturities and the interest payable on long-term debt each represent a significant cash requirement for the Registrants. See Note 8 to the financial statements for information regarding the Registrants' long-term debt at December 31, 2023, the weighted average interest rate applicable to each long-term debt category, and a schedule of long-term debt maturities over the next five years. The Registrants plan to continue, when economically feasible, to retire higher-cost securities and replace these obligations with lower-cost capital if market conditions permit.

Fuel and purchased power costs represent a significant component of funding ongoing operations for the traditional electric operating companies and Southern Power. See Note 3 to the financial statements under "Commitments" for information on Southern Company Gas' commitments for pipeline charges, storage capacity, and gas supply. Total estimated costs for fuel and purchased power commitments at December 31, 2023 for the applicable Registrants are provided in the table below. Fuel costs include purchases of coal (for the traditional electric operating companies) and natural gas (for the traditional electric operating companies and Southern Power), as well as the related transportation and storage. In most cases, these contracts contain provisions for price escalation, minimum purchase levels, and other financial commitments. Natural gas purchase commitments are based on various indices at the time of delivery; the amounts reflected below have been estimated based on the NYMEX future prices at December 31, 2023. As discussed under "Capital Expenditures" herein, estimated expenditures for nuclear fuel are included in the applicable Registrants' construction programs for the years 2024 through 2028. Nuclear fuel commitments at December 31, 2023 that extend beyond 2028 are included in the table below. Purchased power costs represent estimated minimum obligations for various PPAs for the purchase of capacity and energy, except for those accounted for as leases, which are discussed in Note 9 to the financial statements.

	2024	2025	2026	2027	2028	Thereafter
	<i>(in millions)</i>					
Southern Company <sup>(*)</sup>	\$3,347	\$3,151	\$2,201	\$1,738	\$1,171	\$4,820
Alabama Power	1,210	1,181	819	619	328	1,136
Georgia Power <sup>(*)</sup>	1,262	1,111	696	579	471	2,008
Mississippi Power	377	420	338	263	213	1,002
Southern Power	558	502	414	346	232	674

(\*) Excludes capacity payments related to Plant Vogtle Units 1 and 2, which are discussed in Note 3 to the financial statements under "Commitments."

In connection with Georgia Power's 2022 IRP, the Georgia PSC approved five affiliate PPAs with Southern Power, which are expected to be accounted for as leases, and are contingent upon approval by the FERC. The expected capacity payments associated with the PPAs total \$5 million in 2024, \$68 million in 2025, \$75 million in 2026, \$76 million in 2027, \$86 million in 2028, and \$584 million thereafter. In connection with Georgia Power's 2023 IRP Update, Georgia Power has requested certification of a non-affiliate PPA, which is expected to be accounted for as a lease and is contingent upon approval by the Georgia PSC. The expected capacity payments associated with the PPA are \$10 million in 2024, \$17 million in 2025, \$18 million in 2026, \$19 million in 2027, and \$19 million in 2028. See Note 2 to the financial statements under "Georgia Power – Integrated Resource Plans" for additional information.

The traditional electric operating companies and Southern Power have entered into LTSAs for the purpose of securing maintenance support for certain of their generating facilities. See Note 1 to the financial statements under "Long-term Service Agreements" for additional information. As discussed under "Capital Expenditures" herein, estimated expenditures related to LTSAs are included in the applicable Registrants' construction programs for the years 2024 through 2028. Total estimated payments for LTSA commitments at December 31, 2023 that extend beyond 2028 are provided in the following table and include price escalation based on inflation indices:

## Management's Discussion and Analysis of Financial Condition and Results of Operations

	Southern Company	Alabama Power	Georgia Power	Mississippi Power	Southern Power
			<i>(in millions)</i>		
LTSA commitments (after 2028)	\$1,594	\$262	\$252	\$152	\$928

In addition, Southern Power has certain other operations and maintenance agreements. Total estimated costs for these commitments at December 31, 2023 are provided in the table below.

	2024	2025	2026	2027	2028	Thereafter
			<i>(in millions)</i>			
Southern Power's operations and maintenance agreements	\$74	\$45	\$33	\$30	\$30	\$226

See Note 9 to the financial statements for information on the Registrants' operating lease obligations, including a maturity analysis of the lease liabilities over the next five years and thereafter.

### Sources of Capital

Southern Company intends to meet its future capital needs through operating cash flows, borrowings from financial institutions, and debt, hybrid, and/or equity issuances. Equity capital can be provided from any combination of Southern Company's stock plans, private placements, or public offerings.

The Subsidiary Registrants plan to obtain the funds to meet their future capital needs from sources similar to those they used in the past, which were primarily from operating cash flows, external securities issuances, borrowings from financial institutions, and equity contributions from Southern Company. Operating cash flows provide a substantial portion of the Registrants' cash needs. Georgia Power intends to utilize a mix of senior note issuances, short-term floating rate bank loans, and commercial paper issuances to continue funding operating cash flows related to fuel cost under recovery.

The amount, type, and timing of any financings in 2024, as well as in subsequent years, will be contingent on investment opportunities and the Registrants' capital requirements and will depend upon prevailing market conditions, regulatory approvals (for certain of the Subsidiary Registrants), and other factors. See "Cash Requirements" herein for additional information.

Southern Power utilizes tax equity partnerships as one of its financing sources, where the tax partner takes significantly all of the federal tax benefits. These tax equity partnerships are consolidated in Southern Power's financial statements and are accounted for using HLBV methodology to allocate partnership gains and losses. During 2023, Southern Power obtained tax equity funding for existing tax equity partnerships totaling \$21 million. See Notes 1 and 15 to the financial statements under "General" and "Southern Power," respectively, for additional information.

The issuance of securities by the traditional electric operating companies and Nicor Gas is generally subject to the approval of the applicable state PSC or other applicable state regulatory agency. The issuance of all securities by Mississippi Power and short-term securities by Georgia Power is generally subject to regulatory approval by the FERC. Additionally, with respect to the public offering of securities, Southern Company, the traditional electric operating companies, and Southern Power (excluding its subsidiaries), Southern Company Gas Capital, and Southern Company Gas (excluding its other subsidiaries) file registration statements with the SEC under the Securities Act of 1933, as amended (1933 Act). The amounts of securities authorized by the appropriate regulatory authorities, as well as the securities registered under the 1933 Act, are closely monitored and appropriate filings are made to ensure flexibility in the capital markets.

The Registrants generally obtain financing separately without credit support from any affiliate. See Note 8 to the financial statements under "Bank Credit Arrangements" for additional information. The Southern Company system does not maintain a centralized cash or money pool. Therefore, funds of each company are not commingled with funds of any other company in the Southern Company system, except in the case of Southern Company Gas, as described below.

The traditional electric operating companies and SEGCO may utilize a Southern Company subsidiary organized to issue and sell commercial paper at their request and for their benefit. Proceeds from such issuances for the benefit of an individual company are loaned directly to that company. The obligations of each traditional electric operating company and SEGCO under these arrangements are several and there is no cross-affiliate credit support. Alabama Power also maintains its own separate commercial paper program.

Southern Company Gas Capital obtains external financing for Southern Company Gas and its subsidiaries, other than Nicor Gas, which obtains financing separately without credit support from any affiliates. Southern Company Gas maintains commercial paper programs at Southern Company Gas Capital and Nicor Gas. Nicor Gas' commercial paper program supports its working capital needs as Nicor Gas is not permitted to make money pool loans to affiliates. All of the other Southern Company Gas subsidiaries benefit from Southern Company Gas Capital's commercial paper program.



## Management's Discussion and Analysis of Financial Condition and Results of Operations

By regulation, Nicor Gas is restricted, up to its retained earnings balance, in the amount it can dividend or loan to affiliates and is not permitted to make money pool loans to affiliates. At December 31, 2023, the amount of subsidiary retained earnings restricted to dividend totaled \$1.7 billion. This restriction did not impact Southern Company Gas' ability to meet its cash obligations, nor does management expect such restriction to materially impact Southern Company Gas' ability to meet its currently anticipated cash obligations.

Certain Registrants' current liabilities frequently exceed their current assets because of long-term debt maturities and the periodic use of short-term debt as a funding source, as well as significant seasonal fluctuations in cash needs. The Registrants generally plan to refinance long-term debt as it matures. See Note 8 to the financial statements for additional information. Also see "Financing Activities" herein for information on financing activities that occurred subsequent to December 31, 2023. The following table shows the amount by which current liabilities exceeded current assets at December 31, 2023 for the applicable Registrants:

At December 31, 2023	Southern Company	Georgia Power	Mississippi Power	Southern Company Gas
	<i>(in millions)</i>			
Current liabilities in excess of current assets	\$3,035	\$1,674	\$314	\$222

The Registrants believe the need for working capital can be adequately met by utilizing operating cash flows, as well as commercial paper, lines of credit, and short-term bank notes, as market conditions permit. In addition, under certain circumstances, the Subsidiary Registrants may utilize equity contributions and/or loans from Southern Company.

### Bank Credit Arrangements

At December 31, 2023, the Registrants' unused committed credit arrangements with banks were as follows:

At December 31, 2023	Southern Company parent	Alabama Power	Georgia Power	Mississippi Power	Southern Power <sup>(a)</sup>	Southern Company Gas <sup>(b)</sup>	SEGCO	Southern Company
	<i>(in millions)</i>							
Unused committed credit	\$1,998	\$1,350	\$1,726	\$275	\$589	\$1,598	\$30	\$7,566

(a) At December 31, 2023, Southern Power also had two continuing letters of credit facilities for standby letters of credit, of which \$15 million was unused. Southern Power's subsidiaries are not parties to its bank credit arrangements or letter of credit facilities.

(b) Includes \$798 million and \$800 million at Southern Company Gas Capital and Nicor Gas, respectively.

Subject to applicable market conditions, the Registrants, Nicor Gas, and SEGCO expect to renew or replace their bank credit arrangements as needed, prior to expiration. In connection therewith, the Registrants, Nicor Gas, and SEGCO may extend the maturity dates and/or increase or decrease the lending commitments thereunder.

A portion of the unused credit with banks is allocated to provide liquidity support to certain revenue bonds of the traditional electric operating companies and the commercial paper programs of the Registrants, Nicor Gas, and SEGCO. At December 31, 2023, outstanding variable rate demand revenue bonds of the traditional electric operating companies with allocated liquidity support totaled approximately \$1.7 billion (comprised of approximately \$818 million at Alabama Power, \$819 million at Georgia Power, and \$69 million at Mississippi Power). In addition, at December 31, 2023, Georgia Power had approximately \$325 million of fixed rate revenue bonds outstanding that are required to be remarketed within the next 12 months. The variable rate demand revenue bonds and fixed rate revenue bonds required to be remarketed within the next 12 months are classified as long-term debt on the balance sheets as a result of available long-term committed credit.

See Note 8 to the financial statements under "Bank Credit Arrangements" for additional information.

## Management's Discussion and Analysis of Financial Condition and Results of Operations

### Short-term Borrowings

The Registrants, Nicor Gas, and SEGCO make short-term borrowings primarily through commercial paper programs that have the liquidity support of the committed bank credit arrangements described above. Southern Power's subsidiaries are not issuers or obligors under its commercial paper program. Commercial paper and short-term bank term loans are included in notes payable in the balance sheets. Details of the Registrants' short-term borrowings were as follows:

	Short-term Debt at the End of the Period					
	Amount Outstanding			Weighted Average Interest Rate		
	December 31,			December 31,		
	2023	2022	2021	2023	2022	2021
	<i>(in millions)</i>					
Southern Company	\$2,314	\$2,609	\$ 1,440	5.7%	4.9%	0.4%
Alabama Power	40	—	—	5.5	—	—
Georgia Power	1,329	1,600	—	5.9	5.0	—
Southern Power	138	225	211	5.5	4.7	0.3
Southern Company Gas:						
Southern Company Gas Capital	\$ 23	\$ 285	\$ 379	5.5%	4.8%	0.3%
Nicor Gas	392	483	830	5.5	4.7	0.4
Southern Company Gas Total	\$ 415	\$ 768	\$ 1,209	5.5%	4.7%	0.4%

	Short-term Debt During the Period <sup>(*)</sup>								
	Average Amount Outstanding			Weighted Average Interest Rate			Maximum Amount Outstanding		
	2023	2022	2021	2023	2022	2021	2023	2022	2021
	<i>(in millions)</i>						<i>(in millions)</i>		
Southern Company	\$2,191	\$1,995	\$1,141	5.6%	2.2%	0.3%	\$3,270	\$2,894	\$1,809
Alabama Power	44	6	27	5.0	2.1	0.1	230	200	200
Georgia Power	1,440	673	95	5.8	3.1	0.2	2,260	1,710	407
Mississippi Power	56	8	15	5.5	1.6	0.2	169	71	81
Southern Power	158	166	133	5.6	2.3	0.2	359	350	520
Southern Company Gas:									
Southern Company Gas Capital	\$ 163	\$ 279	\$ 206	5.3%	1.8%	0.2%	\$ 440	\$ 547	\$ 485
Nicor Gas	88	349	420	5.1	2.1	0.4	483	830	897
Southern Company Gas Total	\$ 251	\$ 628	\$ 626	5.2%	2.0%	0.4%			

(\*) Average and maximum amounts are based upon daily balances during the 12-month periods ended December 31, 2023, 2022, and 2021.

## Management's Discussion and Analysis of Financial Condition and Results of Operations

### Analysis of Cash Flows

Net cash flows provided from (used for) operating, investing, and financing activities in 2023 and 2022 are presented in the following table:

Net cash provided from (used for):	Southern Company	Alabama Power	Georgia Power	Mississippi Power	Southern Power	Southern Company Gas
	<i>(in millions)</i>					
<b>2023</b>						
Operating activities	\$ 7,553	\$ 2,079	\$ 2,752	\$ 369	\$ 1,096	\$ 1,762
Investing activities	(9,668)	(2,196)	(5,079)	(370)	(265)	(1,656)
Financing activities	999	(161)	1,922	(20)	(820)	(154)
<b>2022</b>						
Operating activities	\$ 6,302	\$ 1,639	\$ 2,038	\$ 383	\$ 815	\$ 1,519
Investing activities	(8,430)	(2,263)	(3,954)	(317)	(194)	(1,580)
Financing activities	2,336	251	2,363	(68)	(623)	96

Fluctuations in cash flows from financing activities vary from year to year based on capital needs and the maturity or redemption of securities.

### Southern Company

Net cash provided from operating activities increased \$1.3 billion in 2023 as compared to 2022 primarily due to increased fuel cost recovery and the timing of customer receivable collections, partially offset by the timing of vendor payments.

The net cash used for investing activities in 2023 and 2022 was primarily related to the Subsidiary Registrants' construction programs.

The net cash provided from financing activities in 2023 was primarily related to net issuances of long-term debt and an increase in commercial paper borrowings, partially offset by common stock dividend payments and net repayments of short-term bank loans. The net cash provided from financing activities in 2022 was primarily related to net issuances of long-term debt, the issuance of common stock to settle the purchase contracts entered into as part of the Equity Units (as discussed in Note 8 to the financial statements under "Equity Units"), and an increase in short-term borrowings, partially offset by common stock dividend payments.

### Significant Balance Sheet Changes

#### Southern Company

Significant balance sheet changes in 2023 for Southern Company included:

- an increase of \$5.3 billion in total property, plant, and equipment primarily related to the Subsidiary Registrants' construction programs;
- an increase of \$4.7 billion in long-term debt (including securities due within one year) related to new issuances;
- a decrease of \$1.2 billion in cash and cash equivalents, as discussed further under "Analysis of Cash Flows – Southern Company" herein;
- an increase of \$1.0 billion in total common stockholders' equity primarily related to net income, partially offset by common stock dividend payments;
- an increase of \$1.0 billion in accumulated deferred income taxes primarily related to an increase in property-related timing differences and the expected utilization of ITCs;
- a decrease of \$0.6 billion in accounts payable primarily related to the timing of vendor payments;
- a decrease of \$0.6 billion in deferred credits related to income taxes primarily due to the flowback of excess deferred income taxes; and
- a decrease of \$0.5 billion in AROs primarily due to cost estimate updates at Georgia Power for ash pond closures.

See "Financing Activities" herein and Notes 2, 5, 6, 8, and 10 to the financial statements for additional information.

## Management's Discussion and Analysis of Financial Condition and Results of Operations

### Financing Activities

The following table outlines the Registrants' long-term debt financing activities for the year ended December 31, 2023:

Company	Issuances and Reofferings			Maturities and Redemptions		
	Senior Notes	Revenue Bonds	Other Long-Term Debt	Senior Notes	Revenue Bonds	Other Long-Term Debt <sup>(a)</sup>
	<i>(in millions)</i>					
Southern Company parent	\$4,525	\$ —	\$ —	\$1,850	\$—	\$550
Alabama Power	500	326	29	300	—	2
Georgia Power	2,450	229	—	800	—	102
Mississippi Power	100	—	—	—	—	1
Southern Power	—	—	—	290	—	—
Southern Company Gas	500	—	312	350	—	50
Other	—	—	—	—	—	8
Elimination <sup>(b)</sup>	—	—	—	—	—	(9)
<b>Southern Company</b>	<b>\$8,075</b>	<b>\$555</b>	<b>\$341</b>	<b>\$3,590</b>	<b>\$—</b>	<b>\$704</b>

(a) Includes reductions in finance lease obligations resulting from cash payments under finance leases and, for Georgia Power, principal amortization payments totaling \$86 million for FFB borrowings. See Note 8 to the financial statements under "Long-term Debt – DOE Loan Guarantee Borrowings" for additional information.

(b) Represents reductions in affiliate finance lease obligations at Georgia Power, which are eliminated in Southern Company's consolidated financial statements.

Except as otherwise described herein, the Registrants used the proceeds of debt issuances for their redemptions and maturities shown in the table above, to repay short-term indebtedness, and for general corporate purposes, including working capital. The Subsidiary Registrants also used the proceeds for their construction programs.

In addition to any financings that may be necessary to meet capital requirements and contractual obligations, the Registrants plan to continue, when economically feasible, a program to retire higher-cost securities and replace these obligations with lower-cost capital if market conditions permit.

### Southern Company

During 2023, Southern Company issued approximately 2.1 million shares of common stock primarily through equity compensation plans and received proceeds of approximately \$36 million.

In January 2023, Southern Company redeemed all \$550 million aggregate principal amount of its Series 2016B Junior Subordinated Notes due March 15, 2057.

In February 2023, Southern Company issued \$1.5 billion aggregate principal amount of its Series 2023A 3.875% Convertible Senior Notes due December 15, 2025 (Series 2023A Convertible Senior Notes) in a private offering. In March 2023, Southern Company issued an additional \$225 million aggregate principal amount of the Series 2023A Convertible Senior Notes upon the exercise by the initial purchasers of their over-allotment option. See Note 8 to the financial statements under "Convertible Senior Notes" for additional information.

In May 2023, Southern Company repaid at maturity \$600 million aggregate principal amount of its 2021C Floating Rate Senior Notes.

Also in May 2023, Southern Company issued \$750 million aggregate principal amount of Series 2023B 4.85% Senior Notes due June 15, 2028 and \$750 million aggregate principal amount of Series 2023C 5.20% Senior Notes due June 15, 2033.

In July 2023, Southern Company repaid at maturity \$1.25 billion aggregate principal amount of its 2.95% Senior Notes.

In September 2023, Southern Company issued \$600 million aggregate principal amount of Series 2023D 5.50% Senior Notes due March 15, 2029 and \$700 million aggregate principal amount of Series 2023E 5.70% Senior Notes due March 15, 2034.

## ***Management's Discussion and Analysis of Financial Condition and Results of Operations***

### ***Alabama Power***

During 2023, a subsidiary of Alabama Power borrowed \$20 million under a \$39 million long-term floating rate bank loan entered into in December 2022 with a maturity date of December 12, 2029.

In May 2023, Alabama Power issued \$200 million aggregate principal amount of Series 2023A Floating Rate Senior Notes due May 15, 2073.

In August 2023, the Walker County Economic and Industrial Development Authority issued for the benefit of Alabama Power \$228 million aggregate principal amount of Solid Waste Disposal Revenue Bonds (Alabama Power Company Plant Gorgas Project), First Series 2023 (\$140 million aggregate principal amount) and Second Series 2023 (\$88 million aggregate principal amount) due August 1, 2063. The proceeds from the revenue bonds are being used to finance certain solid waste disposal facilities at Plant Gorgas.

Also in August 2023, the Industrial Development Board of the Town of West Jefferson issued for the benefit of Alabama Power \$98 million aggregate principal amount of Solid Waste Disposal Revenue Bonds (Alabama Power Company Plant Miller Project), Series 2023 due August 1, 2063. The proceeds from the revenue bonds are being used to finance certain solid waste disposal facilities at Plant Miller.

In September 2023, a subsidiary of Alabama Power assumed two fixed rate bank loans totaling \$9 million, which it repaid in December 2023 using approximately \$9 million of borrowings under a new \$20 million fixed rate bank loan maturing December 2030.

In November 2023, Alabama Power issued \$300 million aggregate principal amount of Series 2023B 5.85% Senior Notes due November 15, 2033.

In December 2023, Alabama Power repaid at maturity \$300 million aggregate principal amount of its Series 2013A 3.55% Senior Notes.

Subsequent to December 31, 2023, Alabama Power received a capital contribution of \$425 million from Southern Company and also repaid at maturity approximately \$21 million aggregate principal amount of Industrial Development Board of the Town of Wilsonville (Alabama) Pollution Control Revenue Bonds (Alabama Power Company Gaston Plant Project), Series D.

### ***Georgia Power***

In March 2023, Georgia Power reoffered to the public the following pollution control revenue bonds that previously had been purchased and were held by Georgia Power at December 31, 2022:

- approximately \$28 million aggregate principal amount of Development Authority of Monroe County (Georgia) Pollution Control Revenue Bonds (Georgia Power Company Plant Scherer Project), Second Series 2006;
- approximately \$89 million aggregate principal amount of Development Authority of Monroe County (Georgia) Pollution Control Revenue Bonds (Georgia Power Company Plant Scherer Project), Second Series 2009;
- approximately \$49 million aggregate principal amount of Development Authority of Monroe County (Georgia) Pollution Control Revenue Bonds (Georgia Power Company Plant Scherer Project), First Series 2012;
- approximately \$18 million aggregate principal amount of Development Authority of Monroe County (Georgia) Pollution Control Revenue Bonds (Georgia Power Company Plant Scherer Project), First Series 2013; and
- \$46 million aggregate principal amount of Development Authority of Burke County (Georgia) Pollution Control Revenue Bonds (Georgia Power Company Plant Vogtle Project), First Series 1996.

Also in March 2023, Georgia Power borrowed \$100 million pursuant to a short-term uncommitted bank credit arrangement bearing interest at a mutually agreed upon rate and payable on demand. In April 2023, Georgia Power borrowed an additional \$150 million under the arrangement. In May 2023, Georgia Power repaid the aggregate \$250 million outstanding.

Also in March 2023, Georgia Power repaid at maturity a \$200 million short-term floating rate bank loan entered into in March 2022.

In April 2023, Georgia Power repaid at maturity \$100 million aggregate principal amount of its Series N 5.750% Senior Notes.

Also in April 2023, Georgia Power repaid at maturity a \$200 million short-term floating rate bank loan entered into in April 2022.

In May 2023, Georgia Power issued \$750 million aggregate principal amount of Series 2023A 4.65% Senior Notes due May 16, 2028 and \$1.0 billion aggregate principal amount of Series 2023B 4.95% Senior Notes due May 17, 2033.

In July 2023, Georgia Power repaid at maturity \$700 million aggregate principal amount of its Series 2020A 2.10% Senior Notes.

In November 2023, Georgia Power issued \$700 million aggregate principal amount of Series 2023C Floating Rate Senior Notes due May 8, 2025.

Also in November 2023, Georgia Power repaid \$780 million of a \$1.2 billion short-term floating rate bank loan entered into in November 2022 and extended the maturity of the remaining outstanding amount of \$420 million to November 2024.

In December 2023 and subsequent to December 31, 2023, Georgia Power borrowed \$100 million and \$150 million, respectively, pursuant to a short-term uncommitted bank credit arrangement bearing interest at a mutually agreed upon rate and payable on demand.

## Management's Discussion and Analysis of Financial Condition and Results of Operations

### Mississippi Power

In March 2023, Mississippi Power borrowed \$50 million of short-term debt pursuant to its \$125 million revolving credit arrangement, which it repaid in June 2023.

In June 2023, Mississippi Power issued in a private placement \$65 million aggregate principal amount of Series 2023A 5.64% Senior Notes due July 15, 2026 and \$35 million aggregate principal amount of Series 2023B 5.63% Senior Notes due July 15, 2033.

### Southern Power

In January 2023, Southern Power borrowed \$100 million pursuant to a short-term uncommitted bank credit arrangement bearing interest at a mutually agreed upon rate and payable on demand. During the second quarter 2023, Southern Power made net repayments of \$50 million of the \$100 million borrowed. In October 2023, Southern Power borrowed the remaining \$50 million under the arrangement. In December 2023, Southern Power repaid the \$100 million outstanding amount.

In September 2023, Southern Power repaid at maturity \$290 million aggregate principal amount of its Series 2016C 2.75% Senior Notes.

### Southern Company Gas

In February 2023, Nicor Gas repaid its \$150 million and \$50 million short-term floating rate bank loans entered into in February 2022 and March 2022, respectively.

In July 2023, Nicor Gas issued in a private placement \$50 million aggregate principal amount of 5.28% Series First Mortgage Bonds due July 31, 2030 and \$75 million aggregate principal amount of 5.43% Series First Mortgage Bonds due July 31, 2035. In October 2023, pursuant to the same agreement, Nicor Gas issued in a private placement \$75 million aggregate principal amount of 5.67% Series First Mortgage Bonds due October 31, 2053 and \$75 million aggregate principal amount of 5.77% Series First Mortgage Bonds due October 31, 2063.

In September 2023, Southern Company Gas Capital issued \$500 million aggregate principal amount of Series 2023A 5.75% Senior Notes due September 15, 2033, guaranteed by Southern Company Gas.

In October 2023, Southern Company Gas Capital repaid at maturity \$350 million aggregate principal amount of its 2.450% Senior Notes.

In December 2023, Nicor Gas repaid at maturity \$50 million aggregate principal amount of its 5.80% Series First Mortgage Bonds.

During 2023, Southern Company Gas received cash advances totaling \$37 million under a long-term financing agreement related to a construction contract.

### Credit Rating Risk

At December 31, 2023, the Registrants did not have any credit arrangements that would require material changes in payment schedules or terminations as a result of a credit rating downgrade.

There are certain contracts that could require collateral, but not accelerated payment, in the event of a credit rating change of certain Registrants to BBB and/or Baa2 or below. These contracts are primarily for physical electricity and natural gas purchases and sales, fuel purchases, fuel transportation and storage, energy price risk management, transmission, interest rate management, and, for Georgia Power, services at Plant Vogtle Units 3 and 4.

The maximum potential collateral requirements under these contracts at December 31, 2023 were as follows:

Credit Ratings	Southern Company <sup>(*)</sup>	Alabama Power	Georgia Power	Mississippi Power	Southern Power <sup>(*)</sup>	Southern Company Gas
				(in millions)		
At BBB and/or Baa2	\$ 33	\$ 1	\$ —	\$ —	\$ 32	\$ —
At BBB- and/or Baa3	407	2	60	1	345	—
At BB+ and/or Ba1 or below	2,074	404	943	319	1,289	19

(\*) Southern Power has PPAs that could require collateral, but not accelerated payment, in the event of a downgrade of Southern Power's credit. The PPAs require credit assurances without stating a specific credit rating. The amount of collateral required would depend upon actual losses resulting from a credit downgrade. Southern Power had \$106 million of cash collateral posted related to PPA requirements at December 31, 2023.

## *Management's Discussion and Analysis of Financial Condition and Results of Operations*

The amounts in the previous table for the traditional electric operating companies and Southern Power include certain agreements that could require collateral if either Alabama Power or Georgia Power has a credit rating change to below investment grade. Generally, collateral may be provided by a Southern Company guaranty, letter of credit, or cash. Additionally, a credit rating downgrade could impact the ability of the Registrants to access capital markets and would be likely to impact the cost at which they do so.

Mississippi Power and its largest retail customer, Chevron Products Company (Chevron), have agreements under which Mississippi Power provides retail service to the Chevron refinery in Pascagoula, Mississippi through at least 2038. The agreements grant Chevron a security interest in the co-generation assets owned by Mississippi Power located at the refinery that is exercisable upon the occurrence of (i) certain bankruptcy events or (ii) other events of default coupled with specific reductions in steam output at the facility and a downgrade of Mississippi Power's credit rating to below investment grade by two of the three rating agencies.

On August 2, 2023, S&P revised its credit rating outlook for Southern Company and its subsidiaries to positive from stable.

On September 1, 2023, Fitch upgraded the senior unsecured long-term debt rating of Georgia Power to A- from BBB+ and revised the rating outlook to positive from stable.

Also on September 1, 2023, Fitch revised the ratings outlook of Southern Company, Alabama Power, Southern Power, Nicor Gas, and SEGCO to stable from negative.

On September 26, 2023, Moody's upgraded Mississippi Power's senior unsecured long-term debt rating to A3 from Baa1 and revised its rating outlook to stable from positive.

Also on September 26, 2023, Moody's revised its ratings outlooks for Southern Company and Georgia Power to positive from stable.

### **Market Price Risk**

The Registrants had no material change in market risk exposure for the year ended December 31, 2023 when compared to the year ended December 31, 2022. See Note 14 to the financial statements for an in-depth discussion of the Registrants' derivatives, as well as Note 1 to the financial statements under "Financial Instruments" for additional information.

Due to cost-based rate regulation and other various cost recovery mechanisms, the traditional electric operating companies and the natural gas distribution utilities that sell natural gas directly to end-use customers continue to have limited exposure to market volatility in interest rates, foreign currency exchange rates, commodity fuel prices, and prices of electricity. The traditional electric operating companies and certain of the natural gas distribution utilities manage fuel-hedging programs implemented per the guidelines of their respective state PSCs or other applicable state regulatory agencies to hedge the impact of market fluctuations in natural gas prices for customers. Mississippi Power also manages wholesale fuel-hedging programs under agreements with its wholesale customers. Because energy from Southern Power's facilities is primarily sold under long-term PPAs with tolling agreements and provisions shifting substantially all of the responsibility for fuel cost to the counterparties, Southern Power's exposure to market volatility in commodity fuel prices and prices of electricity is generally limited. However, Southern Power has been and may continue to be exposed to market volatility in energy-related commodity prices as a result of uncontracted generating capacity. To mitigate residual risks relative to movements in electricity prices, the traditional electric operating companies and Southern Power may enter into physical fixed-price contracts for the purchase and sale of electricity through the wholesale electricity market and, to a lesser extent, financial hedge contracts for natural gas purchases; however, a significant portion of contracts are priced at market.

Certain of Southern Company Gas' non-regulated operations routinely utilize various types of derivative instruments to economically hedge certain commodity price and weather risks inherent in the natural gas industry. These instruments include a variety of exchange-traded and OTC energy contracts, such as forward contracts, futures contracts, options contracts, and swap agreements. Southern Company Gas' gas marketing services business also actively manages storage positions through a variety of hedging transactions for the purpose of managing exposures arising from changing natural gas prices. These hedging instruments are used to substantially protect economic margins (as spreads between wholesale and retail natural gas prices widen between periods) and thereby minimize exposure to declining earnings. Some of these economic hedge activities may not qualify, or may not be designated, for hedge accounting treatment.

## Management's Discussion and Analysis of Financial Condition and Results of Operations

The following table provides information related to variable interest rate exposure on long-term debt (including amounts due within one year) at December 31, 2023 for the applicable Registrants:

At December 31, 2023	Southern Company <sup>(*)</sup>	Alabama Power	Georgia Power	Mississippi Power	Southern Company Gas
	<i>(in millions, except percentages)</i>				
Long-term variable interest rate exposure	\$5,290	\$ 1,083	\$ 1,939	\$ 269	\$500
Weighted average interest rate on long-term variable interest rate exposure	5.87%	4.75%	5.48%	5.39%	5.85%
Impact on annualized interest expense of 100 basis point change in interest rates	\$ 53	\$ 11	\$ 19	\$ 3	\$ 5

(\*) Includes \$1.4 billion of long-term variable interest rate exposure at the Southern Company parent entity.

The Registrants may enter into interest rate derivatives designated as hedges, which are intended to mitigate interest rate volatility related to forecasted debt financings and existing fixed and floating rate obligations. See Note 14 to the financial statements under "Interest Rate Derivatives" for additional information.

Southern Company and Southern Power had foreign currency denominated debt at December 31, 2023 and have each mitigated exposure to foreign currency exchange rate risk through the use of foreign currency swaps. See Note 14 to the financial statements under "Foreign Currency Derivatives" for additional information.

Changes in fair value of energy-related derivative contracts for Southern Company and Southern Company Gas for the years ended December 31, 2023 and 2022 are provided in the table below. At December 31, 2023 and 2022, substantially all of the traditional electric operating companies' and certain of the natural gas distribution utilities' energy-related derivative contracts were designated as regulatory hedges and were related to the applicable company's fuel-hedging program.

	Southern Company <sup>(a)</sup>	Southern Company Gas <sup>(a)</sup>
	<i>(in millions)</i>	
<b>Contracts outstanding at December 31, 2021, assets (liabilities), net</b>	<b>\$ 174</b>	<b>\$ 8</b>
Contracts realized or settled	(327)	10
Current period changes <sup>(b)</sup>	142	(55)
<b>Contracts outstanding at December 31, 2022, assets (liabilities), net</b>	<b>\$ (11)</b>	<b>\$ (37)</b>
Contracts realized or settled	207	33
Current period changes <sup>(b)</sup>	(500)	(45)
<b>Contracts outstanding at December 31, 2023, assets (liabilities), net</b>	<b>\$ (304)</b>	<b>\$ (49)</b>

(a) Excludes cash collateral held on deposit in broker margin accounts of \$62 million, \$41 million, and \$3 million at December 31, 2023, 2022, and 2021, respectively, and immaterial premium and intrinsic value associated with weather derivatives for all periods presented.

(b) The changes in fair value of energy-related derivative contracts are substantially attributable to both the volume and the price of natural gas. Current period changes also include the changes in fair value of new contracts entered into during the period, if any.

The net hedge volumes of energy-related derivative contracts for natural gas purchased (sold) at December 31, 2023 and 2022 for Southern Company and Southern Company Gas were as follows:

	Southern Company	Southern Company Gas
	<i>mmBtu Volume (in millions)</i>	
<b>At December 31, 2023:</b>		
Commodity – Natural gas swaps	109	—
Commodity – Natural gas options	339	102
<b>Total hedge volume</b>	<b>448</b>	<b>102</b>
<b>At December 31, 2022:</b>		
Commodity – Natural gas swaps	217	—
Commodity – Natural gas options	214	93
<b>Total hedge volume</b>	<b>431</b>	<b>93</b>



## Management's Discussion and Analysis of Financial Condition and Results of Operations

Southern Company Gas' derivative contracts are comprised of both long and short natural gas positions. A long position is a contract to purchase natural gas, and a short position is a contract to sell natural gas. The volumes presented above for Southern Company Gas represent the net of long natural gas positions of 112 million mmBtu and short natural gas positions of 10 million mmBtu at December 31, 2023 and the net of long natural gas positions of 98 million mmBtu and short natural gas positions of 5 million mmBtu at December 31, 2022.

For the Southern Company system, the weighted average swap contract cost per mmBtu was approximately \$0.76 per mmBtu below market prices at December 31, 2023 and was approximately \$0.08 per mmBtu above market prices at December 31, 2022. The change in option fair value is primarily attributable to the volatility of the market and the underlying change in the natural gas price. Substantially all of the traditional electric operating companies' natural gas hedge gains and losses are recovered through their respective fuel cost recovery clauses.

The Registrants use over-the-counter contracts that are not exchange traded but are fair valued using prices which are market observable, and thus fall into Level 2 of the fair value hierarchy. In addition, Southern Company Gas uses exchange-traded market-observable contracts, which are categorized as Level 1. See Note 13 to the financial statements for further discussion of fair value measurements. The maturities of the energy-related derivative contracts for Southern Company and Southern Company Gas at December 31, 2023 were as follows:

	Fair Value Measurements of Contracts at December 31, 2023				
	Total Fair Value	Maturity			
		2024	2025 – 2026	2027 – 2028	Thereafter
		<i>(in millions)</i>			
<b>Southern Company</b>					
Level 1 <sup>(a)</sup>	\$ (40)	\$ (36)	\$ (4)	\$—	\$—
Level 2 <sup>(b)</sup>	(264)	(180)	(87)	1	2
Southern Company total <sup>(c)</sup>	<u>\$(304)</u>	<u>\$(216)</u>	<u>\$(91)</u>	<u>\$ 1</u>	<u>\$ 2</u>
<b>Southern Company Gas</b>					
Level 1 <sup>(a)</sup>	\$ (40)	\$ (36)	\$ (4)	\$—	\$—
Level 2 <sup>(b)</sup>	(9)	(8)	(1)	—	—
Southern Company Gas total <sup>(c)</sup>	<u>\$(49)</u>	<u>\$(44)</u>	<u>\$(5)</u>	<u>\$—</u>	<u>\$—</u>

(a) Valued using NYMEX futures prices.

(b) Level 2 amounts for Southern Company Gas are valued using basis transactions that represent the cost to transport natural gas from a NYMEX delivery point to the contract delivery point. These transactions are based on quotes obtained either through electronic trading platforms or directly from brokers.

(c) Excludes cash collateral of \$62 million as well as immaterial premium and associated intrinsic value associated with weather derivatives.

The Registrants are exposed to risk in the event of nonperformance by counterparties to energy-related and interest rate derivative contracts, as applicable. The Registrants only enter into agreements and material transactions with counterparties that have investment grade credit ratings by Moody's and S&P, or with counterparties who have posted collateral to cover potential credit exposure. Therefore, the Registrants do not anticipate market risk exposure from nonperformance by the counterparties. For additional information, see Note 1 to the financial statements under "Financial Instruments" and Note 14 to the financial statements.

### Credit Risk

Except as discussed herein, the Southern Company system is not exposed to any concentrations of credit risk.

Concentration of credit risk occurs at Atlanta Gas Light for amounts billed for services and other costs to its customers, which consist of the 13 Marketers in Georgia. For 2023, the four largest Marketers based on customer count, which includes SouthStar, accounted for 18% of Southern Company Gas' operating revenues.

## Consolidated Statements of Income

For the Years Ended December 31, 2023, 2022, and 2021

	2023	2022	2021
	<i>(in millions)</i>		
<b>Operating Revenues:</b>			
Retail electric revenues	\$16,343	\$18,197	\$14,852
Wholesale electric revenues	2,467	3,641	2,455
Other electric revenues	792	747	718
Natural gas revenues	4,702	5,962	4,380
Other revenues	949	732	708
Total operating revenues	25,253	29,279	23,113
<b>Operating Expenses:</b>			
Fuel	4,365	6,835	4,010
Purchased power	883	1,593	978
Cost of natural gas	1,644	3,004	1,619
Cost of other sales	560	396	357
Other operations and maintenance	6,093	6,573	5,902
Depreciation and amortization	4,525	3,663	3,565
Taxes other than income taxes	1,425	1,411	1,290
Estimated loss on Plant Vogtle Units 3 and 4	(68)	183	1,692
Impairment charges	—	251	2
Total operating expenses	19,427	23,909	19,415
<b>Operating Income</b>	5,826	5,370	3,698
<b>Other Income and (Expense):</b>			
Allowance for equity funds used during construction	268	224	190
Earnings from equity method investments	144	151	76
Interest expense, net of amounts capitalized	(2,446)	(2,022)	(1,837)
Other income (expense), net	553	500	449
Total other income and (expense)	(1,481)	(1,147)	(1,122)
<b>Earnings Before Income Taxes</b>	4,345	4,223	2,576
Income taxes	496	795	267
<b>Consolidated Net Income</b>	3,849	3,428	2,309
Dividends on preferred stock of subsidiaries	—	11	15
Net loss attributable to noncontrolling interests	(127)	(107)	(99)
<b>Consolidated Net Income Attributable to Southern Company</b>	\$ 3,976	\$ 3,524	\$ 2,393
<b>Common Stock Data:</b>			
Earnings per share —			
Basic	\$ 3.64	\$ 3.28	\$ 2.26
Diluted	3.62	3.26	2.24
Average number of shares of common stock outstanding — (in millions)			
Basic	1,092	1,075	1,061
Diluted	1,098	1,081	1,068

The accompanying notes are an integral part of these consolidated financial statements.

## Consolidated Statements of Comprehensive Income

For the Years Ended December 31, 2023, 2022, and 2021

	2023	2022	2021
		<i>(in millions)</i>	
<b>Consolidated Net Income</b>	<b>\$3,849</b>	\$3,428	\$2,309
Other comprehensive income (loss):			
Qualifying hedges:			
Changes in fair value, net of tax of \$(17), \$(19), and \$(16), respectively	(41)	(60)	(49)
Reclassification adjustment for amounts included in net income, net of tax of \$27, \$23, and \$31, respectively	69	73	96
Pension and other postretirement benefit plans:			
Benefit plan net gain (loss), net of tax of \$(14), \$18, and \$37, respectively	(39)	48	98
Reclassification adjustment for amounts included in net income, net of tax of \$—, \$3, and \$5, respectively	1	10	13
<b>Total other comprehensive income (loss)</b>	<b>(10)</b>	71	158
Dividends on preferred stock of subsidiaries	—	11	15
Comprehensive loss attributable to noncontrolling interests	(127)	(107)	(99)
<b>Consolidated Comprehensive Income Attributable to Southern Company</b>	<b>\$3,966</b>	\$3,595	\$2,551

The accompanying notes are an integral part of these consolidated financial statements.

## Consolidated Statements of Cash Flows

For the Years Ended December 31, 2023, 2022, and 2021

	2023	2022	2021
	(in millions)		
<b>Operating Activities:</b>			
Consolidated net income	\$ 3,849	\$ 3,428	\$ 2,309
Adjustments to reconcile consolidated net income to net cash provided from operating activities —			
Depreciation and amortization, total	4,986	4,064	3,973
Deferred income taxes	63	670	(49)
Utilization of federal investment tax credits	353	88	288
Allowance for equity funds used during construction	(268)	(224)	(190)
Pension, postretirement, and other employee benefits	(527)	(436)	(305)
Settlement of asset retirement obligations	(617)	(455)	(456)
Storm damage and reliability reserve accruals	124	430	288
Stock based compensation expense	137	127	144
Estimated loss on Plant Vogtle Units 3 and 4	(68)	183	1,692
Impairment charges	—	251	91
Retail fuel cost under recovery – long-term	(206)	(2,166)	(536)
Natural gas cost under recovery – long-term	—	207	(207)
Other, net	(138)	(25)	(89)
Changes in certain current assets and liabilities —			
–Receivables	482	(771)	(77)
–Retail fuel cost under recovery	686	(100)	(4)
–Fossil fuel for generation	(368)	(125)	99
–Materials and supplies	(345)	(160)	(130)
–Natural gas cost under recovery	108	158	(266)
–Other current assets	(106)	(186)	(270)
–Accounts payable	(863)	1,021	(8)
–Customer refunds	(157)	119	130
–Natural gas cost over recovery	214	—	—
–Other current liabilities	214	204	(258)
Net cash provided from operating activities	7,553	6,302	6,169
<b>Investing Activities:</b>			
Property additions	(9,095)	(7,923)	(7,586)
Nuclear decommissioning trust fund purchases	(1,142)	(1,125)	(1,598)
Nuclear decommissioning trust fund sales	1,121	1,112	1,593
Proceeds from dispositions	164	275	917
Cost of removal, net of salvage	(592)	(649)	(442)
Change in construction payables, net	18	203	(124)
Payments pursuant to LTSAs	(99)	(190)	(188)
Other investing activities	(43)	(133)	75
Net cash used for investing activities	(9,668)	(8,430)	(7,353)

The accompanying notes are an integral part of these consolidated financial statements.

## Consolidated Statements of Cash Flows (continued)

For the Years Ended December 31, 2023, 2022, and 2021

	2023	2022	2021
	<i>(in millions)</i>		
<b>Financing Activities:</b>			
Increase (decrease) in notes payable, net	973	(337)	530
Proceeds —			
Long-term debt	8,972	5,132	8,262
Short-term borrowings	350	2,650	325
Common stock	36	1,808	73
Redemptions and repurchases —			
Long-term debt	(4,294)	(2,158)	(4,327)
Short-term borrowings	(1,630)	(1,150)	(25)
Preferred stock	—	(298)	—
Capital contributions from noncontrolling interests	21	73	501
Distributions to noncontrolling interests	(234)	(259)	(351)
Payment of common stock dividends	(3,035)	(2,907)	(2,777)
Other financing activities	(160)	(218)	(266)
Net cash provided from financing activities	999	2,336	1,945
<b>Net Change in Cash, Cash Equivalents, and Restricted Cash</b>	<b>(1,116)</b>	<b>208</b>	<b>761</b>
<b>Cash, Cash Equivalents, and Restricted Cash at Beginning of Year</b>	<b>2,037</b>	<b>1,829</b>	<b>1,068</b>
<b>Cash, Cash Equivalents, and Restricted Cash at End of Year</b>	<b>\$ 921</b>	<b>\$ 2,037</b>	<b>\$ 1,829</b>
<b>Supplemental Cash Flow Information:</b>			
Cash paid during the period for —			
Interest (net of \$132, \$103, and \$92 capitalized, respectively)	\$ 2,184	\$ 1,758	\$ 1,718
Income taxes, net	132	146	93
Noncash transactions —			
Accrued property additions at year-end	1,027	1,024	866
LTSA credits utilized from the sale of spare parts	23	—	—
Contributions from noncontrolling interests	—	15	89
Contributions of wind turbine equipment	—	—	82

The accompanying notes are an integral part of these consolidated financial statements.

## Consolidated Balance Sheets

At December 31, 2023 and 2022

<b>Assets</b>	<b>2023</b>	<b>2022</b>
	<i>(in millions)</i>	
<b>Current Assets:</b>		
Cash and cash equivalents	\$ 748	\$ 1,917
Receivables —		
Customer accounts	2,030	2,128
Unbilled revenues	786	1,012
Under recovered fuel clause revenues	696	10
Other accounts and notes	519	637
Accumulated provision for uncollectible accounts	(68)	(71)
Materials and supplies	1,989	1,664
Fossil fuel for generation	943	575
Natural gas for sale	420	438
Prepaid expenses	406	347
Assets from risk management activities, net of collateral	36	115
Regulatory assets – asset retirement obligations	274	332
Natural gas cost under recovery	—	108
Other regulatory assets	1,120	860
Other current assets	533	344
<b>Total current assets</b>	<b>10,432</b>	<b>10,416</b>
<b>Property, Plant, and Equipment:</b>		
In service	128,428	117,529
Less: Accumulated depreciation	37,725	35,297
Plant in service, net of depreciation	90,703	82,232
Other utility plant, net	499	599
Nuclear fuel, at amortized cost	858	843
Construction work in progress	7,784	10,896
<b>Total property, plant, and equipment</b>	<b>99,844</b>	<b>94,570</b>
<b>Other Property and Investments:</b>		
Goodwill	5,161	5,161
Nuclear decommissioning trusts, at fair value	2,424	2,145
Equity investments in unconsolidated subsidiaries	1,368	1,443
Other intangible assets, net of amortization of \$376 and \$340, respectively	368	406
Miscellaneous property and investments	665	602
<b>Total other property and investments</b>	<b>9,986</b>	<b>9,757</b>
<b>Deferred Charges and Other Assets:</b>		
Operating lease right-of-use assets, net of amortization	1,432	1,531
Deferred charges related to income taxes	886	866
Prepaid pension costs	2,079	2,290
Unamortized loss on reacquired debt	220	238
Deferred under recovered retail fuel clause revenues	1,261	2,056
Regulatory assets – asset retirement obligations, deferred	5,459	5,764
Other regulatory assets, deferred	6,264	5,918
Other deferred charges and assets	1,468	1,485
<b>Total deferred charges and other assets</b>	<b>19,069</b>	<b>20,148</b>
<b>Total Assets</b>	<b>\$139,331</b>	<b>\$134,891</b>

The accompanying notes are an integral part of these consolidated financial statements.

## Consolidated Balance Sheets (continued)

At December 31, 2023 and 2022

Liabilities and Stockholders' Equity	2023	2022
	<i>(in millions)</i>	
<b>Current Liabilities:</b>		
Securities due within one year	\$ 2,476	\$ 4,285
Notes payable	2,314	2,609
Accounts payable	2,898	3,525
Customer deposits	503	502
Accrued taxes —		
Accrued income taxes	8	60
Other accrued taxes	860	764
Accrued interest	652	614
Accrued compensation	1,151	1,127
Asset retirement obligations	744	694
Liabilities from risk management activities, net of collateral	294	178
Operating lease obligations	183	197
Natural gas cost over recovery	214	—
Other regulatory liabilities	141	382
Other current liabilities	1,029	787
<b>Total current liabilities</b>	<b>13,467</b>	<b>15,724</b>
<b>Long-Term Debt</b>	<b>57,210</b>	<b>50,656</b>
<b>Deferred Credits and Other Liabilities:</b>		
Accumulated deferred income taxes	10,990	10,036
Deferred credits related to income taxes	4,674	5,235
Accumulated deferred ITCs	2,067	2,133
Employee benefit obligations	1,115	1,238
Operating lease obligations, deferred	1,307	1,388
Asset retirement obligations, deferred	9,573	10,146
Other cost of removal obligations	1,957	1,903
Other regulatory liabilities, deferred	715	733
Other deferred credits and liabilities	1,031	1,167
<b>Total deferred credits and other liabilities</b>	<b>33,429</b>	<b>33,979</b>
<b>Total Liabilities</b>	<b>104,106</b>	<b>100,359</b>
<b>Common Stockholders' Equity:</b>		
Common stock, par value \$5 per share (Authorized – 1.5 billion shares) (Issued – 1.1 billion shares; Treasury – 1.0 million shares)	5,423	5,417
Paid-in capital	13,775	13,673
Treasury, at cost	(59)	(53)
Retained earnings	12,482	11,538
Accumulated other comprehensive loss	(177)	(167)
<b>Total common stockholders' equity</b>	<b>31,444</b>	<b>30,408</b>
Noncontrolling interests	3,781	4,124
<b>Total Stockholders' Equity</b> (See accompanying statements)	<b>35,225</b>	<b>34,532</b>
<b>Total Liabilities and Stockholders' Equity</b>	<b>\$139,331</b>	<b>\$134,891</b>
<b>Commitments and Contingent Matters</b> (See notes)		

The accompanying notes are an integral part of these consolidated financial statements.

## Consolidated Statements of Stockholders' Equity

For the Years Ended December 31, 2023, 2022, and 2021

### Southern Company Common Stockholders' Equity

	Number of Common Shares		Common Stock			Retained Earnings	Accumulated Other Comprehensive Income (Loss)	Noncontrolling Interests	Total
	Issued	Treasury	Par Value	Paid-In Capital	Treasury				
<b>Balance at December 31, 2020</b>	1,058	(1)	\$5,268	\$11,834	\$ (46)	\$11,311	\$ (395)	\$4,262	\$32,234
Consolidated net income (loss)	—	—	—	—	—	2,393	—	(99)	2,294
Other comprehensive income	—	—	—	—	—	—	158	—	158
Stock issued	3	—	11	62	—	—	—	—	73
Stock-based compensation	—	—	—	62	—	—	—	—	62
Cash dividends of \$2.6200 per share	—	—	—	—	—	(2,777)	—	—	(2,777)
Capital contributions from noncontrolling interests	—	—	—	—	—	—	—	590	590
Distributions to noncontrolling interests	—	—	—	—	—	—	—	(351)	(351)
Other	—	—	—	(8)	(1)	2	—	—	(7)
<b>Balance at December 31, 2021</b>	1,061	(1)	5,279	11,950	(47)	10,929	(237)	4,402	32,276
Consolidated net income (loss)	—	—	—	—	—	3,524	—	(107)	3,417
Other comprehensive income	—	—	—	—	—	—	71	—	71
Stock issued	29	—	138	1,670	—	—	—	—	1,808
Stock-based compensation	—	—	—	44	—	—	—	—	44
Cash dividends of \$2.7000 per share	—	—	—	—	—	(2,907)	—	—	(2,907)
Capital contributions from noncontrolling interests	—	—	—	—	—	—	—	88	88
Distributions to noncontrolling interests	—	—	—	—	—	—	—	(259)	(259)
Other	—	—	—	9	(6)	(8)	(1)	—	(6)
<b>Balance at December 31, 2022</b>	1,090	(1)	5,417	13,673	(53)	11,538	(167)	4,124	34,532
Consolidated net income (loss)	—	—	—	—	—	3,976	—	(127)	3,849
Other comprehensive income (loss)	—	—	—	—	—	—	(10)	—	(10)
Stock issued	2	—	6	30	—	—	—	—	36
Stock-based compensation	—	—	—	73	—	—	—	—	73
Cash dividends of \$2.7800 per share	—	—	—	—	—	(3,035)	—	—	(3,035)
Capital contributions from noncontrolling interests	—	—	—	—	—	—	—	21	21
Distributions to noncontrolling interests	—	—	—	—	—	—	—	(236)	(236)
Other	—	—	—	(1)	(6)	3	—	(1)	(5)
<b>Balance at December 31, 2023</b>	1,092	(1)	\$5,423	\$13,775	\$ (59)	\$12,482	\$ (177)	\$3,781	\$35,225

The accompanying notes are an integral part of these consolidated financial statements.



## *Index to the Notes to Financial Statements*

68	<b>Note 1</b>	Summary of Significant Accounting Policies
82	<b>Note 2</b>	Regulatory Matters
102	<b>Note 3</b>	Contingencies, Commitments, and Guarantees
108	<b>Note 4</b>	Revenue from Contracts with Customers
111	<b>Note 5</b>	Property, Plant, and Equipment
115	<b>Note 6</b>	Asset Retirement Obligations
119	<b>Note 7</b>	Consolidated Entities and Equity Method Investments
122	<b>Note 8</b>	Financing
129	<b>Note 9</b>	Leases
137	<b>Note 10</b>	Income Taxes
143	<b>Note 11</b>	Retirement Benefits
167	<b>Note 12</b>	Stock Compensation
169	<b>Note 13</b>	Fair Value Measurements
175	<b>Note 14</b>	Derivatives
183	<b>Note 15</b>	Acquisitions and Dispositions
185	<b>Note 16</b>	Segment and Related Information

## Notes to Financial Statements

### 1. SUMMARY OF SIGNIFICANT ACCOUNTING POLICIES

#### General

Southern Company is the parent company of three traditional electric operating companies, as well as Southern Power, Southern Company Gas, SCS, Southern Linc, Southern Holdings, Southern Nuclear, PowerSecure, and other direct and indirect subsidiaries. The traditional electric operating companies – Alabama Power, Georgia Power, and Mississippi Power – are vertically integrated utilities providing electric service in three Southeastern states. Southern Power develops, constructs, acquires, owns, and manages power generation assets, including renewable energy projects, and sells electricity at market-based rates in the wholesale market. Southern Company Gas distributes natural gas through natural gas distribution utilities, including Nicor Gas (Illinois), Atlanta Gas Light (Georgia), Virginia Natural Gas, and Chattanooga Gas (Tennessee). Southern Company Gas is also involved in several other complementary businesses including gas pipeline investments and gas marketing services. Prior to the sale of Sequent on July 1, 2021, these businesses also included wholesale gas services. SCS, the system service company, provides, at cost, specialized services to Southern Company and its subsidiary companies. Southern Linc provides digital wireless communications for use by Southern Company and its subsidiary companies and also markets these services to the public and provides fiber optics services within the Southeast. Southern Holdings is an intermediate holding company subsidiary. Southern Nuclear operates and provides services to the Southern Company system's nuclear power plants, including Alabama Power's Plant Farley and Georgia Power's Plant Hatch and Plant Vogtle Units 1 through 3, and is currently managing construction and start-up of Plant Vogtle Unit 4. PowerSecure develops distributed energy and resilience solutions and deploys microgrids for commercial, industrial, governmental, and utility customers. See Note 15 for information regarding the sale of Sequent.

The Registrants' financial statements reflect investments in subsidiaries on a consolidated basis. Intercompany transactions have been eliminated in consolidation. The equity method is used for investments in entities in which a Registrant has significant influence but does not have control and for VIEs where a Registrant has an equity investment but is not the primary beneficiary. Southern Power has controlling ownership in certain legal entities for which the contractual provisions represent profit-sharing arrangements because the allocations of cash distributions and tax benefits are not based on fixed ownership percentages. For these arrangements, the noncontrolling interest is accounted for under a balance sheet approach utilizing the HLBV method. The HLBV method calculates each partner's share of income based on the change in net equity the partner can legally claim in a HLBV at the end of the period compared to the beginning of the period. See "Variable Interest Entities" herein and Note 7 for additional information.

The traditional electric operating companies, Southern Power, certain subsidiaries of Southern Company Gas, and certain other subsidiaries are subject to regulation by the FERC, and the traditional electric operating companies and the natural gas distribution utilities are also subject to regulation by their respective state PSCs or other applicable state regulatory agencies. As such, the respective financial statements of the applicable Registrants reflect the effects of rate regulation in accordance with GAAP and comply with the accounting policies and practices prescribed by relevant state PSCs or other applicable state regulatory agencies.

The preparation of financial statements in conformity with GAAP requires the use of estimates, and the actual results may differ from those estimates. Certain prior years' data presented in the financial statements have been reclassified to conform to the current year presentation. These reclassifications had no impact on the Registrants' results of operations, financial position, or cash flows.

## Notes to Financial Statements

### Recently Adopted Accounting Standards

In 2020, the FASB issued ASU 2020-04, *Reference Rate Reform (Topic 848): Facilitation of the Effects of Reference Rate Reform on Financial Reporting* (ASU 2020-04) providing temporary guidance to ease the potential burden in accounting for reference rate reform primarily resulting from the discontinuation of LIBOR, which began phasing out on December 31, 2021. The discontinuation date of the overnight 1-, 3-, 6-, and 12-month tenors of LIBOR was June 30, 2023, which was beyond the original effective date of ASU 2020-04; therefore, in December 2022, the FASB issued ASU 2022-06, *Reference Rate Reform (Topic 848): Deferral of the Sunset Date of Topic 848* (ASU 2022-06) to defer the sunset date of ASU 2020-04 from December 31, 2022 to December 31, 2024.

The amendments were elective and applied to all entities that have contracts, hedging relationships, and other transactions that reference LIBOR or another reference rate expected to be discontinued. The guidance (i) simplified accounting analyses under current GAAP for contract modifications; (ii) simplified the assessment of hedge effectiveness and allows hedging relationships affected by reference rate reform to continue; and (iii) allowed a one-time election to sell or transfer debt securities classified as held to maturity that reference a rate affected by reference rate reform. An entity could elect to apply the amendments prospectively from March 12, 2020 through December 31, 2024 by accounting topic. The Registrants elected to apply the amendments to modifications of debt and derivative arrangements that meet the scope of ASU 2020-04 and ASU 2022-06.

Certain provisions in PPAs at Southern Power included references to LIBOR. Contract amendments have been executed to change to a SOFR-based interest rate. Southern Power adopted and applied the practical expedients guidance to these PPAs. Additionally, the Registrants referenced LIBOR for certain debt and hedging arrangements. As of July 1, 2023, all of the debt and hedging arrangements of the Registrants had transitioned to a SOFR-based interest rate based on the terms of the agreements. There were no material impacts from the transition to SOFR and no impacts to any existing accounting conclusions. See Note 14 under "Interest Rate Derivatives" for additional information.

### Affiliate Transactions

The traditional electric operating companies, Southern Power, and Southern Company Gas have agreements with SCS under which certain of the following services are rendered to them at direct or allocated cost: general executive and advisory, general and design engineering, operations, purchasing, accounting, finance, treasury, legal, tax, information technology, marketing, auditing, insurance and pension administration, human resources, systems and procedures, digital wireless communications, cellular tower space, and other services with respect to business and operations, construction management, and Southern Company power pool transactions. These costs are primarily included in other operations and maintenance expenses or capitalized to property, plant, and equipment. Costs for these services from SCS in 2023, 2022, and 2021 were as follows:

	Alabama Power	Georgia Power	Mississippi Power	Southern Power	Southern Company Gas
			(in millions)		
2023	\$611	\$857	\$113	\$86	\$261
2022	549	762	115	86	262
2021	504	663	120	89	239

Alabama Power and Georgia Power also have agreements with Southern Nuclear under which Southern Nuclear renders the following nuclear-related services at cost: general executive and advisory services; general operations, management, and technical services; administrative services including procurement, accounting, employee relations, systems, and procedures services; strategic planning and budgeting services; other services with respect to business and operations; and, for Georgia Power, construction management. These costs are primarily included in other operations and maintenance expenses or capitalized to property, plant, and equipment. Costs for these services in 2023, 2022, and 2021 amounted to \$251 million, \$267 million, and \$258 million, respectively, for Alabama Power and \$899 million, \$895 million, and \$906 million, respectively, for Georgia Power. See Note 2 under "Georgia Power – Nuclear Construction" for additional information regarding Southern Nuclear's construction management of Plant Vogtle Unit 4 for Georgia Power.

Cost allocation methodologies used by SCS and Southern Nuclear prior to the repeal of the Public Utility Holding Company Act of 1935, as amended, were approved by the SEC. Subsequently, additional cost allocation methodologies have been reported to the FERC and management believes they are reasonable. The FERC permits services to be rendered at cost by system service companies.

Alabama Power's and Georgia Power's power purchases from affiliates through the Southern Company power pool are included in purchased power, affiliates on their respective statements of income. Mississippi Power's and Southern Power's power purchases from affiliates through the Southern Company power pool are included in purchased power on their respective statements of income and were as follows:

	Mississippi Power	Southern Power
	(in millions)	
2023	\$4	\$13
2022	4	29
2021	9	15

## Notes to Financial Statements

Georgia Power has entered into several PPAs with Southern Power for capacity and energy. Georgia Power's total expenses associated with these PPAs were \$143 million, \$151 million, and \$132 million in 2023, 2022, and 2021, respectively. Southern Power's total revenues from all PPAs with Georgia Power, included in wholesale revenue affiliates on Southern Power's consolidated statements of income, were \$145 million, \$154 million, and \$139 million for 2023, 2022, and 2021, respectively. Included within these revenues were affiliate PPAs accounted for as operating leases, which totaled \$116 million, \$116 million, and \$112 million for 2023, 2022, and 2021, respectively. See Note 9 for additional information. Also see Note 2 under "Georgia Power – Integrated Resource Plans" for information regarding additional affiliate PPAs commencing in 2024.

SCS (as agent for Alabama Power, Georgia Power, and Southern Power) and Southern Company Gas have long-term interstate natural gas transportation agreements with SNG that are governed by the terms and conditions of SNG's natural gas tariff and are subject to FERC regulation. See Note 7 under "Southern Company Gas – Equity Method Investments" for additional information. Transportation costs under these agreements in 2023, 2022, and 2021 were as follows:

	Alabama Power	Georgia Power	Southern Power	Southern Company Gas
		<i>(in millions)</i>		
2023	\$12	\$101	\$34	\$28
2022	18	99	37	27
2021	14	108	31	29

SCS, as agent for the traditional electric operating companies and Southern Power, has agreements with certain subsidiaries of Southern Company Gas to purchase natural gas. Natural gas purchases made under these agreements were immaterial for Alabama Power, Georgia Power, and Mississippi Power for all periods presented, immaterial for Southern Power in 2023 and 2022, and \$18 million for Southern Power in 2021.

Alabama Power and Mississippi Power jointly own Plant Greene County. The companies have an agreement under which Alabama Power operates Plant Greene County and Mississippi Power reimburses Alabama Power for its proportionate share of non-fuel operations and maintenance expenses, which totaled \$5 million, \$6 million, and \$10 million in 2023, 2022, and 2021, respectively. See Note 5 under "Joint Ownership Agreements" for additional information.

Alabama Power, Georgia Power, and Mississippi Power each have agreements with PowerSecure for equipment purchases and/or services related to utility infrastructure construction, distributed energy, and energy efficiency projects. Costs under these agreements were immaterial for all periods presented.

Southern Company Gas has a \$77 million contract with the U.S. General Services Administration to increase energy efficiency at certain federal buildings across Georgia, with completion expected by the end of 2024. Southern Company Gas engaged PowerSecure to provide the majority of the construction services under the contract. During 2023 and 2022, Southern Company Gas paid \$29 million and \$10 million, respectively, to PowerSecure related to this agreement.

See Note 7 under "SEGCO" for information regarding Alabama Power's and Georgia Power's equity method investment in SEGCO and related affiliate purchased power costs, as well as Alabama Power's gas pipeline ownership agreement with SEGCO.

Southern Power has several agreements with SCS for transmission services, which are billed to Southern Power based on the Southern Company Open Access Transmission Tariff as filed with the FERC. Transmission services purchased by Southern Power from SCS totaled \$33 million, \$39 million, and \$28 million for 2023, 2022, and 2021, respectively, and were charged to other operations and maintenance expenses in Southern Power's consolidated statements of income.

The traditional electric operating companies and Southern Power may jointly enter into various types of wholesale energy, natural gas, and certain other contracts, either directly or through SCS as agent. Each participating company may be jointly and severally liable for the obligations incurred under these agreements. See Note 14 under "Contingent Features" for additional information. Southern Power and the traditional electric operating companies generally settle amounts related to the above transactions on a monthly basis in the month following the performance of such services or the purchase or sale of electricity. See "Revenues – Southern Power" herein for additional information.

The traditional electric operating companies, Southern Power, and Southern Company Gas provide incidental services to and receive such services from other Southern Company subsidiaries which are generally minor in duration and amount. Except as described herein, the traditional electric operating companies, Southern Power, and Southern Company Gas neither provided nor received any material services to or from affiliates in any year presented.

## Notes to Financial Statements

### Regulatory Assets and Liabilities

The traditional electric operating companies and the natural gas distribution utilities are subject to accounting requirements for the effects of rate regulation. Regulatory assets represent probable future revenues associated with certain costs that are expected to be recovered from customers through the ratemaking process. Regulatory liabilities represent costs recovered that are expected to be incurred in the future or probable future reductions in revenues associated with amounts that are expected to be credited to customers through the ratemaking process.

In the event that a portion of a traditional electric operating company's or a natural gas distribution utility's operations is no longer subject to applicable accounting rules for rate regulation, such company would be required to write off to income or reclassify to AOCI related regulatory assets and liabilities that are not specifically recoverable through regulated rates. In addition, the traditional electric operating company or the natural gas distribution utility would be required to determine if any impairment to other assets, including plant, exists and write down the assets, if impaired, to their fair values. All regulatory assets and liabilities are to be reflected in rates. See Note 2 for additional information including details of regulatory assets and liabilities reflected in the balance sheets for Southern Company, the traditional electric operating companies, and Southern Company Gas.

### Revenues

The Registrants generate revenues from a variety of sources which are accounted for under various revenue accounting guidance, including revenue from contracts with customers, lease, derivative, and regulatory accounting. See Notes 4, 9, and 14 for additional information.

### Traditional Electric Operating Companies

The majority of the revenues of the traditional electric operating companies are generated from contracts with retail electric customers. These revenues, generated from the integrated service to deliver electricity when and if called upon by the customer, are recognized as a single performance obligation satisfied over time, at a tariff rate, and as electricity is delivered to the customer during the month. Unbilled revenues related to retail sales are accrued at the end of each fiscal period. Retail rates may include provisions to adjust revenues for fluctuations in fuel costs, fuel hedging, the energy component of purchased power costs, and certain other costs. Revenues are adjusted for differences between these actual costs and amounts billed in current regulated rates. Under or over recovered regulatory clause revenues are recorded in the balance sheets and are recovered from or returned to customers, respectively, through adjustments to the billing factors. See Note 2 for additional information regarding regulatory matters of the traditional electric operating companies.

Wholesale capacity revenues from PPAs are recognized in amounts billable under the contract terms. Energy and other revenues are generally recognized as services are provided. The contracts for capacity and energy in a wholesale PPA have multiple performance obligations where the contract's total transaction price is allocated to each performance obligation based on the standalone selling price. The standalone selling price is primarily determined by the price charged to customers for the specific goods or services transferred with the performance obligations. Generally, the traditional electric operating companies recognize revenue as the performance obligations are satisfied over time as electricity is delivered to the customer or as generation capacity is available to the customer.

For both retail and wholesale revenues, the traditional electric operating companies have elected to recognize revenue for their sales of electricity and capacity using the invoice practical expedient as they generally have a right to consideration in an amount that corresponds directly with the value to the customer of the performance completed to date and that may be invoiced. Payment for goods and services rendered is typically due in the subsequent month following satisfaction of the Registrants' performance obligation.

### Southern Power

Southern Power sells capacity and energy at rates specified under contractual terms in long-term PPAs. These PPAs are accounted for as leases, normal sale derivatives, or contracts with customers. Capacity revenues from PPAs classified as operating leases are recognized on a straight-line basis over the term of the agreement. Energy revenues are recognized in the period the energy is delivered. Capacity revenues from PPAs classified as sales-type leases are recognized by accounting for interest income on the net investment in the lease.

Southern Power's non-lease contracts commonly include capacity and energy which are considered separate performance obligations. In these contracts, the total transaction price is allocated to each performance obligation based on the standalone selling price. The standalone selling price is primarily determined by the price charged to customers for the specific goods or services transferred with the performance obligations. Generally, Southern Power recognizes revenue as the performance obligations are satisfied over time, as electricity is delivered to the customer or as generation capacity is made available to the customer.

Southern Power generally has a right to consideration in an amount that corresponds directly with the value to the customer of the performance completed to date and may recognize revenue in the amount to which the entity has a right to invoice. Payment for goods and services rendered is typically due in the subsequent month following satisfaction of Southern Power's performance obligation.

## Notes to Financial Statements

When multiple contracts exist with the same counterparty, the revenues from each contract are accounted for as separate arrangements.

Southern Power may also enter into contracts to sell short-term capacity in the wholesale electricity markets. These sales are generally classified as mark-to-market derivatives and net unrealized gains and losses on such contracts are recorded in wholesale revenues. See Note 14 and "Financial Instruments" herein for additional information.

### **Southern Company Gas**

#### **Gas Distribution Operations**

Southern Company Gas records revenues when goods or services are provided to customers. Those revenues are based on rates approved by the state regulatory agencies of the natural gas distribution utilities. Atlanta Gas Light operates in a deregulated natural gas market whereby Marketers, rather than a traditional utility, sell natural gas to end-use customers in Georgia and handle customer billing functions. As required by the Georgia PSC, Atlanta Gas Light bills Marketers in equal monthly installments for each residential, commercial, and industrial end-use customer's distribution costs as well as for capacity costs utilizing a seasonal rate design for the calculation of each residential end-use customer's annual straight-fixed-variable charge, which reflects the historic volumetric usage pattern for the entire residential class.

The majority of the revenues of Southern Company Gas are generated from contracts with natural gas distribution customers. Revenues from this integrated service to deliver gas when and if called upon by the customer are recognized as a single performance obligation satisfied over time and are recognized at a tariff rate as gas is delivered to the customer during the month.

The standalone selling price is primarily determined by the price charged to customers for the specific goods or services transferred with the performance obligations. Generally, Southern Company Gas recognizes revenue as the performance obligations are satisfied over time as natural gas is delivered to the customer. The performance obligations related to wholesale gas services are satisfied, and revenue is recognized, at a point in time when natural gas is delivered to the customer.

Southern Company Gas has elected to recognize revenue for sales of gas using the invoice practical expedient as it generally has a right to consideration in an amount that corresponds directly with the value to the customer of the performance completed to date and that may be invoiced. Payment for goods and services rendered is typically due in the subsequent month following satisfaction of Southern Company Gas' performance obligation.

With the exception of Atlanta Gas Light, the natural gas distribution utilities have rate structures that include volumetric rate designs that allow the opportunity to recover certain costs based on gas usage. Revenues from sales and transportation services are recognized in the same period in which the related volumes are delivered to customers. Revenues from residential and certain commercial and industrial customers are recognized on the basis of scheduled meter readings. Additionally, unbilled revenues are recognized for estimated deliveries of gas not yet billed to these customers, from the last bill date to the end of the accounting period. For other commercial and industrial customers, revenues are based on actual deliveries through the end of the period.

The tariffs for the natural gas distribution utilities include provisions which allow for the recognition of certain revenues prior to the time such revenues are billed to customers. These provisions are referred to as alternative revenue programs and provide for the recognition of certain revenues prior to billing, as long as the amounts recognized will be collected from customers within 24 months of recognition. Revenue related to alternative revenue programs was \$20 million, \$(5) million, and \$11 million in 2023, 2022, and 2021, respectively. These programs are as follows:

- *Weather normalization adjustments* – reduce customer bills when winter weather is colder than normal and increase customer bills when weather is warmer than normal and are included in the tariffs for Virginia Natural Gas and Chattanooga Gas;
- *Revenue normalization mechanisms* – mitigate the impact of conservation and declining customer usage and are contained in the tariffs for Virginia Natural Gas and Nicor Gas; and
- *Revenue true-up adjustment* – included within the provisions of the GRAM program in which Atlanta Gas Light participates as a short-term alternative to formal rate case filings, the revenue true-up feature provides for a positive (or negative) adjustment to record revenue in the amount of any variance to budgeted revenues, which are submitted and approved annually as a requirement of GRAM. Such adjustments are reflected in customer billings in a subsequent program year.

#### **Wholesale Gas Services**

Prior to the sale of Sequent on July 1, 2021, Southern Company Gas netted revenues from energy and risk management activities with the associated costs. Profits from sales between segments were eliminated and recognized as goods or services sold to end-use customers. Southern Company Gas recorded wholesale gas services' transactions that qualified as derivatives at fair value with changes in fair value recognized in earnings in the period of change and characterized as unrealized gains or losses. Gains and losses on derivatives held for energy trading purposes were presented on a net basis in revenue. See Note 15 under "Southern Company Gas" for additional information on the sale of Sequent.

## Notes to Financial Statements

### Gas Marketing Services

Southern Company Gas recognizes revenues from natural gas sales and transportation services in the same period in which the related volumes are delivered to customers and recognizes sales revenues from residential and certain commercial and industrial customers on the basis of scheduled meter readings. Southern Company Gas also recognizes unbilled revenues for estimated deliveries of gas not yet billed to these customers from the most recent meter reading date to the end of the accounting period. For other commercial and industrial customers and for all wholesale customers, revenues are based on actual deliveries during the period.

Southern Company Gas recognizes revenues on 12-month utility-bill management contracts as the lesser of cumulative earned or cumulative billed amounts.

### Concentration of Revenue

Southern Company, Alabama Power, Georgia Power, Mississippi Power (with the exception of its full requirements cost-based MRA electric tariffs described below), Southern Power, and Southern Company Gas each have a diversified base of customers and no single customer comprises 10% or more of each company's revenues.

Mississippi Power provides service under long-term contracts with rural electric cooperative associations and a municipality located in southeastern Mississippi under requirements cost-based MRA electric tariffs, which are subject to regulation by the FERC. The contracts with these wholesale customers represented 14.0% of Mississippi Power's total operating revenues in 2023.

### Fuel Costs

Fuel costs for the traditional electric operating companies and Southern Power are expensed as the fuel is used. Fuel expense generally includes fuel transportation costs and the cost of purchased emissions allowances as they are used. For Alabama Power and Georgia Power, fuel expense also includes the amortization of the cost of nuclear fuel. For the traditional electric operating companies, fuel costs also include gains and/or losses from fuel-hedging programs as approved by their respective state PSCs.

### Cost of Natural Gas

Excluding Atlanta Gas Light, which does not sell natural gas to end-use customers, Southern Company Gas charges its utility customers for natural gas consumed using natural gas cost recovery mechanisms set by the applicable state regulatory agencies. Under these mechanisms, all prudently-incurred natural gas costs are passed through to customers without markup, subject to regulatory review. Southern Company Gas defers or accrues the difference between the actual cost of natural gas and the amount of commodity revenue earned in a given period such that no operating income is recognized related to these costs. The deferred or accrued amount is either billed or refunded to customers prospectively through adjustments to the commodity rate. Deferred and accrued natural gas costs are included in the balance sheets as regulatory assets and regulatory liabilities, respectively.

Southern Company Gas' gas marketing services' customers are charged for actual or estimated natural gas consumed. Within cost of natural gas, Southern Company Gas also includes costs of lost and unaccounted for gas and gains and losses associated with certain derivatives.

### Income Taxes

The Registrants use the liability method of accounting for deferred income taxes and provide deferred income taxes for all significant income tax temporary differences. In accordance with regulatory requirements, deferred federal ITCs for the traditional electric operating companies are amortized over the average life of the related property, with such amortization normally applied as a credit to reduce depreciation and amortization in the statements of income. Southern Power's and the natural gas distribution utilities' deferred federal ITCs, as well as certain state ITCs for Nicor Gas, are amortized to income tax expense over the life of the respective asset.

Under current tax law, certain projects at Southern Power related to the construction of renewable facilities are eligible for federal ITCs. Southern Power estimates eligible costs which, as they relate to acquisitions, may not be finalized until the allocation of the purchase price to assets has been finalized. Southern Power applies the deferred method to ITCs, whereby the ITCs are recorded as a deferred credit and amortized to income tax expense over the life of the respective asset. Furthermore, the tax basis of the asset is reduced by 50% of the ITCs received, resulting in a net deferred tax asset. Southern Power has elected to recognize the tax benefit of this basis difference as a reduction to income tax expense in the year in which the plant reaches commercial operation. State ITCs are recognized as an income tax benefit in the period in which the credits are generated. In addition, certain projects are eligible for federal and state PTCs, which are recognized as an income tax benefit based on KWH production.

Federal ITCs and PTCs, as well as state ITCs and other state tax credits available to reduce income taxes payable, were not fully utilized in 2023 and will be carried forward and utilized in future years. In addition, Southern Company is expected to have various state net operating loss (NOL) carryforwards for certain of its subsidiaries, including Mississippi Power and Southern Power, which would result in income tax benefits in the future, if utilized. See Note 10 under "Current and Deferred Income Taxes – Tax Credit Carryforwards" and " – Net Operating Loss Carryforwards" for additional information.

## Notes to Financial Statements

In June 2023, the IRS issued temporary regulations related to the transferability of certain tax credits under the IRA. Southern Company and certain subsidiaries have tax credits that are eligible to be transferred. The discount recorded on transferred credits is booked through income tax expense.

Under current tax law, Georgia Power is eligible to generate advanced nuclear PTCs for Plant Vogtle Unit 3, which are recognized as an income tax benefit based on KWH production and are eligible to be transferred. Pursuant to the Global Amendments to the Vogtle Joint Ownership Agreements (as defined in Note 2 under "Georgia Power – Nuclear Construction – Joint Owner Contracts"), Georgia Power is purchasing advanced nuclear PTCs for Plant Vogtle Unit 3 from the other Vogtle Owners. The gain recognized on the purchase of the joint owner PTCs is recognized as an income tax benefit.

The Registrants recognize tax positions that are "more likely than not" of being sustained upon examination by the appropriate taxing authorities. See Note 10 under "Unrecognized Tax Benefits" for additional information.

### Other Taxes

Taxes imposed on and collected from customers on behalf of governmental agencies are presented net on the Registrants' statements of income and are excluded from the transaction price in determining the revenue related to contracts with a customer.

Southern Company Gas is taxed on its gas revenues by various governmental authorities, but is allowed to recover these taxes from its customers. Revenue taxes imposed on the natural gas distribution utilities are recorded at the amount charged to customers, which may include a small administrative fee, as operating revenues, and the related taxes imposed on Southern Company Gas are recorded as operating expenses on the statements of income. Revenue taxes included in operating expenses were \$129 million, \$158 million, and \$119 million in 2023, 2022, and 2021, respectively.

### Allowance for Funds Used During Construction and Interest Capitalized

The traditional electric operating companies and the natural gas distribution utilities record AFUDC, which represents the estimated debt and equity costs of capital funds that are necessary to finance the construction of new regulated facilities. While cash is not realized currently, AFUDC increases the revenue requirement and is recovered over the service life of the asset through a higher rate base and higher depreciation. The equity component of AFUDC is not taxable.

Interest related to financing the construction of new facilities at Southern Power and new facilities not included in the traditional electric operating companies' and Southern Company Gas' regulated rates is capitalized in accordance with standard interest capitalization requirements.

Total AFUDC and interest capitalized for the applicable Registrants in 2023, 2022, and 2021 was as follows:

	Southern Company	Alabama Power	Georgia Power <sup>(*)</sup>	Southern Power	Southern Company Gas
			<i>(in millions)</i>		
2023	\$ 400	\$ 109	\$ 251	\$ 3	\$ 37
2022	327	90	213	—	24
2021	282	68	190	6	18

(\*) See Note 2 under "Georgia Power – Nuclear Construction" for information on the inclusion of a portion of construction costs related to Plant Vogtle Unit 4 in Georgia Power's rate base.

The average AFUDC composite rates for 2023, 2022, and 2021 for the traditional electric operating companies and the natural gas distribution utilities were as follows:

	2023	2022	2021
Alabama Power	8.1%	7.9%	7.9%
Georgia Power <sup>(a)</sup>	7.6%	7.3%	7.2%
Mississippi Power <sup>(b)</sup>	—%	5.3%	2.5%
Southern Company Gas:			
Atlanta Gas Light	7.4%	7.6%	7.7%
Chattanooga Gas	7.1%	7.1%	7.1%
Nicor Gas	4.6%	2.0%	0.1%

(a) Excludes AFUDC related to the construction of Plant Vogtle Units 3 and 4. See Note 2 under "Georgia Power – Nuclear Construction" for additional information.

(b) Mississippi Power's AFUDC was immaterial in 2023.



## Notes to Financial Statements

### Impairment of Long-Lived Assets

The Registrants evaluate long-lived assets and finite-lived intangible assets for impairment when events or changes in circumstances indicate that the carrying amount of such assets may not be recoverable. The determination of whether an impairment has occurred is based on either a specific regulatory disallowance, a sales transaction price that is less than the asset group's carrying amount, or an estimate of undiscounted future cash flows attributable to the asset group, as compared with the carrying amount of the assets. If an impairment has occurred, the amount of the impairment loss recognized is determined by either the amount of regulatory disallowance or by the amount the carrying amount exceeds the estimated fair value of the assets. For assets identified as held for sale, the carrying amount is compared to the estimated fair value less the cost to sell in order to determine if an impairment loss is required. Until the assets are disposed of, their estimated fair value is re-evaluated when circumstances or events change. See Notes 7 and 9 under "Southern Company Gas" and "Southern Company Leveraged Lease," respectively, and Note 15 under "Southern Company" and "Southern Company Gas" for information regarding impairment charges recorded during the periods presented.

### Goodwill and Other Intangible Assets

Southern Power's intangible assets consist primarily of certain PPAs acquired, which are amortized over the term of the respective PPA. Southern Company Gas' goodwill and other intangible assets primarily relate to its 2016 acquisition by Southern Company. In addition to these items, Southern Company's goodwill and other intangible assets also relate to its 2016 acquisition of PowerSecure.

For its 2023 and 2022 annual impairment tests, Southern Company Gas management performed the qualitative assessment and determined that it was more likely than not that the fair value of all of its reporting units with goodwill exceeded their carrying amounts, and therefore no quantitative assessment was required. For its 2021 annual impairment test, Southern Company Gas management performed the quantitative assessment and confirmed that the fair values of all of its reporting units with goodwill exceeded their carrying amounts.

For its 2023 and 2021 annual impairment tests, PowerSecure management performed the quantitative assessment, which resulted in the fair value of PowerSecure exceeding its carrying amount. For its 2022 annual impairment test, PowerSecure management performed the quantitative assessment, which resulted in the fair value of PowerSecure being lower than its carrying amount. The fair value was estimated using a discounted cash flow analysis. The decline in fair value primarily resulted from declining macroeconomic conditions, reducing sales growth and estimated cash flows. As a result, a goodwill impairment of \$119 million was recorded in the fourth quarter 2022.

At December 31, 2023 and 2022, goodwill was as follows:

	At December 31, 2023	At December 31, 2022
	<i>(in millions)</i>	
Southern Company	\$ 5,161	\$ 5,161
Southern Company Gas:		
Gas distribution operations	\$ 4,034	\$ 4,034
Gas marketing services	981	981
Southern Company Gas total	\$ 5,015	\$ 5,015

## Notes to Financial Statements

At December 31, 2023 and 2022, other intangible assets were as follows:

	At December 31, 2023			At December 31, 2022		
	Gross Carrying Amount	Accumulated Amortization	Other Intangible Assets, Net	Gross Carrying Amount	Accumulated Amortization	Other Intangible Assets, Net
	<i>(in millions)</i>			<i>(in millions)</i>		
<b>Southern Company</b>						
Subject to amortization:						
Customer relationships	\$ 212	\$(172)	\$ 40	\$212	\$(162)	\$ 50
Trade names	64	(53)	11	64	(44)	20
PPA fair value adjustments	390	(148)	242	390	(129)	261
Other	3	(3)	—	5	(5)	—
Total subject to amortization	\$ 669	\$(376)	\$293	\$671	\$(340)	\$331
Not subject to amortization:						
FCC licenses	75	—	75	75	—	75
<b>Total other intangible assets</b>	<b>\$ 744</b>	<b>\$(376)</b>	<b>\$368</b>	<b>\$746</b>	<b>\$(340)</b>	<b>\$406</b>
<b>Southern Power<sup>(*)</sup></b>						
PPA fair value adjustments	\$ 390	\$(148)	\$242	\$390	\$(129)	\$261
<b>Southern Company Gas<sup>(*)</sup></b>						
Gas marketing services						
Customer relationships	\$ 156	\$(145)	\$ 11	\$156	\$(139)	\$ 17
Trade names	26	(21)	5	26	(17)	9
<b>Total other intangible assets</b>	<b>\$ 182</b>	<b>\$(166)</b>	<b>\$ 16</b>	<b>\$182</b>	<b>\$(156)</b>	<b>\$ 26</b>

(\*) All subject to amortization.

Amortization associated with other intangible assets in 2023, 2022, and 2021 was as follows:

	2023	2022	2021
	<i>(in millions)</i>		
Southern Company <sup>(a)</sup>	\$38	\$39	\$44
Southern Power <sup>(b)</sup>	20	20	20
Southern Company Gas:			
Gas marketing services	10	11	15

(a) Includes \$20 million annually recorded as a reduction to operating revenues.

(b) Recorded as a reduction to operating revenues.

At December 31, 2023, the estimated amortization associated with other intangible assets for the next five years is as follows:

	2024	2025	2026	2027	2028
	<i>(in millions)</i>				
Southern Company	\$35	\$32	\$27	\$24	\$24
Southern Power	20	20	20	20	20
Southern Company Gas	7	6	3	—	—

### Acquisition Accounting

At the time of an acquisition, management will assess whether acquired assets and activities meet the definition of a business. Acquisitions that meet the definition of a business are accounted for under the acquisition method, and operating results from the date of acquisition are included in the acquiring entity's financial statements. Identifiable assets acquired, liabilities assumed, and any noncontrolling interests (including any intangible assets) are recognized and measured at fair value. Assets acquired that do not meet the definition of a business are accounted for as an asset acquisition. The purchase price of each asset acquisition is allocated based on the relative fair value of assets acquired.

Determining the fair value of assets acquired and liabilities assumed requires management judgment and management may engage independent valuation experts to assist in this process. Fair values are determined by using market participant assumptions and typically include the timing and amounts of future cash flows, incurred construction costs, the nature of acquired contracts, discount rates, power

## Notes to Financial Statements

market prices, and expected asset lives. For potential or successful acquisitions that meet the definition of a business, any due diligence or transaction costs incurred are expensed as incurred. If the acquisition is an asset acquisition, direct and incremental transaction costs can be capitalized as a component of the cost of the assets acquired.

Historically, any contingent consideration relates to fixed amounts due to the seller once an acquired construction project is placed in service. For contingent consideration with variable payments, management fair values the arrangement with any changes recorded in the statements of income. See Note 13 for additional fair value information.

### Development Costs

For Southern Power, development costs are capitalized once a project is probable of completion, primarily based on a review of its economics and operational feasibility, as well as the status of power off-take agreements and regulatory approvals, if applicable. Southern Power's capitalized development costs are included in CWIP on the balance sheets. All of Southern Power's development costs incurred prior to the determination that a project is probable of completion are expensed as incurred and included in other operations and maintenance expense in the statements of income. If it is determined that a project is no longer probable of completion, any of Southern Power's capitalized development costs are expensed and included in other operations and maintenance expense in the statements of income.

### Long-Term Service Agreements

The traditional electric operating companies and Southern Power have entered into LTSAs for the purpose of securing maintenance support for certain of their generating facilities. The LTSAs cover all planned inspections on the covered equipment, which generally includes the cost of all labor and materials. The LTSAs also obligate the counterparties to cover the costs of unplanned maintenance on the covered equipment subject to limits and scope specified in each contract.

Payments made under the LTSAs for the performance of any planned inspections or unplanned capital maintenance are recorded in the statements of cash flows as investing activities. Receipts of major parts into materials and supplies inventory prior to planned inspections are treated as noncash transactions in the statements of cash flows. Any payments made prior to the work being performed are recorded as prepayments in other current assets and noncurrent assets on the balance sheets. At the time work is performed, an appropriate amount is accrued for future payments or transferred from the prepayment and recorded as property, plant, and equipment or expensed.

### Transmission Receivables/Prepayments

As a result of Southern Power's acquisition and construction of generating facilities, Southern Power has transmission receivables and/or prepayments representing the portion of interconnection network and transmission upgrades that will be reimbursed to Southern Power. Upon completion of the related project, transmission costs are generally reimbursed by the interconnection provider within a five-year period and the receivable/prepayments are reduced as payments or services are received.

### Cash, Cash Equivalents, and Restricted Cash

For purposes of the financial statements, temporary cash investments are considered cash equivalents. Temporary cash investments are securities with original maturities of 90 days or less.

## Notes to Financial Statements

The following table provides a reconciliation of cash, cash equivalents, and restricted cash reported within the balance sheets that total to the amount shown in the statements of cash flows for the applicable Registrants:

	Southern Company	Alabama Power	Georgia Power	Southern Power	Southern Company Gas
	<i>(in millions)</i>				
<b>At December 31, 2023</b>					
Cash and cash equivalents	\$ 748	\$324	\$ 9	\$124	\$33
Restricted cash <sup>(a)</sup> :					
Other current assets	141	85	37	17	2
Other deferred charges and assets	31	—	29	3	—
<b>Total cash, cash equivalents, and restricted cash<sup>(b)</sup></b>	<b>\$ 921</b>	<b>\$409</b>	<b>\$ 75</b>	<b>\$144</b>	<b>\$35</b>
<b>At December 31, 2022</b>					
Cash and cash equivalents	\$1,917	\$687	\$364	\$131	\$81
Restricted cash <sup>(a)</sup> :					
Other current assets	62	—	60	—	2
Other deferred charges and assets	58	—	56	3	—
<b>Total cash, cash equivalents, and restricted cash<sup>(b)</sup></b>	<b>\$2,037</b>	<b>\$687</b>	<b>\$480</b>	<b>\$133</b>	<b>\$83</b>

(a) For Alabama Power, reflects proceeds from the issuance of solid waste disposal facility revenue bonds in 2023. For Georgia Power, reflects proceeds from the issuance of solid waste disposal facility revenue bonds in 2022. See Note 8 under "Long-term Debt" for additional information. For Southern Power, reflects \$17 million at December 31, 2023 resulting from an arbitration award held to fund future replacement costs and \$3 million at both December 31, 2023 and 2022 held to fund estimated construction completion costs at the Deuel Harvest wind facility. See Note 3 under "General Litigation Matters – Southern Power" and Note 15 under "Southern Power" for additional information. For Southern Company Gas, reflects collateral for workers' compensation, life insurance, and long-term disability insurance.

(b) Total may not add due to rounding.

### Storm Damage and Reliability Reserves

In accordance with their respective state PSC orders, the traditional electric operating companies accrue certain amounts annually related to storm damage recovery. Each traditional electric operating company maintains a reserve to cover or is allowed to defer and recover the cost of damages from major storms to its transmission and distribution lines and, for Mississippi Power, the cost of uninsured damages to its generation facilities and other property. Alabama Power also has authority from the Alabama PSC to accrue certain additional amounts as circumstances warrant. Alabama Power recorded an additional accrual of \$65 million in 2021.

Storm damage reserve activity for the traditional electric operating companies during 2023 was as follows:

	Southern Company	Alabama Power	Georgia Power	Mississippi Power
	<i>(in millions)</i>			
Balance at December 31, 2022	\$216	\$ 97	\$ 83	\$ 36
Accrual	61	18	31	12
Weather-related damages	(211)	(39)	(168)	(4)
<b>Balance at December 31, 2023</b>	<b>\$ 66</b>	<b>\$ 76</b>	<b>\$ (54)</b>	<b>\$ 44</b>

The traditional electric operating companies accrued the following amounts related to storm damage recovery in 2022 and 2021:

	Southern Company <sup>(a)(b)</sup>	Alabama Power <sup>(a)</sup>	Georgia Power	Mississippi Power <sup>(b)</sup>
	<i>(in millions)</i>			
2022	\$ 239	\$ 19	\$ 213	\$ 7
2021	286	75	213	(2)

(a) Alabama Power's 2021 amount includes the \$65 million additional accrual discussed above.

(b) Mississippi Power's net accrual includes carrying costs, as well as amortization of related excess deferred income tax benefits.

In 2022, costs for weather-related damages charged against storm damage reserves totaled \$24 million and \$82 million for Alabama Power and Georgia Power, respectively, and were immaterial for Mississippi Power.

See Note 2 under "Alabama Power – Rate NDR," "Georgia Power – Storm Damage Recovery," and "Mississippi Power – System Restoration Rider" for additional information regarding each company's storm damage reserve.

## Notes to Financial Statements

During 2022, the Alabama PSC and the Mississippi PSC authorized Alabama Power and Mississippi Power, respectively, to make accruals to a reliability reserve if certain conditions are met. During 2023 and 2022, Alabama Power and Mississippi Power accrued the following amounts to their reliability reserves:

	Southern Company	Alabama Power	Mississippi Power
2023	\$ 63	(in millions) \$ 52	\$ 11
2022	191	166	25

See Note 2 under "Alabama Power – Reliability Reserve Accounting Order" and "Mississippi Power – Reliability Reserve Accounting Order" for additional information.

### Materials and Supplies

Materials and supplies for the traditional electric operating companies generally includes the average cost of transmission, distribution, and generating plant materials. Materials and supplies for Southern Company Gas generally includes propane gas inventory, liquefied natural gas inventory, fleet fuel, and other materials and supplies. Materials and supplies for Southern Power generally includes the average cost of generating plant materials.

Materials are recorded to inventory when purchased and then expensed or capitalized to property, plant, and equipment, as appropriate, at weighted average cost when installed. In addition, certain major parts are recorded as inventory when acquired and then capitalized at cost when installed to property, plant, and equipment.

### Fuel Inventory

Fuel inventory for the traditional electric operating companies includes the average cost of coal, natural gas, oil, transportation, and emissions allowances. Fuel inventory for Southern Power, which is included in other current assets, includes the average cost of oil, natural gas, and emissions allowances. Fuel is recorded to inventory when purchased and then expensed, at weighted average cost, as used. Emissions allowances granted by the EPA are included in inventory at zero cost. The traditional electric operating companies recover fuel expense through fuel cost recovery rates approved by each state PSC or, for wholesale rates, the FERC.

### Natural Gas for Sale

With the exception of Nicor Gas, Southern Company Gas records natural gas inventories on a weighted average cost of gas basis. In Georgia's deregulated, competitive environment, Marketers sell natural gas to firm end-use customers at market-based prices. On a monthly basis, Atlanta Gas Light assigns to Marketers the majority of the pipeline storage services that it has under contract, along with a corresponding amount of inventory. Atlanta Gas Light retains and manages a portion of its pipeline storage assets and related natural gas inventories for system balancing and to serve system demand.

Nicor Gas' natural gas inventory is carried at cost on a LIFO basis. Inventory decrements occurring during the year that are restored prior to year-end are charged to cost of natural gas at the estimated annual replacement cost. Inventory decrements that are not restored prior to year-end are charged to cost of natural gas at the actual LIFO cost of the inventory layers liquidated. The cost of natural gas, including inventory costs, is recovered from customers under a purchased gas recovery mechanism adjusted for differences between actual costs and amounts billed; therefore, LIFO liquidations have no impact on Southern Company's or Southern Company Gas' net income. At December 31, 2023, the Nicor Gas LIFO inventory balance was \$186 million. Based on the average cost of gas purchased in December 2023, the estimated replacement cost of Nicor Gas' inventory at December 31, 2023 was \$268 million.

### Provision for Uncollectible Accounts

The customers of the traditional electric operating companies and the natural gas distribution utilities are billed monthly. For the majority of receivables, a provision for uncollectible accounts is established based on historical collection experience and other factors. For the remaining receivables, if the company is aware of a specific customer's inability to pay, a provision for uncollectible accounts is recorded to reduce the receivable balance to the amount reasonably expected to be collected. If circumstances change, the estimate of the recoverability of accounts receivable could change as well. Circumstances that could affect this estimate include, but are not limited to, customer credit issues, customer deposits, and general economic conditions. Customers' accounts are written off once they are deemed to be uncollectible. For all periods presented, uncollectible accounts averaged less than 1% of revenues for each Registrant.

Credit risk exposure at Nicor Gas is mitigated by a bad debt rider approved by the Illinois Commission. The bad debt rider provides for the recovery from (or refund to) customers of the difference between Nicor Gas' actual bad debt experience on an annual basis and the benchmark bad debt expense used to establish its base rates for the respective year.

## Notes to Financial Statements

### Concentration of Credit Risk

Concentration of credit risk occurs at Atlanta Gas Light for amounts billed for services and other costs to its customers, which consist of 13 Marketers in Georgia (including SouthStar). The credit risk exposure to the Marketers varies seasonally, with the lowest exposure in the non-peak summer months and the highest exposure in the peak winter months. Marketers are responsible for the retail sale of natural gas to end-use customers in Georgia. The functions of the retail sale of gas include the purchase and sale of natural gas, customer service, billings, and collections. The provisions of Atlanta Gas Light's tariff allow Atlanta Gas Light to obtain credit security support in an amount equal to a minimum of two times a Marketer's highest month's estimated bill from Atlanta Gas Light.

### Financial Instruments

The traditional electric operating companies and Southern Power use derivative financial instruments to limit exposure to fluctuations in interest rates, the prices of certain fuel purchases, electricity purchases and sales, and occasionally foreign currency exchange rates. Southern Company Gas uses derivative financial instruments to limit exposure to fluctuations in natural gas prices, weather, interest rates, and commodity prices. All derivative financial instruments are recognized as either assets or liabilities on the balance sheets (included in "Other" or shown separately as "Risk Management Activities") and are measured at fair value. See Note 13 for additional information regarding fair value. Substantially all of the traditional electric operating companies' and Southern Power's bulk energy purchases and sales contracts that meet the definition of a derivative are excluded from fair value accounting requirements because they qualify for the "normal" scope exception, and are accounted for under the accrual method. Derivative contracts that qualify as cash flow hedges of anticipated transactions or are recoverable through the traditional electric operating companies' and the natural gas distribution utilities' fuel-hedging programs result in the deferral of related gains and losses in AOCI or regulatory assets and liabilities, respectively, until the hedged transactions occur. Other derivative contracts that qualify as fair value hedges are marked to market through current period income and are recorded on a net basis in the statements of income. Cash flows from derivatives are classified on the statements of cash flows in the same category as the hedged item. See Note 14 for additional information regarding derivatives.

The Registrants offset fair value amounts recognized for multiple derivative instruments executed with the same counterparty under netting arrangements. The Registrants had no outstanding collateral repayment obligations or rights to reclaim collateral arising from derivative instruments recognized at December 31, 2023.

The Registrants are exposed to potential losses related to financial instruments in the event of counterparties' nonperformance. The Registrants have established risk management policies and controls to determine and monitor the creditworthiness of counterparties in order to mitigate their exposure to counterparty credit risk.

### Southern Company Gas

Southern Company Gas enters into weather derivative contracts as economic hedges of natural gas revenues in the event of warmer-than-normal weather in the Heating Season. Exchange-traded options are carried at fair value, with changes reflected in natural gas revenues. Non-exchange-traded options are accounted for using the intrinsic value method. Changes in the intrinsic value for non-exchange-traded contracts are also reflected in natural gas revenues in the statements of income.

Southern Company Gas enters into transactions to secure transportation capacity between delivery points in order to serve its customers and various markets. NYMEX futures and OTC contracts are used to capture the price differential or spread between the locations served by the capacity to substantially protect the natural gas revenues that will ultimately be realized when the physical flow of natural gas between delivery points occurs. These contracts generally meet the definition of derivatives and are carried at fair value on the balance sheets, with changes in fair value included in earnings in the period of change. These contracts are not designated as hedges for accounting purposes.

The purchase, transportation, storage, and sale of natural gas are accounted for on a weighted average cost or accrual basis, as appropriate, rather than on the fair value basis utilized for the derivatives used to mitigate the natural gas price risk associated with the storage and transportation portfolio. Monthly demand charges are incurred for the contracted storage and transportation capacity and payments associated with asset management agreements, and these demand charges and payments are recognized on the statements of income in the period they are incurred. This difference in accounting methods can result in volatility in reported earnings, even though the economic margin is substantially unchanged from the dates the transactions were consummated.

### Comprehensive Income

The objective of comprehensive income is to report a measure of all changes in common stock equity of an enterprise that result from transactions and other economic events of the period other than transactions with owners. Comprehensive income consists of net income attributable to the Registrant, changes in the fair value of qualifying cash flow hedges, and reclassifications for amounts included in net income. Comprehensive income also consists of certain changes in pension and other postretirement benefit plans for Southern Company, Southern Power, and Southern Company Gas.

## Notes to Financial Statements

AOCl (loss) balances, net of tax effects, for Southern Company, Southern Power, and Southern Company Gas were as follows:

	Qualifying Hedges	Pension and Other Postretirement Benefit Plans	Accumulated Other Comprehensive Income (Loss) <sup>(*)</sup>
	<i>(in millions)</i>		
<b>Southern Company</b>			
Balance at December 31, 2022	\$(149)	\$ (18)	\$(167)
Current period change	28	(38)	(10)
<b>Balance at December 31, 2023</b>	<b>\$(121)</b>	<b>\$ (56)</b>	<b>\$(177)</b>
<b>Southern Power</b>			
Balance at December 31, 2022	\$ (9)	\$ (9)	\$ (18)
Current period change	8	(7)	1
<b>Balance at December 31, 2023</b>	<b>\$ (1)</b>	<b>\$ (16)</b>	<b>\$ (17)</b>
<b>Southern Company Gas</b>			
Balance at December 31, 2022	\$ (25)	\$ 56	\$ 31
Current period change	1	(16)	(15)
<b>Balance at December 31, 2023</b>	<b>\$ (24)</b>	<b>\$ 40</b>	<b>\$ 16</b>

(\*) May not add due to rounding.

### Variable Interest Entities

The Registrants may hold ownership interests in a number of business ventures with varying ownership structures. Partnership interests and other variable interests are evaluated to determine if each entity is a VIE. The primary beneficiary of a VIE is required to consolidate the VIE when it has both the power to direct the activities of the VIE that most significantly impact the VIE's economic performance and the obligation to absorb losses or the right to receive benefits from the VIE that could potentially be significant to the VIE. See Note 7 for additional information regarding VIEs.

## Notes to Financial Statements

### 2. REGULATORY MATTERS

#### Regulatory Assets and Liabilities

Details of regulatory assets and (liabilities) reflected in the balance sheets at December 31, 2023 and 2022 are provided in the following tables:

	Southern Company	Alabama Power	Georgia Power	Mississippi Power	Southern Company Gas
	<i>(in millions)</i>				
<b>At December 31, 2023</b>					
AROs <sup>(a)(w)</sup>	\$ 5,733	\$ 1,936	\$ 3,505	\$ 247	\$ —
Retiree benefit plans <sup>(b)(w)</sup>	3,011	815	976	140	146
Remaining net book value of retired assets <sup>(c)</sup>	1,357	499	841	17	—
Deferred income tax charges <sup>(d)</sup>	897	262	605	28	—
Under recovered regulatory clause revenues <sup>(e)</sup>	413	381	—	12	20
Fuel-hedging (realized and unrealized) losses <sup>(f)</sup>	270	100	121	49	—
Deferred depreciation <sup>(g)</sup>	270	143	127	—	—
Environmental remediation <sup>(h)(w)</sup>	255	—	20	—	235
Loss on reacquired debt <sup>(i)</sup>	238	35	197	5	1
Vacation pay <sup>(j)(w)</sup>	217	83	107	11	16
Software and cloud computing costs <sup>(k)</sup>	150	59	84	2	5
Regulatory clauses <sup>(l)</sup>	140	112	—	—	28
Storm damage <sup>(m)</sup>	92	—	54	38	—
Nuclear outage <sup>(n)</sup>	83	50	33	—	—
Long-term debt fair value adjustment <sup>(o)</sup>	60	—	—	—	60
Qualifying repairs of natural gas distribution systems <sup>(p)</sup>	40	—	—	—	40
Plant Daniel Units 3 and 4 <sup>(q)</sup>	25	—	—	25	—
Kemper County energy facility assets, net <sup>(r)</sup>	7	—	—	7	—
Other regulatory assets <sup>(s)</sup>	182	39	33	18	93
Deferred income tax credits <sup>(d)</sup>	(4,686)	(1,506)	(2,161)	(241)	(759)
Other cost of removal obligations <sup>(a)</sup>	(1,312)	28	617	(186)	(1,771)
Over recovered regulatory clause revenues <sup>(e)</sup>	(287)	(3)	(46)	—	(238)
Reliability reserves <sup>(t)</sup>	(179)	(143)	—	(36)	—
Storm/property damage reserves <sup>(t)</sup>	(120)	(76)	—	(44)	—
Customer refunds <sup>(u)</sup>	(19)	(15)	(4)	—	—
Fuel-hedging (realized and unrealized) gains <sup>(f)</sup>	(6)	(5)	(1)	—	—
Other regulatory liabilities <sup>(v)</sup>	(308)	(74)	(18)	(2)	(101)
<b>Total regulatory assets (liabilities), net</b>	<b>\$ 6,523</b>	<b>\$ 2,720</b>	<b>\$ 5,090</b>	<b>\$ 90</b>	<b>\$ (2,225)</b>
<b>At December 31, 2022</b>					
AROs <sup>(a)(w)</sup>	\$ 6,096	\$ 1,971	\$ 3,829	\$ 242	\$ —
Retiree benefit plans <sup>(b)(w)</sup>	2,517	675	848	113	114
Remaining net book value of retired assets <sup>(c)</sup>	1,543	562	962	19	—
Under recovered regulatory clause revenues <sup>(e)</sup>	953	788	—	31	134
Deferred income tax charges <sup>(d)</sup>	866	250	583	30	—
Environmental remediation <sup>(h)(w)</sup>	294	—	25	—	269
Loss on reacquired debt <sup>(i)</sup>	257	38	213	5	1
Vacation pay <sup>(j)(w)</sup>	212	82	108	10	12
Regulatory clauses <sup>(l)</sup>	142	142	—	—	—
Software and cloud computing costs <sup>(k)</sup>	111	46	59	—	6
Nuclear outage <sup>(n)</sup>	82	52	30	—	—
Long-term debt fair value adjustment <sup>(o)</sup>	69	—	—	—	69
Fuel-hedging (realized and unrealized) losses <sup>(f)</sup>	60	15	45	—	—
Storm damage <sup>(m)</sup>	44	—	—	44	—
Plant Daniel Units 3 and 4 <sup>(q)</sup>	27	—	—	27	—
Qualifying repairs of natural gas distribution systems <sup>(p)</sup>	26	—	—	—	26
Kemper County energy facility assets, net <sup>(r)</sup>	20	—	—	20	—
Other regulatory assets <sup>(s)</sup>	171	36	27	16	92
Deferred income tax credits <sup>(d)</sup>	(5,251)	(1,925)	(2,244)	(269)	(788)
Other cost of removal obligations <sup>(a)</sup>	(1,430)	11	462	(196)	(1,707)
Storm/property damage reserves <sup>(t)</sup>	(216)	(97)	(83)	(36)	—
Reliability reserves <sup>(t)</sup>	(191)	(166)	—	(25)	—
Customer refunds <sup>(u)</sup>	(183)	(62)	(121)	—	—
Fuel-hedging (realized and unrealized) gains <sup>(f)</sup>	(83)	(38)	(21)	(24)	—
Over recovered regulatory clause revenues <sup>(e)</sup>	(64)	—	(38)	—	(26)
Other regulatory liabilities <sup>(v)</sup>	(239)	(40)	(21)	(3)	(93)
<b>Total regulatory assets (liabilities), net</b>	<b>\$ 5,833</b>	<b>\$ 2,340</b>	<b>\$ 4,663</b>	<b>\$ 4</b>	<b>\$ (1,891)</b>



## Notes to Financial Statements

Unless otherwise noted, the following recovery and amortization periods for these regulatory assets and (liabilities) have been approved by the respective state PSC or regulatory agency:

- (a) AROs and other cost of removal obligations generally are recorded over the related property lives, which may range up to 64 years for Alabama Power, 56 years for Georgia Power, 55 years for Mississippi Power, and 85 years for Southern Company Gas. AROs and cost of removal obligations are settled and trued up following completion of the related activities. Alabama Power is recovering CCR ARO expenditures over a 38-year period ending in 2054 through Rate CNP Compliance. Effective January 1, 2023, Georgia Power is recovering CCR ARO expenditures over four-year periods through its ECCR tariff. Prior to 2023, expenditures were recovered over three-year periods. See "Georgia Power – Rate Plans" herein and Note 6 for additional information.
- (b) Recovered and amortized over the average remaining service period, which may range up to 13 years for Alabama Power and Mississippi Power and up to 14 years for Georgia Power and Southern Company Gas. Southern Company's balances also include amounts at SCS and Southern Nuclear that are allocated to the applicable regulated utilities. See Note 11 for additional information.
- (c) Alabama Power: Primarily represents the net book value of Plant Gorgas Unit 10 (\$451 million at December 31, 2023) being amortized over 14 years (through 2037) and Plant Barry Unit 4 (\$39 million at December 31, 2023) being amortized over 11 years (through 2034). See "Alabama Power – Environmental Accounting Order" herein for additional information.  
Georgia Power: Net book values of Plant Wansley Units 1 and 2, Plant Hammond Units 1 through 4, and Plant Branch Unit 4 (totaling \$488 million, \$339 million, and \$8 million, respectively, at December 31, 2023) are being amortized over remaining periods between one and 12 years (between 2024 and 2035). Balance also includes unusable materials and supplies inventories, for which the Georgia PSC will determine a recovery period in a future base rate case.  
Mississippi Power: Represents net book value of certain environmental compliance assets at Plant Watson and Plant Greene County. The retail portion is being amortized over a 10-year period through 2030 and the wholesale portion is being amortized over a 14-year period through 2035. See "Mississippi Power – Environmental Compliance Overview Plan" herein for additional information.
- (d) Deferred income tax charges are recovered and deferred income tax credits are primarily amortized over the related property lives, which may range up to 64 years for Alabama Power, 56 years for Georgia Power, 55 years for Mississippi Power, and 85 years for Southern Company Gas. See Note 10 for additional information. As a result of the Tax Reform Legislation, these accounts include certain deferred income tax assets and liabilities not subject to normalization, as described further below:  
Alabama Power: Related amounts at December 31, 2023 include excess federal deferred income tax liabilities that are available for the benefit of customers in 2024 and/or 2025, as discussed under "Alabama Power – Excess Accumulated Deferred Income Tax Accounting Order" herein. Remaining amounts are being recovered and amortized ratably over the related property lives.  
Georgia Power: Related amounts include \$145 million of deferred income tax assets related to construction costs for Plant Vogtle Units 3 and 4 to be recovered over a 10-year period beginning the month after Unit 4 achieves commercial operation. See "Georgia Power – Nuclear Construction – Regulatory Matters" herein for additional information on recovery of costs related to Plant Vogtle Units 3 and 4.  
Mississippi Power: Related amounts include retail deferred income tax liabilities (\$11 million at December 31, 2023) that are expected to be fully amortized through 2024.  
Southern Company Gas: Related amounts include deferred income tax liabilities (\$1 million at December 31, 2023) being amortized through 2024. See "Southern Company Gas – Rate Proceedings" herein for additional information.
- (e) Alabama Power: Balances are recorded monthly and expected to be recovered over periods of up to seven years, with the majority expected to be recovered within one year. See "Alabama Power – Rate CNP PPA," " – Rate CNP Compliance," and " – Rate ECR" herein for additional information.  
Georgia Power: Balances are recorded monthly and expected to be recovered or returned within two years. See "Georgia Power – Rate Plans" herein for additional information.  
Mississippi Power: At December 31, 2023, \$12 million is expected to be recovered through various rate recovery mechanisms over a period to be determined in future rate filings. See "Mississippi Power – Ad Valorem Tax Adjustment" herein for additional information.  
Southern Company Gas: Balances are recorded and recovered or amortized over periods generally not exceeding five years. In addition to natural gas cost recovery mechanisms, the natural gas distribution utilities have various other cost recovery mechanisms for the recovery of costs, including those related to infrastructure replacement programs.
- (f) Fuel-hedging assets and liabilities are recorded over the life of the underlying hedged purchase contracts. Upon final settlement, actual costs incurred are recovered through the applicable traditional electric operating company's fuel cost recovery mechanism. Purchase contracts generally do not exceed three and a half years for Alabama Power, three years for Georgia Power, and four years for Mississippi Power.
- (g) Alabama Power: Represents deferred depreciation expense for Plant Barry Unit 5 (\$57 million at December 31, 2023) and Plant Barry common coal assets (\$24 million at December 31, 2023) to be amortized until 2036 beginning when Plant Barry Unit 5 is retired and Plant Gaston Unit 5 coal assets (\$62 million at December 31, 2023) to be amortized until 2039 beginning when the assets are retired.  
Georgia Power: Represents deferred depreciation expense for Plant Scherer Units 1 through 3 (\$70 million at December 31, 2023) to be amortized over six years beginning in 2029 and Plant Bowen Units 1 and 2 (\$40 million at December 31, 2023) to be amortized over four years beginning in 2031, both as approved under Georgia Power's 2022 ARP, and Plant Vogtle Unit 3 and common facilities (\$17 million at December 31, 2023) to be amortized over a 10-year period beginning the month after Plant Vogtle Unit 4 achieves commercial operation. See "Georgia Power – Nuclear Construction – Regulatory Matters" herein for additional information on recovery of costs related to Plant Vogtle Units 3 and 4.
- (h) Effective January 1, 2023, Georgia Power is recovering \$5 million annually for environmental remediation under the 2022 ARP. Southern Company Gas' costs are recovered through environmental cost recovery mechanisms when the remediation work is performed. See Note 3 under "Environmental Remediation" for additional information.
- (i) Recovered over either the remaining life of the original issue or, if refinanced, over the remaining life of the new issue. At December 31, 2023, the remaining amortization periods do not exceed 24 years for Alabama Power, 29 years for Georgia Power, 18 years for Mississippi Power, and four years for Southern Company Gas.
- (j) Recorded as earned by employees and recovered as paid, generally within one year. Includes both vacation and banked holiday pay, if applicable.
- (k) Represents certain deferred operations and maintenance costs associated with software and cloud computing projects. For Alabama Power, costs are amortized ratably over the life of the related software, which ranges up to 10 years (through 2034). See "Alabama Power – Software Accounting Order"

## Notes to Financial Statements

herein for additional information. For Georgia Power, costs incurred through 2022 are being amortized over five years (through 2027) and the recovery period for costs incurred after 2022 will be determined in its next base rate case. For Mississippi Power, the recovery period will be determined in Mississippi Power's annual PEP filing process. For Southern Company Gas, costs are being amortized ratably over the life of the related software, which ranges up to 10 years (through 2034).

- (l) Alabama Power: Effective January 1, 2023, balance is being amortized through Rate RSE over a five-year period ending in 2027.  
Southern Company Gas: Represents amounts related to Nicor Gas' volume balancing adjustment rider expected to be recovered over a period of less than two years.
- (m) See "Georgia Power – Storm Damage Recovery" herein and Note 1 under "Storm Damage and Reliability Reserves" for additional information. Mississippi Power's balance represents deferred storm costs associated with Hurricanes Ida and Zeta being recovered through PEP over a seven-year period through 2029.
- (n) Nuclear outage costs are deferred to a regulatory asset when incurred and amortized over a subsequent period of 18 months for Alabama Power and up to 24 months for Georgia Power. See Note 5 for additional information.
- (o) Recovered over the remaining lives of the original debt issuances at acquisition, which range up to 15 years at December 31, 2023.
- (p) Represents deferred costs of certain repairs at Atlanta Gas Light being amortized over 20 years.
- (q) Represents the difference between Mississippi Power's revenue requirement for Plant Daniel Units 3 and 4 under purchase accounting and operating lease accounting. At December 31, 2023, consists of the \$17 million retail portion being amortized through 2039 over the remaining life of the related property and the \$8 million wholesale portion being amortized through 2035.
- (r) At December 31, 2023, includes \$9 million of regulatory assets (wholesale) expected to be fully amortized by 2035 and \$2 million of regulatory liabilities (retail) expected to be fully amortized by 2024.
- (s) Comprised of numerous immaterial components with remaining amortization periods at December 31, 2023 generally not exceeding 20 years for Alabama Power, 10 years for Georgia Power, 14 years for Mississippi Power, and 15 years for Southern Company Gas.
- (t) Utilized as related expenses are incurred. See "Alabama Power – Rate NDR" and " – Reliability Reserve Accounting Order," "Georgia Power – Storm Damage Recovery," and "Mississippi Power – System Restoration Rider" and " – Reliability Reserve Accounting Order" herein and Note 1 under "Storm Damage and Reliability Reserves" for additional information.
- (u) Primarily includes approximately \$15 million and \$62 million at December 31, 2023 and 2022, respectively, for Alabama Power and \$119 million at December 31, 2022 for Georgia Power as a result of each company exceeding its allowed retail return range. Georgia Power's balances also include immaterial amounts related to refunds for transmission service customers. See "Alabama Power – Rate RSE" and "Georgia Power – Rate Plans" herein for additional information.
- (v) Comprised of numerous immaterial components with remaining amortization periods at December 31, 2023 generally not exceeding 11 years for Alabama Power, nine years for Georgia Power, four years for Mississippi Power, and 20 years for Southern Company Gas.
- (w) Generally not earning a return as they are excluded from rate base or are offset in rate base by a corresponding asset or liability.

### Alabama Power

Alabama Power's revenues from regulated retail operations are collected through various rate mechanisms subject to the oversight of the Alabama PSC. Alabama Power currently recovers its costs from the regulated retail business primarily through Rate RSE, Rate CNP, Rate ECR, and Rate NDR. In addition, the Alabama PSC issues accounting orders to address current events impacting Alabama Power.

### Renewable Generation Certificate

Through the issuance of a Renewable Generation Certificate (RGC), Alabama Power is authorized by the Alabama PSC to procure renewable capacity and energy and to market the related energy and environmental attributes to customers and other third parties. On April 4, 2023, the Alabama PSC approved two new solar PPAs totaling 160 MWs. Upon approval of these PPAs, Alabama Power had procured solar capacity totaling approximately 490 MWs under the RGC's original 500-MW limit.

On June 14, 2023, the Alabama PSC issued an order approving modifications to Alabama Power's RGC. The modifications authorized Alabama Power to procure an additional 2,400 MWs of renewable capacity and energy by June 14, 2029 and to market the related energy and environmental attributes to customers and other third parties. The modifications also increased the size of allowable renewable projects from 80 MWs to 200 MWs and increased the annual approval limit from 160 MWs to 400 MWs.

### Rate RSE

The Alabama PSC has adopted Rate RSE that provides for periodic annual adjustments based upon Alabama Power's projected weighted common equity return (WCER) compared to an allowable range. Rate RSE adjustments are based on forward-looking information for the applicable upcoming calendar year. Rate RSE adjustments for any two-year period, when averaged together, cannot exceed 4.0% and any annual adjustment is limited to 5.0%. When the projected WCER is under the allowed range, there is an adjusting point of 5.98% and eligibility for a performance-based adder of seven basis points, or 0.07%, to the WCER adjusting point if Alabama Power (i) has an "A" credit rating equivalent with at least one of the recognized rating agencies or (ii) is in the top one-third of a designated customer value benchmark survey.

Alabama Power continues to reduce growth in total debt by increasing equity, with corresponding reductions in debt issuances, thereby de-leveraging its capital structure. Alabama Power's goal is to achieve an equity ratio of approximately 55% by the end of 2025. At December 31, 2023 and 2022, Alabama Power's equity ratio was approximately 52.3% and 52.2%, respectively.

## Notes to Financial Statements

Generally, during a year without a Rate RSE upward adjustment, if Alabama Power's actual WCER is between 6.15% and 7.65%, customers will receive 25% of the amount between 6.15% and 6.65%, 40% of the amount between 6.65% and 7.15%, and 75% of the amount between 7.15% and 7.65%. Customers will receive all amounts in excess of an actual WCER of 7.65%. During a year with a Rate RSE upward adjustment, if Alabama Power's actual WCER exceeds 6.15%, customers receive 50% of the amount between 6.15% and 6.90% and all amounts in excess of an actual WCER of 6.90%. Alabama Power's ability to retain a portion of the revenue that causes the actual WCER for a given year to exceed the allowed range positions Alabama Power to address the pressure on its credit quality, without increasing retail rates under Rate RSE in the near term. There is no provision for additional customer billings should the actual retail return fall below the WCER range.

Retail rates under Rate RSE did not change for 2022 or 2023.

For the years ended December 31, 2021, 2022, and 2023, Alabama Power's WCER exceeded 6.15%, resulting in Alabama Power establishing a current regulatory liability of \$181 million, \$62 million, and \$15 million, respectively, for Rate RSE refunds. In accordance with an Alabama PSC order issued in February 2022, Alabama Power applied \$126 million of the 2021 refund to reduce the Rate ECR under recovered balance and the remaining \$55 million was refunded to customers through bill credits in July 2022. In accordance with an Alabama PSC order issued on February 7, 2023, Alabama Power refunded the 2022 amount to customers through bill credits in August 2023. The \$15 million regulatory liability at December 31, 2023 will be refunded to customers through bill credits in April 2024.

On December 1, 2023, Alabama Power made its required annual Rate RSE submission to the Alabama PSC of projected data for calendar year 2024. Projected earnings were within the specified range; therefore, retail rates under Rate RSE remain unchanged for 2024.

### **Excess Accumulated Deferred Income Tax Accounting Order**

In December 2022, the Alabama PSC directed Alabama Power to accelerate the amortization of a regulatory liability associated with excess federal accumulated deferred income taxes. Under this order, in 2023, approximately \$304 million was returned to customers through bill credits to offset the impact of the rate increase discussed under "Rate CNP Depreciation" herein.

On October 3, 2023, the Alabama PSC issued an order modifying its December 2022 order and authorizing Alabama Power to (i) flow back in 2023 approximately \$24 million of certain federal excess accumulated deferred income taxes resulting from the Tax Cuts and Jobs Act of 2017 and (ii) make available any remaining balance of excess accumulated deferred income taxes at the end of 2023 for the benefit of customers in 2024 and/or 2025. At December 31, 2023, the remaining balance was \$81 million, of which approximately \$67 million and \$14 million will flow back in 2024 and 2025, respectively, for the benefit of customers.

### **Rate CNP New Plant**

Rate CNP New Plant allows for recovery of Alabama Power's retail costs associated with newly developed or acquired certificated generating facilities placed into retail service. No adjustments to Rate CNP New Plant occurred during the period January 2021 through October 2022.

In July 2022, the Alabama PSC approved a CCN authorizing Alabama Power to complete the acquisition of the Calhoun Generating Station. The transaction closed in September 2022 and, in October 2022, Alabama Power filed Rate CNP New Plant with the Alabama PSC to recover the related costs. The filing reflected an increase in annual revenues of \$34 million, or 0.6%, effective with November 2022 billings.

In 2020, the Alabama PSC approved a CCN authorizing Alabama Power to complete the acquisition of the Central Alabama Generating Station, which occurred in August 2020. Through May 2023, Alabama Power recovered substantially all costs associated with the Central Alabama Generating Station through Rate RSE, offset by revenues from a power sales agreement. Beginning in July 2022, fuel costs associated with Central Alabama Generating Station are being recovered through Rate ECR. On March 24, 2023, Alabama Power filed Rate CNP New Plant with the Alabama PSC to recover costs associated with the acquisition of the Central Alabama Generating Station. The filing reflected an annual increase in retail revenues of \$78 million, or 1.1%, effective with June 2023 billings. On May 24, 2023, the Central Alabama Generating Station was placed into retail service.

The Alabama PSC's 2020 CCN also authorized Alabama Power to construct an approximately 720-MW combined cycle facility at Alabama Power's Plant Barry (Plant Barry Unit 8) and the recovery of estimated in-service costs. On November 1, 2023, the unit was placed in service. On December 1, 2023, Alabama Power filed Rate CNP New Plant with the Alabama PSC to recover the related costs. The filing reflected an annual increase in retail revenues of \$91 million, or 1.4%, effective with January 2024 billings.

### **Rate CNP PPA**

Rate CNP PPA allows for the recovery of Alabama Power's retail costs associated with certificated PPAs. Revenues for Rate CNP PPA, as recorded on the financial statements, are adjusted for differences in actual recoverable costs and amounts billed in current regulated rates. Accordingly, changes in the billing factors will have no significant effect on Southern Company's or Alabama Power's revenues or net income.

## Notes to Financial Statements

but will affect annual cash flow. No adjustments to Rate CNP PPA occurred during the period 2021 through 2023 and no adjustment is expected for 2024. At December 31, 2023 and 2022, Alabama Power had an under recovered Rate CNP PPA balance of \$103 million and \$120 million, respectively, of which \$18 million and \$18 million, respectively, is included in other regulatory assets, current and \$85 million and \$102 million, respectively, is included in other regulatory assets, deferred on the balance sheet.

### **Rate CNP Compliance**

Rate CNP Compliance allows for the recovery of Alabama Power's retail costs associated with laws, regulations, and other such mandates directed at the utility industry involving the environment, security, reliability, safety, sustainability, or similar considerations impacting Alabama Power's facilities or operations. Rate CNP Compliance is based on forward-looking information and provides for the recovery of these costs pursuant to factors that are calculated and submitted to the Alabama PSC by December 1 with rates effective for the following calendar year. Compliance costs to be recovered include operations and maintenance expenses, depreciation, and a return on certain invested capital. Revenues for Rate CNP Compliance, as recorded on the financial statements, are adjusted for differences in actual recoverable costs and amounts billed in current regulated rates. Accordingly, changes in the billing factors will have no significant effect on Southern Company's or Alabama Power's revenues or net income, but will affect annual cash flow. Changes in Rate CNP Compliance-related operations and maintenance expenses and depreciation generally will have no effect on net income.

In November 2021, December 2022, and December 2023, Alabama Power submitted calculations to the Alabama PSC associated with its cost of complying with governmental mandates for the following calendar year, as provided under Rate CNP Compliance. The 2021 filing reflected a projected under recovered retail revenue requirement of approximately \$59 million. In December 2021, the Alabama PSC issued a consent order that Alabama Power leave the 2021 Rate CNP Compliance factors in effect for 2022, with any prior year under collected amount deemed recovered before any current year amounts are recovered and any remaining under recovery reflected in the 2022 filing. The 2022 filing reflected a \$255 million, or 3.7%, annual increase effective with January 2023 billings, primarily due to updated depreciation rates. The 2023 filing reflected a \$23 million, or 0.3%, annual decrease effective with January 2024 billings.

At December 31, 2023, Alabama Power had an under recovered Rate CNP Compliance balance of \$33 million, of which \$8 million is included in other regulatory assets, current and \$25 million is included in other regulatory assets, deferred on the balances sheet, compared to an under recovered balance at December 31, 2022 of \$47 million included in other regulatory assets, current on the balance sheet.

### **Rate CNP Depreciation**

In December 2022, the Alabama PSC approved Rate CNP Depreciation, which allows Alabama Power to recover changes in depreciation resulting from updates to certain depreciation rates, excluding any depreciation recovered through Rate CNP New Plant, Rate CNP Compliance, or costs associated with the capitalization of asset retirement costs. Rate CNP Depreciation resulted in an annual revenue increase of approximately \$318 million, or 4.6%, effective with January 2023 billings. See "Excess Accumulated Deferred Income Tax Accounting Order" herein for information related to 2023 customer bill credits approved by the Alabama PSC.

### **Rate ECR**

Rate ECR recovers Alabama Power's retail energy costs based on an estimate of future energy costs and the current over or under recovered balance. Revenues recognized under Rate ECR and recorded on the financial statements are adjusted for the difference in actual recoverable fuel costs and amounts billed in current regulated rates. The difference in the recoverable fuel costs and amounts billed gives rise to the over or under recovered amounts recorded as regulatory assets or liabilities. Alabama Power, along with the Alabama PSC, continually monitors the over or under recovered cost balance to determine whether an adjustment to billing rates is required. Changes in the Rate ECR factor have no significant effect on Southern Company's or Alabama Power's net income but will impact the related operating cash flows. The Alabama PSC may approve billing rates under Rate ECR of up to 5.910 cents per KWH.

The Alabama PSC approved adjustments to Rate ECR from 1.960 cents per KWH to 2.557 cents per KWH, or approximately \$310 million annually, effective with August 2022 billings and from 2.557 cents per KWH to 3.510 cents per KWH, or approximately \$500 million annually, effective with December 2022 billings. On November 9, 2023, the Alabama PSC approved a decrease to Rate ECR from 3.510 cents per KWH to 3.270 cents per KWH, or approximately \$126 million annually, effective with December 2023 billings. The rate will adjust to 5.910 cents per KWH in January 2025 absent a further order from the Alabama PSC.

At December 31, 2023 and 2022, Alabama Power's under recovered fuel costs totaled \$246 million and \$622 million, respectively, of which \$246 million and \$102 million, respectively, is included in regulatory assets – under recovered retail fuel clause revenues and \$520 million of the December 31, 2022 balance is included in other regulatory assets, deferred on the balance sheets. These classifications are based on estimates, which include such factors as weather, generation availability, energy demand, and the price of energy. A change in any of these factors could have a significant impact on the timing of any recovery or return of fuel costs.

## Notes to Financial Statements

### **Software Accounting Order**

The Alabama PSC authorizes Alabama Power to establish a regulatory asset for operations and maintenance costs associated with software implementation projects. The regulatory asset is amortized ratably over the life of the related software. At December 31, 2023 and 2022, the regulatory asset balance totaled \$59 million and \$46 million, respectively, and is included in other regulatory assets, deferred on the balance sheet.

### **Plant Greene County**

Alabama Power jointly owns Plant Greene County with an affiliate, Mississippi Power. See Note 5 under "Joint Ownership Agreements" for additional information. In 2021, the Mississippi PSC concluded its review of Mississippi Power's 2021 IRP, which included a schedule to retire Mississippi Power's 40% ownership interest in Plant Greene County Units 1 and 2 in December 2025 and 2026, respectively, consistent with each unit's remaining useful life. Alabama Power and Mississippi Power have continued to evaluate operating conditions and business needs relevant to the anticipated retirement of Plant Greene County and now expect the units to remain in service beyond the previously indicated dates. The Plant Greene County unit retirements require the completion by Alabama Power of transmission and system reliability improvements, as well as agreement by Alabama Power. The ultimate outcome of this matter cannot be determined at this time. See "Mississippi Power – Integrated Resource Plan" herein for additional information.

### **Rate NDR**

Based on an order from the Alabama PSC, Alabama Power maintains a reserve for operations and maintenance expenses to cover the cost of damages from major storms to its transmission and distribution facilities. The order approves a separate monthly Rate NDR charge to customers consisting of two components. The first component is intended to establish and maintain a reserve balance for future storms and is an on-going part of customer billing. When the reserve balance falls below \$50 million, a reserve establishment charge will be activated (and the on-going reserve maintenance charge concurrently suspended) until the reserve balance reaches \$75 million.

The second component of the Rate NDR charge is intended to allow recovery of any existing deferred storm-related operations and maintenance costs and any future reserve deficits over a 48-month period (24-month period prior to modifications approved by the Alabama PSC in July 2022). The Alabama PSC order gives Alabama Power authority to record a deficit balance in the NDR when costs of storm damage exceed any established reserve balance. The maximum total Rate NDR charge was limited to \$10.00 per month per non-residential customer account and \$5.00 per month per residential customer account through July 12, 2022. Subsequently, modifications approved by the Alabama PSC replaced the maximum total Rate NDR charge with a maximum charge to recover a deficit of \$5 per month per non-residential customer account and \$2.50 per month per residential customer account. Alabama Power has the authority, based on an order from the Alabama PSC, to accrue certain additional amounts as circumstances warrant, which can be used to offset storm charges. Alabama Power made an additional accrual of \$65 million in 2021.

Alabama Power collected approximately \$12 million, \$14 million, and \$6 million in 2023, 2022, and 2021, respectively, under Rate NDR. Beginning with August 2022 billings, the reserve establishment charge was suspended and the reserve maintenance charge was activated as a result of the NDR balance exceeding \$75 million. Alabama Power expects to collect approximately \$12 million annually under Rate NDR unless the NDR balance falls below \$50 million. At December 31, 2023 and 2022, the NDR balance was \$76 million and \$97 million, respectively, and is included in other regulatory liabilities, deferred on the balance sheets.

As revenue from the Rate NDR charge is recognized, an equal amount of operations and maintenance expenses related to the NDR will also be recognized. As a result, the Rate NDR charge will not have an effect on net income but will impact operating cash flows.

### **Reliability Reserve Accounting Order**

In July 2022, the Alabama PSC approved an accounting order authorizing Alabama Power to create a reliability reserve separate from the NDR and transition the previous Rate NDR authority related to reliability expenditures to the reliability reserve. Alabama Power may make accruals to the reliability reserve if the NDR balance exceeds \$35 million. At December 31, 2023 and 2022, Alabama Power accrued \$52 million and \$166 million, respectively, to the reserve.

On July 11, 2023, the Alabama PSC issued an order authorizing Alabama Power to expand the existing authority of its reliability reserve to include certain production-related expenses that are intended to maintain reliability in between scheduled generating unit maintenance outages.

On August 18, 2023, Alabama Power notified the Alabama PSC of its intent to use a portion of its reliability reserve balance in 2023. During the fourth quarter 2023, Alabama Power used \$75 million of the reliability reserve for reliability-related transmission, distribution, and generation expenses and nuclear production-related expenses.

## Notes to Financial Statements

At December 31, 2023 and 2022, Alabama Power's reliability reserve balance was \$143 million and \$166 million, respectively, and is included in other regulatory liabilities, deferred on the balance sheets.

### Environmental Accounting Order

Based on an order from the Alabama PSC (Environmental Accounting Order), Alabama Power is authorized to establish a regulatory asset to record the unrecovered investment costs, including the unrecovered plant asset balance and the unrecovered costs associated with site removal and closure associated with future unit retirements caused by environmental regulations. The regulatory asset is amortized and recovered over the affected unit's remaining useful life, as established prior to the decision regarding early retirement, through Rate CNP Compliance.

With the completion of the Calhoun Generating Station acquisition, Alabama Power expected to retire Plant Barry Unit 5 in late 2023 or early 2024, subject to certain operating conditions. In September 2022, Alabama Power reclassified approximately \$600 million for Plant Barry Unit 5 from plant in service, net of depreciation to other utility plant, net and will continue to depreciate the asset according to the original depreciation rates. Alabama Power has continued to evaluate operating conditions relevant to the expected retirement of Plant Barry Unit 5 and now expects to retire the unit on or before December 31, 2028. At retirement, Alabama Power will reclassify the remaining net investment costs of the unit to a regulatory asset to be recovered over the unit's remaining useful life, as established prior to the decision to retire, through Rate CNP Compliance. See "Rate CNP New Plant" herein for additional information.

In December 2022, in conjunction with Alabama Power's compliance plan for the EPA's final steam electric ELG reconsideration rule, Plant Barry Unit 4 ceased using coal and began operating solely on natural gas. As a result, approximately \$42 million of plant in service, net of depreciation was reclassified to a regulatory asset to be recovered through Rate CNP Compliance through 2034, the unit's remaining useful life.

### Georgia Power

Georgia Power's revenues from regulated retail operations are collected through various rate mechanisms subject to the oversight of the Georgia PSC. Georgia Power recovers its costs from the regulated retail business through traditional base tariffs, Demand-Side Management (DSM) tariffs, the ECCR tariff, and Municipal Franchise Fee (MFF) tariffs. These tariffs were set under the 2019 ARP for the years 2020 through 2022 and under the 2022 ARP for the years 2023 through 2025 as described herein. In addition, fuel costs are collected through a separate fuel cost recovery tariff.

See "Nuclear Construction – Regulatory Matters" herein for information regarding the approved recovery through retail base rates of certain costs related to Plant Vogtle Unit 3 and the common facilities shared between Plant Vogtle Units 3 and 4 (Common Facilities) that became effective August 1, 2023 based on the in-service date of July 31, 2023 for Unit 3, as well as the base rate adjustments that will occur the first day of the month after Unit 4 achieves commercial operation. Financing costs on certified construction costs of Plant Vogtle Units 3 and 4 that are not included in rate base are being collected through Georgia Power's NCCR tariff. When the base rate adjustments occur following commercial operation of Unit 4, the NCCR tariff will cease to be collected and financing costs will be included in Georgia Power's general retail revenue requirements. See "Nuclear Construction" herein for additional information on Plant Vogtle Units 3 and 4.

### Rate Plans

#### 2022 ARP

In December 2022, the Georgia PSC voted to approve the 2022 ARP, under which Georgia Power increased its rates on January 1, 2023. On November 16, 2023, the Georgia PSC approved tariff adjustments effective January 1, 2024. Details of tariff adjustments are provided in the following table:

Tariff	2023	2024
	<i>(in millions)</i>	
Traditional base	\$ 194	\$ 275
ECCR	(21)	(99)
DSM	37	10
MFF	6	5
Total	\$ 216	\$ 191

Under the 2022 ARP, Georgia Power will adjust traditional base, ECCR, DSM, and MFF rates effective January 1, 2025, with the incremental revenue requirements related to DSM tariffs and CCR AROs subject to updates through annual compliance filings to be made at least 90 days prior to the effective date.

## Notes to Financial Statements

In the 2022 ARP, the Georgia PSC approved recovery through the ECCR tariff of estimated CCR ARO compliance costs for 2023, 2024, and 2025 over four-year periods beginning January 1 of each respective year, with recovery of construction contingency beginning in the year following actual expenditures, resulting in \$60 million and \$20 million reductions in the related amortization expense for 2024 and 2023, respectively. Compliance costs incurred were \$300 million in 2023 and are expected to be \$305 million and \$330 million in 2024 and 2025, respectively. The CCR ARO costs are expected to be revised for actual expenditures and updated estimates through future annual compliance filings.

Further, under the 2022 ARP, Georgia Power's retail ROE is set at 10.50% and its equity ratio is set at 56%. Earnings will be evaluated against a retail ROE range of 9.50% to 11.90%. Any retail earnings above 11.90% will be shared, with 40% being applied to reduce regulatory assets, 40% directly refunded to customers, and the remaining 20% retained by Georgia Power. There will be no recovery of any earnings shortfall below 9.50% on an actual basis. However, if at any time during the term of the 2022 ARP, Georgia Power projects that its retail earnings will be below 9.50% for any calendar year, it may petition the Georgia PSC for implementation of the Interim Cost Recovery (ICR) tariff to adjust Georgia Power's retail rates to achieve a 9.50% ROE. The Georgia PSC would have 90 days to rule on Georgia Power's request. The ICR tariff would expire at the earlier of January 1, 2026 or the end of the calendar year in which the ICR tariff becomes effective. In lieu of requesting implementation of an ICR tariff, or if the Georgia PSC chooses not to implement the ICR tariff, Georgia Power may file a full rate case. In 2023, Georgia Power's retail ROE was within the allowed retail ROE range.

Except as provided above, Georgia Power will not file for a general base rate increase while the 2022 ARP is in effect. Georgia Power is required to file a general base rate case by July 1, 2025, in response to which the Georgia PSC would be expected to determine whether the 2022 ARP should be continued, modified, or discontinued.

### 2019 ARP

The Georgia PSC approved the following tariff adjustments under the 2019 ARP effective January 1 2022:

<b>Tariff</b>	<b>2022</b>
	<i>(in millions)</i>
Traditional base	\$ 192
ECCR	(12)
DSM	(25)
MFF	2
<b>Total</b>	<b>\$ 157</b>

In the 2019 ARP, the Georgia PSC approved recovery through the ECCR tariff of the estimated under recovered balance of CCR ARO compliance costs. Under the 2019 ARP, the under recovered balance at December 31, 2019 and compliance costs for 2020 were recovered over the three-year period ended December 31, 2022. Recovery of estimated compliance costs for 2021 and 2022 are being recovered over four-year periods beginning January 1 of each respective year, as authorized under the 2019 ARP and modified under the 2022 ARP, with recovery of construction contingency beginning in the year following actual expenditure. The CCR ARO costs recovered through the ECCR tariff are revised for actual expenditures and updated estimates through annual compliance filings, which resulted in an approximate \$10 million increase effective January 1, 2022 in the related cost recovery.

Georgia Power's retail ROE under the 2019 ARP was set at 10.50% and earnings were evaluated against a retail ROE range of 9.50% to 12.00%. Any retail earnings above 12.00% were shared, with 40% applied to reduce regulatory assets, 40% directly refunded to customers, and the remaining 20% retained by Georgia Power. In 2020, Georgia Power's retail ROE was within the allowed retail ROE range. In 2021, Georgia Power's retail ROE exceeded 12.00%, and Georgia Power reduced regulatory assets by approximately \$5 million and accrued approximately \$5 million which was refunded to customers in 2022. In 2022, Georgia Power's retail ROE exceeded 12.00%, and Georgia Power reduced regulatory assets by \$117 million and refunded \$117 million to customers through bill credits in the first quarter 2023.

### Integrated Resource Plans

In July 2022, the Georgia PSC approved Georgia Power's 2022 IRP, as modified by a stipulated agreement among Georgia Power, the staff of the Georgia PSC, and certain intervenors and as further modified by the Georgia PSC. In the 2022 IRP decision, the Georgia PSC approved, among other things, the certification of six PPAs (including five affiliate PPAs with Southern Power that are subject to approval by the FERC) with capacities of 1,567 MWs beginning in 2024, 380 MWs beginning in 2025, and 228 MWs beginning in 2028, procured through RFPs authorized in the 2019 IRP. See Note 9 for additional information.

## Notes to Financial Statements

On October 27, 2023, Georgia Power filed an updated IRP (2023 IRP Update) with the Georgia PSC, which sets forth a plan to support the recent increase in the state of Georgia's projected energy needs since the 2022 IRP. In the 2023 IRP Update, Georgia Power requested the following:

- Authority to develop, own, and operate up to 1,400 MWs from three simple cycle combustion turbines at Plant Yates.
- Certification of an affiliate PPA with Mississippi Power for 750 MWs, which began January 1, 2024 and will continue through December 2028.
- Certification of a non-affiliate PPA for 230 MWs starting the month after conclusion of the 2023 IRP Update proceeding continuing through December 2028.
- Authority to develop, own, and operate up to 1,000 MWs of battery energy storage system facilities, including storage systems collocated with existing and new Georgia Power-owned solar facilities.
- Approval of transmission projects necessary to support the generation resources requested in the 2023 IRP Update.

The 2023 IRP Update assumes a retirement date at the end of 2035 for Plant Bowen Units 1 and 2 (1,400 MWs). Georgia Power expects to make a formal recommendation in the 2025 IRP on the retirement or continued operations for Plant Bowen Units 1 and 2, as well as evaluate extending the operation of Plant Scherer Unit 3 (614 MWs based on 75% ownership) and Plant Gaston Units 1 through 4 (500 MWs based on 50% ownership through SEGCO) beyond the retirement dates in 2028 that were approved in the 2022 IRP. See Note 7 under "SEGCO" for additional information.

Georgia Power expects the Georgia PSC to render a final decision on the 2023 IRP Update on April 16, 2024.

On January 12, 2024, Georgia Power entered into an Agreement for Engineering, Procurement, and Construction with Mitsubishi Power Americas, Inc. and Black & Veatch Construction, Inc. to construct three 442-MW simple cycle combustion turbine units at Plant Yates (Plant Yates Units 8, 9, and 10), which are expected to be placed in service in the fourth quarter 2026, the second quarter 2027, and the third quarter 2027, respectively.

The ultimate outcome of these matters cannot be determined at this time.

In August 2022, Restore Chattooga Gorge Coalition (RCG) filed a petition in the Superior Court of Fulton County, Georgia against Georgia Power and the Georgia PSC. The petition challenged Georgia Power's plan to expend \$115 million to modernize Plant Tugalo (a hydro facility), as approved in the 2019 IRP, and sought judicial review of the Georgia PSC's order in the 2022 IRP proceeding with respect to the denial of RCG's challenge to the modernization plan. On October 23, 2023, the court granted Georgia Power's and the Georgia PSC's motions to dismiss the RCG petition. This matter is now concluded.

### Fuel Cost Recovery

Georgia Power has established fuel cost recovery rates approved by the Georgia PSC. During the second half of 2021, the price of natural gas rose significantly and resulted in an under recovered fuel balance exceeding \$200 million. Therefore, in November 2021, the Georgia PSC voted to approve Georgia Power's interim fuel rider, which increased fuel rates by 15%, or approximately \$252 million annually, effective January 1, 2022.

During 2022, Georgia Power's under recovered fuel balance continued to increase significantly due to higher fuel and purchased power costs. On May 16, 2023, the Georgia PSC approved a stipulation agreement between Georgia Power and the staff of the Georgia PSC to increase annual fuel billings by 54%, or approximately \$1.1 billion, effective June 1, 2023. The increase includes a three-year recovery period for \$2.2 billion of Georgia Power's under recovered fuel balance at May 31, 2023. Under the approved stipulation agreement, Georgia Power is allowed to adjust its fuel cost recovery rates under an interim fuel rider prior to the next fuel case, subject to a maximum 40% cumulative change, if its under or over recovered fuel balance accumulated since May 31, 2023 exceeds \$200 million. Georgia Power is scheduled to file its next fuel case no later than February 28, 2026.

Georgia Power's under recovered fuel balance totaled \$1.9 billion at December 31, 2023, of which \$694 million is included in under recovered fuel clause revenues and under recovered retail fuel clause revenues on Southern Company's and Georgia Power's balance sheets, respectively, and \$1.2 billion is included in deferred under recovered retail fuel clause revenues on Southern Company's and Georgia Power's balance sheets. The under recovered fuel balance totaled \$2.1 billion at December 31, 2022 and is included in deferred under recovered retail fuel clause revenues on Southern Company's and Georgia Power's balance sheets.

Georgia Power's fuel cost recovery mechanism includes costs associated with a natural gas hedging program, as revised and approved by the Georgia PSC, allowing the use of an array of derivative instruments within a 36-month time horizon.

Fuel cost recovery revenues as recorded on the financial statements are adjusted for differences in actual recoverable fuel costs and amounts billed in current regulated rates. Accordingly, changes in the billing factor will not have a significant effect on Southern Company's or Georgia Power's revenues or net income but will affect operating cash flows.



## Notes to Financial Statements

### Storm Damage Recovery

Georgia Power defers and recovers certain costs related to damages from major storms as mandated by the Georgia PSC. During 2021 and 2022, Georgia Power recovered \$213 million annually under the 2019 ARP. Beginning January 1, 2023, Georgia Power is recovering \$31 million annually under the 2022 ARP. At December 31, 2022, Georgia Power's storm damage reserve balance was \$83 million and is included in other regulatory liabilities, deferred on Southern Company's balance sheet and other deferred credits and liabilities on Georgia Power's balance sheet. During 2023, significant storms caused damage to Georgia Power's transmission and distribution facilities. The incremental restoration costs related to these storms exceeded the storm damage reserve and were deferred in the regulatory asset for storm damage. At December 31, 2023, Georgia Power's regulatory asset balance related to storm damage was \$54 million, of which \$31 million is included in other regulatory assets, current and \$23 million is included in other regulatory assets, deferred on Southern Company's and Georgia Power's balance sheets. The rate of storm damage cost recovery is expected to be adjusted in future regulatory proceedings as necessary. As a result of this regulatory treatment, costs related to storms are not expected to have a material impact on Southern Company's or Georgia Power's net income but do impact the related operating cash flows. See Note 1 under "Storm Damage and Reliability Reserves" for additional information.

### Nuclear Construction

In 2009, the Georgia PSC certified construction of Plant Vogtle Units 3 and 4, in which Georgia Power holds a 45.7% ownership interest. In 2012, the NRC issued the related combined construction and operating licenses, which allowed full construction of the two AP1000 nuclear units (with electric generating capacity of approximately 1,100 MWs each) and related facilities to begin. Until March 2017, construction on Plant Vogtle Units 3 and 4 continued under the Vogtle 3 and 4 Agreement, which was a substantially fixed price agreement.

In connection with the EPC Contractor's bankruptcy filing in March 2017, Georgia Power, acting for itself and as agent for the other Vogtle Owners, entered into several transitional arrangements to allow construction to continue. In July 2017, Georgia Power, acting for itself and as agent for the other Vogtle Owners, entered into the Vogtle Services Agreement, whereby Westinghouse provides facility design and engineering services, procurement and technical support, and staff augmentation on a time and materials cost basis. The Vogtle Services Agreement provides that it will continue until the start-up and testing of Plant Vogtle Units 3 and 4 are complete and electricity is generated and sold from both units.

In October 2017, Georgia Power, acting for itself and as agent for the other Vogtle Owners, executed the Bechtel Agreement, under which Bechtel is reimbursed for actual costs plus a base fee and an at-risk fee, subject to adjustment based on Bechtel's performance against cost and schedule targets. Each Vogtle Owner is severally (not jointly) liable for its proportionate share, based on its ownership interest, of all amounts owed to Bechtel under the Bechtel Agreement.

See Note 8 under "Long-term Debt – DOE Loan Guarantee Borrowings" for information on the Amended and Restated Loan Guarantee Agreement, including applicable covenants, events of default, and mandatory prepayment events.

### Cost and Schedule

Georgia Power's approximate proportionate share of the remaining estimated capital cost to complete Plant Vogtle Units 3 and 4, including contingency, through the second quarter 2024 is as follows:

	<i>(in millions)</i>
Base project capital cost forecast <sup>(a)(b)</sup>	\$ 10,717
Construction contingency estimate	36
Total project capital cost forecast <sup>(a)(b)</sup>	10,753
Net investment at December 31, 2023 <sup>(b)</sup>	(10,564)
<b>Remaining estimate to complete</b>	<b>\$ 189</b>

(a) Includes approximately \$610 million of costs that are not shared with the other Vogtle Owners, including \$33 million of construction monitoring costs, and approximately \$567 million of incremental costs under the cost-sharing provisions of the joint ownership agreements described below. Excludes financing costs expected to be capitalized through AFUDC of approximately \$440 million, of which \$417 million had been accrued through December 31, 2023.

(b) Net of \$1.7 billion received from Toshiba under the Guarantee Settlement Agreement and approximately \$188 million in related customer refunds.

Georgia Power estimates that its financing costs for construction of Plant Vogtle Units 3 and 4 will total approximately \$3.53 billion, of which \$3.50 billion had been incurred through December 31, 2023.

Georgia Power placed Unit 3 in service on July 31, 2023. As part of its ongoing processes, Southern Nuclear continues to evaluate cost and schedule forecasts for Unit 4 on a regular basis to incorporate current information available, particularly in the areas of start-up testing and related test results and engineering support. As of December 31, 2023, based on completion of construction work and the assessment of start-up and pre-operational testing remaining, Southern Nuclear has an estimated \$36 million for construction contingency remaining in the estimate to complete. This contingency is projected to be allocated in the future to address any further Unit 4 schedule extensions or remediation of other issues discovered during start-up testing.

## Notes to Financial Statements

Hot functional testing for Unit 4 was completed on May 1, 2023. On July 20, 2023, Southern Nuclear announced that all Unit 4 ITACs had been submitted to the NRC, and, on July 28, 2023, the NRC published its 103(g) finding that the accepted criteria in the combined license for Unit 4 had been met, which allowed nuclear fuel to be loaded and start-up testing to begin. Fuel load for Unit 4 was completed on August 19, 2023. On October 6, 2023, Georgia Power announced that during start-up and pre-operational testing for Unit 4, Southern Nuclear identified a motor fault in one of four reactor coolant pumps (RCPs). This RCP was replaced with an on-site spare RCP from inventory.

On February 1, 2024, Georgia Power announced that during start-up and pre-operational testing for Unit 4, Southern Nuclear identified, and has remediated, vibrations associated with certain piping within the cooling system. Considering the remaining pre-operational testing, Unit 4 is projected to be placed in service during the second quarter 2024. On February 14, 2024, Unit 4 achieved self-sustaining nuclear fission, commonly referred to as initial criticality.

With Unit 3's four RCPs operating as designed, Southern Nuclear believes that the motor fault on this single Unit 4 RCP is an isolated event. However, any findings related to the root cause of the motor fault on the single Unit 4 RCP could require engineering changes or remediation related to the other seven Unit 3 and Unit 4 RCPs. The projected schedule for Unit 4 significantly depends on the progression of start-up and pre-operational testing, which may be impacted by equipment or other operational failures. As Unit 4 progresses further through testing, ongoing and potential future challenges may also include the management of contractors and vendors; the availability of materials and parts, and/or related cost escalation; the availability of supervisory and technical support resources; and the timeframe and duration of pre-operational testing. New challenges also may continue to arise as Unit 4 moves further into testing and start-up, which may result in required engineering changes or remediation related to plant systems, structures, or components (some of which are based on new technology that only within the last several years began initial operation in the global nuclear industry at this scale). These challenges may result in further schedule delays and/or cost increases.

With the receipt of the NRC's 103(g) findings for Units 3 and 4 in August 2022 and July 2023, respectively, the site is subject to the NRC's operating reactor oversight process and must meet applicable technical and operational requirements contained in its operating license. Various design and other licensing-based compliance matters may result in additional license amendment requests or require other resolution. If any license amendment requests or other licensing-based compliance issues are not resolved in a timely manner, there may be delays in the Unit 4 project schedule that could result in increased costs.

The ultimate outcome of these matters cannot be determined at this time. However, any extension of the in-service date beyond June 2024 for Unit 4, including the joint owner cost sharing impacts described below, is estimated to result in additional base capital costs for Georgia Power of up to \$25 million per month as well as any additional related construction, support resources, or testing costs. Pursuant to the regulatory orders discussed below, any further changes to the capital cost forecast will not be recoverable through regulated rates and will be required to be charged to income. Such charges could be material.

### **Joint Owner Contracts**

In November 2017, the Vogtle Owners entered into an amendment to their joint ownership agreements for Plant Vogtle Units 3 and 4 to provide for, among other conditions, additional Vogtle Owner approval requirements. Effective in August 2018, the Vogtle Owners further amended the joint ownership agreements to clarify and provide procedures for certain provisions of the joint ownership agreements related to adverse events that require the vote of the holders of at least 90% of the ownership interests in Plant Vogtle Units 3 and 4 to continue construction (as amended, and together with the November 2017 amendment, the Vogtle Joint Ownership Agreements). The Vogtle Joint Ownership Agreements also confirm that the Vogtle Owners' sole recourse against Georgia Power or Southern Nuclear for any action or inaction in connection with their performance as agent for the Vogtle Owners is limited to removal of Georgia Power and/or Southern Nuclear as agent, except in cases of willful misconduct.

### **Amendments to the Vogtle Joint Ownership Agreements**

In connection with a September 2018 vote by the Vogtle Owners to continue construction, Georgia Power entered into (i) a binding term sheet (Vogtle Owner Term Sheet) with the other Vogtle Owners and MEAG Power's wholly-owned subsidiaries MEAG Power SPVJ, LLC (MEAG SPVJ), MEAG Power SPVM, LLC (MEAG SPVM), and MEAG Power SPVP, LLC (MEAG SPVP) to take certain actions which partially mitigate potential financial exposure for the other Vogtle Owners, including additional amendments to the Vogtle Joint Ownership Agreements and the purchase of PTCs from the other Vogtle Owners at pre-established prices, and (ii) a term sheet (MEAG Term Sheet) with MEAG Power and MEAG SPVJ to provide up to \$300 million of funding with respect to MEAG SPVJ's ownership interest in Plant Vogtle Units 3 and 4 under certain circumstances. In January 2019, Georgia Power, MEAG Power, and MEAG SPVJ entered into an agreement to implement the provisions of the MEAG Term Sheet. In February 2019, Georgia Power, the other Vogtle Owners, and MEAG Power's wholly-owned subsidiaries MEAG SPVJ, MEAG SPVM, and MEAG SPVP entered into certain amendments to the Vogtle Joint Ownership Agreements to implement the provisions of the Vogtle Owner Term Sheet (Global Amendments).

## Notes to Financial Statements

Pursuant to the Global Amendments: (i) each Vogtle Owner paid its proportionate share of qualifying construction costs for Plant Vogtle Units 3 and 4 based on its ownership percentage up to the estimated cost at completion (EAC) for Plant Vogtle Units 3 and 4, of which Georgia Power's share is \$8.4 billion (VCM 19 Forecast Amount), plus \$800 million; (ii) Georgia Power was responsible for 55.7% of actual qualifying construction costs between \$800 million and \$1.6 billion over the VCM 19 Forecast Amount (resulting in \$80 million of potential additional costs to Georgia Power), with the remaining Vogtle Owners responsible for 44.3% of such costs pro rata in accordance with their respective ownership interests; and (iii) Georgia Power was responsible for 65.7% of qualifying construction costs between \$1.6 billion and \$2.1 billion over the VCM 19 Forecast Amount (resulting in a further \$100 million of potential additional costs to Georgia Power), with the remaining Vogtle Owners responsible for 34.3% of such costs pro rata in accordance with their respective ownership interests. The Global Amendments provide that if the EAC was revised and exceeded the VCM 19 Forecast Amount by more than \$2.1 billion, each of the other Vogtle Owners had a one-time option at the time the project budget cost forecast was so revised to tender a portion of its ownership interest to Georgia Power in exchange for Georgia Power's agreement to pay 100% of such Vogtle Owner's remaining share of total construction costs in excess of the VCM 19 Forecast Amount plus \$2.1 billion.

In addition, pursuant to the Global Amendments, the holders of at least 90% of the ownership interests in Plant Vogtle Units 3 and 4 must vote to continue construction if certain adverse events (Project Adverse Events) occur, including, among other events: (i) the bankruptcy of Toshiba; (ii) the termination or rejection in bankruptcy of certain agreements, including the Vogtle Services Agreement, the Bechtel Agreement, or the agency agreement with Southern Nuclear; (iii) Georgia Power's public announcement of its intention not to submit for rate recovery any portion of its investment in Plant Vogtle Units 3 and 4 or the Georgia PSC determines that any of Georgia Power's costs relating to the construction of Plant Vogtle Units 3 and 4 will not be recovered in retail rates, excluding any additional amounts paid by Georgia Power on behalf of the other Vogtle Owners pursuant to the Global Amendments described above and the first 6% of costs during any six-month VCM reporting period that are disallowed by the Georgia PSC for recovery, or for which Georgia Power elects not to seek cost recovery, through retail rates; and (iv) an incremental extension of one year or more from the seventeenth VCM report estimated in-service dates of November 2021 and November 2022 for Units 3 and 4, respectively. The schedule extension announced in February 2022 triggered the requirement for a vote to continue construction and all the Vogtle Owners voted to continue construction. The filing of Georgia Power's prudency application with the Georgia PSC, which included Georgia Power's public announcement of its intention not to submit for rate recovery an amount that is greater than the first 6% of costs during any six-month VCM reporting period, triggered the requirement for a vote to continue construction and all the Vogtle Owners voted to continue construction. See additional information on Georgia Power's prudency application filing below.

In September 2022, Georgia Power and MEAG Power reached an agreement to resolve a dispute regarding the cost-sharing and tender provisions of the Global Amendments. Under the terms of the agreement, among other items, (i) MEAG Power will not exercise its tender option and will retain its full ownership interest in Plant Vogtle Units 3 and 4; (ii) Georgia Power will reimburse a portion of MEAG Power's costs of construction for Plant Vogtle Units 3 and 4 as such costs are incurred and with no further adjustment for force majeure costs, which payments will total approximately \$92 million based on the current project capital cost forecast; and (iii) Georgia Power will reimburse 20% of MEAG Power's costs of construction with respect to any amounts over the current project capital cost forecast, with no further adjustment for force majeure costs. In addition, MEAG Power agreed to vote to continue construction upon occurrence of a Project Adverse Event unless the commercial operation date of either of Plant Vogtle Unit 3 or Unit 4 is not projected to occur by December 31, 2025.

On October 5, 2023 and October 17, 2023, Georgia Power reached agreements with OPC and Dalton, respectively, to resolve its respective dispute with each of OPC and Dalton regarding the cost-sharing and tender provisions of the Global Amendments. Under the terms of the agreements with OPC and Dalton, among other items, (i) each of OPC and Dalton retracted its exercise of the tender option and will retain its full ownership interest in Plant Vogtle Units 3 and 4, (ii) Georgia Power made payments immediately after execution of the agreements of \$308 million and \$17 million to OPC and Dalton, respectively, representing payment for a portion of each of OPC's and Dalton's costs of construction for Plant Vogtle Units 3 and 4 previously incurred, (iii) Georgia Power will pay a portion of each of OPC's and Dalton's further costs of construction for Plant Vogtle Units 3 and 4 as such costs are incurred and with no further adjustment for force majeure costs, which payments will be in an aggregate amount of approximately \$105 million and \$6 million for OPC and Dalton, respectively, based on the current project capital cost forecast, and (iv) Georgia Power will pay 66% of each of OPC's and Dalton's costs of construction with respect to any amounts above the current project capital cost forecast, with no further adjustment for force majeure costs.

Georgia Power recorded pre-tax charges to income through the fourth quarter 2022 of \$407 million (\$304 million after tax) associated with the cost-sharing provisions of the Global Amendments, including the settlement with MEAG Power. Based on the current project capital cost forecast and the settlements with OPC and Dalton described above, Georgia Power recorded a pre-tax charge to income of approximately \$160 million (\$120 million after tax) in the third quarter 2023. These charges are included in the total project capital cost forecast and will not be recovered from retail customers.

The ultimate impact of these matters on the project capital cost forecast for Plant Vogtle Units 3 and 4 cannot be determined at this time.

## Notes to Financial Statements

### Regulatory Matters

In 2009, the Georgia PSC voted to certify construction of Plant Vogtle Units 3 and 4 with a certified capital cost of \$4.418 billion. In addition, in 2009 the Georgia PSC approved inclusion of the Plant Vogtle Units 3 and 4 related CWIP accounts in rate base, and the State of Georgia enacted the Georgia Nuclear Energy Financing Act, which allows Georgia Power to recover financing costs for Plant Vogtle Units 3 and 4. Financing costs are recovered on all applicable certified costs through annual adjustments to the NCCR tariff up to the certified capital cost of \$4.418 billion. At December 31, 2023, Georgia Power had recovered approximately \$3.0 billion of financing costs. Financing costs related to capital costs above \$4.418 billion up to \$7.562 billion approved for recovery as described below are being recognized through AFUDC and will be recovered through retail rates over the life of Plant Vogtle Units 3 and 4; however, Georgia Power is not recording AFUDC related to any capital costs in excess of \$7.562 billion. In December 2022, the Georgia PSC approved Georgia Power's filing to increase the NCCR tariff by \$36 million annually, effective January 1, 2023. On November 1, 2023, Georgia Power filed a request to continue for 2024 the NCCR tariff that was effective during 2023. The staff of the Georgia PSC accepted the proposal and no further approval from the Georgia PSC was required. See additional information below on AFUDC and the NCCR tariff following commercial operation of Unit 4.

In 2016, the Georgia PSC voted to approve a settlement agreement (Vogtle Cost Settlement Agreement) resolving certain prudency matters in connection with the fifteenth VCM report. In January 2018, the Georgia PSC issued an order approving Georgia Power's seventeenth VCM report and modified the Vogtle Cost Settlement Agreement. The Vogtle Cost Settlement Agreement, as modified by the January 2018 order, resolved certain regulatory matters related to Plant Vogtle Units 3 and 4 including, but not limited to: (i) a revised capital cost forecast of \$7.3 billion (after reflecting the impact of payments received under the Guarantee Settlement Agreement and related customer refunds) was found reasonable; (ii) confirmed that a prudence proceeding on cost recovery would occur following Unit 4 fuel load, consistent with applicable Georgia law; (iii) reduced the ROE used to calculate the NCCR tariff (a) from 10.95% (the ROE rate setting point authorized by the Georgia PSC at that time) to 10.00% effective January 1, 2016, (b) from 10.00% to 8.30%, effective January 1, 2020, and (c) from 8.30% to 5.30%, effective January 1, 2021 (provided that the ROE in no case will be less than Georgia Power's average cost of long-term debt); and (iv) reduced the ROE used for AFUDC equity for Plant Vogtle Units 3 and 4 from 10.00% to Georgia Power's average cost of long-term debt, effective January 1, 2018.

The January 2018 order also stated that if Plant Vogtle Units 3 and 4 are not commercially operational by June 1, 2021 and June 1, 2022, respectively, the ROE used to calculate the NCCR tariff will be further reduced by 10 basis points each month (but not lower than Georgia Power's average cost of long-term debt) until the respective Unit is commercially operational. The ROE reductions negatively impacted earnings by approximately \$310 million, \$300 million, and \$270 million in 2023, 2022, and 2021, respectively, and are estimated to have a negative earnings impact of approximately \$90 million in 2024.

In 2021, the Georgia PSC approved an order under which Georgia Power would include in rate base an allocation of \$2.1 billion to Plant Vogtle Unit 3 and the Common Facilities from the \$3.6 billion of Plant Vogtle Units 3 and 4 costs previously deemed prudent by the Georgia PSC and would recover the related depreciation expense through retail base rates effective the month after Unit 3 is placed in service. In compliance with the Georgia PSC order, Georgia Power increased annual retail base rates by \$318 million effective August 1, 2023 based on the in-service date of July 31, 2023 for Unit 3. The related increase in annual retail base rates included recovery of all projected operations and maintenance expenses for Unit 3 and the Common Facilities and other related costs of operation, partially offset by the related PTCs. Financing costs (debt and equity) on the remaining portion of the total Unit 3 and the Common Facilities construction costs continue to be recovered through the NCCR tariff or deferred. Georgia Power is deferring as a regulatory asset the debt component of financing costs (\$14 million at December 31, 2023) as well as the remaining depreciation expense (\$17 million at December 31, 2023) until Unit 4 costs are placed in retail base rates. The equity component of financing costs (\$23 million at December 31, 2023) represents an unrecognized ratemaking amount that is not reflected on Georgia Power's balance sheets. This amount will be recognized in Georgia Power's income statements in the periods it is billable to customers.

On August 19, 2023, fuel load for Unit 4 was completed, and, on August 30, 2023, Georgia Power filed an application to adjust rates to include reasonable and prudent Plant Vogtle Units 3 and 4 costs (Application). On December 19, 2023, the Georgia PSC voted to approve the Application as modified by the related stipulated agreement (Prudency Stipulation) among Georgia Power, the staff of the Georgia PSC, and certain intervenors.

While recognizing the Prudency Stipulation, the Application provided the necessary support to justify the reasonableness, prudence, and recovery of \$8.826 billion in total construction and capital costs, \$1.07 billion in associated retail rate base items, and the operating costs related to the full operation and output of Plant Vogtle Units 3 and 4. Under the terms of the approved Prudency Stipulation, Georgia Power will recover \$7.562 billion in total construction and capital costs and associated retail rate base items of \$1.02 billion, which includes AFUDC financing costs above \$4.418 billion (the Georgia PSC-certified amount) up to \$7.562 billion. Georgia Power will also recover projected operations and maintenance expenses, depreciation expense, nuclear decommissioning accruals, and property taxes, net of projected PTCs. After considering construction and capital costs already in retail base rates of \$2.1 billion and \$362 million of associated retail rate base items (approved by the Georgia PSC in 2021) and upon achieving commercial operation of Unit 4, Georgia Power will include in retail rate base the remaining \$5.462 billion of construction and capital costs as well as \$656 million of associated retail rate base items.

## Notes to Financial Statements

When the rate adjustment occurs, Georgia Power's NCCR tariff will cease to be collected and financing costs will be included in Georgia Power's general retail revenue requirements. Further, as included in the approved Prudency Stipulation, if commercial operation for Unit 4 is not achieved by March 31, 2024, Georgia Power's ROE used to determine the NCCR tariff and calculate AFUDC will be reduced to zero, which will result in an estimated negative impact to earnings of approximately \$30 million per month until the month following the date commercial operation for Unit 4 is achieved. As of each Unit's respective first refueling outage, if the respective Unit's performance has materially deviated from expected performance, the Georgia PSC may order Georgia Power to credit customers for operations and maintenance expenses or disallow costs associated with the repair or replacement of any system, structure, or component found to have caused the material deviation in performance if proven to be the result of imprudent engineering, construction, procurement, testing, or start-up.

Annual retail base revenues will increase approximately \$729 million and the average retail base rates will be adjusted by approximately 5% (net of the elimination of the NCCR tariff described above) effective the first day of the month after Unit 4 achieves commercial operation.

The approval of the Application and the Prudency Stipulation resolves all issues for determination by the Georgia PSC regarding the reasonableness, prudence, and cost recovery for the remaining Plant Vogtle Units 3 and 4 construction and capital costs not already in retail base rates.

As a result of the Georgia PSC's approval of the Prudency Stipulation, Georgia Power recorded a pre-tax credit to income of approximately \$228 million (\$170 million after tax) in the fourth quarter 2023 to recognize CWIP costs previously charged to income, which are now recoverable through retail rates. Associated AFUDC on these costs was also recognized.

The ultimate outcome of these matters cannot be determined at this time.

### Mississippi Power

Mississippi Power's rates and charges for service to retail customers are subject to the regulatory oversight of the Mississippi PSC. Mississippi Power's rates are a combination of base rates and several separate cost recovery clauses for specific categories of costs. These separate cost recovery clauses address such items as fuel and purchased power, ad valorem taxes, property damage, and the costs of compliance with environmental laws and regulations. Costs not addressed through one of the specific cost recovery clauses are expected to be recovered through Mississippi Power's base rates.

### Performance Evaluation Plan

Mississippi Power's retail base rates generally are set under the PEP, a rate plan approved by the Mississippi PSC. In recognition that Mississippi Power's long-term financial success is dependent upon how well it satisfies its customers' needs, PEP includes performance indicators that directly tie customer service indicators to Mississippi Power's allowed ROE. PEP measures Mississippi Power's performance on a 10-point scale as a weighted average of results in three areas: average customer price, as compared to prices of other regional utilities (weighted at 40%); service reliability, measured in percentage of time customers had electric service (40%); and customer satisfaction, measured in a survey of residential customers (20%). Typically, two PEP filings are made for each calendar year: the PEP projected filing in March of the current year and the PEP lookback filing in March of the subsequent year. The annual PEP projected filings utilize a historic test year adjusted for "known and measurable" changes and discounted cash flow and regression formulas to determine base ROE. The PEP lookback filing reflects the actual revenue requirement.

In June 2021 and June 2022, the Mississippi PSC approved Mississippi Power's annual retail PEP filings, resulting in annual increases in revenues of approximately \$16 million, or 1.8%, and \$18 million, or 1.9%, respectively, effective with the first billing cycle of April 2021 and April 2022, respectively. On June 13, 2023, the Mississippi PSC approved Mississippi Power's annual retail PEP filing for 2023 indicating no change in retail rates.

### Integrated Resource Plan

In 2020, the Mississippi PSC issued an order requiring Mississippi Power to incorporate into its 2021 IRP a schedule of early or anticipated retirement of 950 MWs of fossil-steam generation by year-end 2027 to reduce the excess reserve margin Mississippi Power anticipated at that time. The order stated that Mississippi Power will be allowed to defer any retirement-related costs as regulatory assets for future recovery.

In 2021, the Mississippi PSC concluded its review of Mississippi Power's 2021 IRP. The 2021 IRP included a schedule to retire Plant Watson Unit 4 (268 MWs) and Mississippi Power's 40% ownership interest in Plant Greene County Units 1 and 2 (103 MWs each) in December 2023, 2025, and 2026, respectively, consistent with each unit's remaining useful life in the most recent approved depreciation studies. In addition, the schedule reflected the early retirement of Mississippi Power's 50% undivided ownership interest in Plant Daniel Units 1 and 2 (502 MWs) by the end of 2027. The Plant Greene County unit retirements require the completion by Alabama Power of transmission and system reliability improvements, as well as agreement by Alabama Power.

## **Notes to Financial Statements**

The remaining net book value of Plant Daniel Units 1 and 2 was approximately \$489 million at December 31, 2023 and Mississippi Power is continuing to depreciate these units using the current approved rates. Mississippi Power expects to reclassify the net book value remaining at retirement to a regulatory asset to be amortized over a period to be determined by the Mississippi PSC in future proceedings, consistent with the 2020 order. The Plant Watson and Greene County units are expected to be fully depreciated upon retirement. See Note 3 under "Other Matters – Mississippi Power" for additional information on Plant Daniel Units 1 and 2.

In October 2023, Mississippi Power signed an affiliate PPA with Georgia Power for 750 MWs of capacity, which began January 1, 2024 and will continue through December 2028. In order to fulfill this PPA and serve the interests of customers, Mississippi Power now expects electric generating units identified in its 2021 IRP to remain in service beyond the previously indicated dates. Mississippi Power is expected to file its next IRP in April 2024 in accordance with the rules and orders of the Mississippi PSC.

The ultimate outcome of these matters cannot be determined at this time.

### **Environmental Compliance Overview Plan**

In accordance with a 2011 accounting order from the Mississippi PSC, Mississippi Power has the authority to defer in a regulatory asset for future recovery all plant retirement- or partial retirement-related costs resulting from environmental regulations.

In June 2021, April 2022, and April 2023, the Mississippi PSC approved Mississippi Power's annual ECO Plan filings, resulting in a decrease in revenues of approximately \$9 million annually effective with the first billing cycle of July 2021, an increase in revenues of approximately \$1 million annually effective with the first billing cycle of May 2022, and a \$3 million annual increase in revenues effective with the first billing cycle of May 2023, respectively.

On February 12, 2024, Mississippi Power submitted its annual ECO Plan filing to the Mississippi PSC, which requested a \$9 million annual increase in revenues. The ultimate outcome of this matter cannot be determined at this time.

### **Fuel Cost Recovery**

Mississippi Power annually establishes, and is required to file for an adjustment to, the retail fuel cost recovery factor that is approved by the Mississippi PSC. The Mississippi PSC approved increases of \$2 million and \$43 million effective in February 2021 and 2022, respectively. In November 2022, Mississippi Power filed a request with the Mississippi PSC to increase retail fuel revenues by \$25 million annually effective with the first billing cycle of February 2023 and an additional \$25 million annually effective with the first billing cycle of June 2023. On January 10, 2023, the Mississippi PSC voted to defer approval of the filing. Mississippi Power is allowed to maintain current billing rates and continue accruing its weighted-average cost of capital on any under or over fuel recovery balance. On February 6, 2024, the Mississippi PSC approved Mississippi Power's request to increase retail fuel revenues by \$18 million annually effective with the first billing cycle of March 2024. The approved filing included the deferral of approximately \$61 million of under recovered fuel costs as of October 2023, which is expected to be included in Mississippi Power's next fuel filing. Mississippi Power will continue to accrue its weighted-average cost of capital on any under or over fuel recovery balance.

At December 31, 2023, Mississippi Power had \$50 million of deferred under recovered retail fuel clause revenues and \$27 million of over recovered retail fuel clause revenues primarily associated with its fuel-hedging program on its balance sheet. At December 31, 2022, under recovered retail fuel costs of approximately \$1 million were included in other customer accounts receivable on Mississippi Power's balance sheet. See Note 1 under "Fuel Costs" for additional information.

Mississippi Power has wholesale MRA and Market Based (MB) fuel cost recovery factors. Effective with the first billing cycles for January 2022, 2023, and 2024, annual revenues under the wholesale MRA fuel rate increased \$11 million and \$22 million and decreased \$4 million, respectively. The wholesale MB fuel rate did not change materially in any period presented. At December 31, 2023 and 2022, wholesale fuel costs were over recovered \$5 million and under recovered \$6 million, respectively.

Mississippi Power's operating revenues are adjusted for differences in actual recoverable fuel cost and amounts billed in accordance with the currently approved cost recovery rate. Accordingly, changes in the billing factor should have no significant effect on Mississippi Power's revenues or net income but will affect operating cash flows.

### **Ad Valorem Tax Adjustment**

Mississippi Power annually establishes an ad valorem tax adjustment factor that is approved by the Mississippi PSC. Effective with the first billing cycle of May 2021, July 2022, and June 2023, the Mississippi PSC approved changes in annual revenues collected through the ad valorem tax adjustment factor resulting in a \$28 million increase, a \$5 million increase, and a \$7 million decrease, respectively. The 2021 increase included approximately \$19 million of ad valorem taxes previously recovered through PEP in accordance with a 2019 rate case settlement agreement.

## Notes to Financial Statements

### **System Restoration Rider**

Mississippi Power carries insurance for the cost of certain types of damage to generation plants and general property. However, Mississippi Power is self-insured for the cost of storm, fire, and other uninsured casualty damage to its property, including transmission and distribution facilities. As permitted by the Mississippi PSC and the FERC, Mississippi Power accrues for the cost of such damage through an annual expense accrual which is credited to regulatory liability accounts for the retail and wholesale jurisdictions. The cost of repairing actual damage resulting from such events that individually exceed \$50,000 is charged to the reserve. Every year, the Mississippi PSC, the MPUS, and Mississippi Power agree on SRR revenue level(s).

Mississippi Power's net retail SRR accrual, which includes carrying costs and previously included amortization of related excess deferred income tax benefits, was \$11.7 million in 2023, \$6.9 million in 2022, and \$(1.8) million in 2021. At December 31, 2023 and 2022, the retail property damage reserve balance was \$45 million and \$37 million, respectively.

In 2021, the Mississippi PSC approved Mississippi Power's annual SRR filing, which requested an increase in retail revenues of approximately \$9 million annually effective with the first billing cycle of March 2022. On April 4, 2023, the Mississippi PSC approved Mississippi Power's annual SRR filing, which indicated no change in retail rates. Mississippi Power's minimum annual SRR accrual was increased from \$8.3 million to \$11.7 million. In the event the expected annual charges exceed the annual accrual or the target balance has been met, Mississippi Power and the Mississippi PSC will determine the appropriate change to the annual accrual. Additionally, if PEP earnings are above a certain threshold, Mississippi Power has the ability to apply any required PEP refund as an additional accrual to the property damage reserve in lieu of customer refunds.

On February 1, 2024, Mississippi Power submitted its annual SRR filing to the Mississippi PSC, which indicated no change in retail rates. The filing includes a request to increase the minimum annual SRR accrual from \$11.7 million to \$12.6 million.

### **Reliability Reserve Accounting Order**

In December 2022, the Mississippi PSC approved an accounting order authorizing Mississippi Power to create a reliability reserve for the purpose of deferring generation, transmission, and distribution reliability-related expenditures for use in a future year. Mississippi Power may make accruals to the reliability reserve each year after meeting with the MPUS and Mississippi PSC staff. Mississippi Power will provide annually, through its capital plan, energy delivery plan, or PEP filing, any amounts to be charged against the reliability reserve during the current year. During 2023 and 2022, Mississippi Power accrued \$11 million and \$25 million, respectively, to the reliability reserve. At December 31, 2023 and 2022, the reliability reserve balance was \$36 million and \$25 million, respectively.

### **Municipal and Rural Associations Tariff**

Mississippi Power provides wholesale electric service to Cooperative Energy, East Mississippi Electric Power Association, and the City of Collins, all located in southeastern Mississippi, under a long-term, cost-based, FERC-regulated MRA tariff.

In 2017, Mississippi Power and Cooperative Energy executed, and the FERC accepted, a Shared Service Agreement (SSA), as part of the MRA tariff, under which Mississippi Power and Cooperative Energy share in providing electricity to the Cooperative Energy delivery points under the tariff. In August 2022, the FERC accepted an amended SSA between Mississippi Power and Cooperative Energy, effective July 1, 2022, under which Cooperative Energy will continue to decrease its use of Mississippi Power's generation services under the MRA tariff up to 2.5% annually through 2035. At December 31, 2023, Mississippi Power is serving approximately 390 MWs of Cooperative Energy's annual demand. Beginning in 2036, Cooperative Energy will provide 100% of its electricity requirements at the MRA delivery points under the tariff. Neither party has the option to cancel the amended SSA.

On October 27, 2023, the FERC approved a settlement agreement filed by Mississippi Power and Cooperative Energy on July 31, 2023 related to Mississippi Power's July 2022 request for a \$23 million increase in annual wholesale base revenues under the MRA tariff. The settlement agreement provides for a \$16 million increase in annual wholesale base revenues, effective September 14, 2022, and a refund to customers of approximately \$6 million primarily related to the difference between the approved rates and interim rates.

### **Southern Company Gas**

#### **Utility Regulation and Rate Design**

The natural gas distribution utilities are subject to regulation and oversight by their respective state regulatory agencies. Rates charged to customers vary according to customer class (residential, commercial, or industrial) and rate jurisdiction. These agencies approve rates designed to provide the opportunity to generate revenues to recover all prudently-incurred costs, including a return on rate base sufficient to pay interest on debt and provide a reasonable ROE.

## Notes to Financial Statements

As a result of operating in a deregulated environment, Atlanta Gas Light earns revenue by charging rates to its customers based primarily on monthly fixed charges that are set by the Georgia PSC and adjusted periodically. The Marketers add these fixed charges when billing their respective customers. This mechanism, called a straight-fixed-variable rate design, minimizes the seasonality of Atlanta Gas Light's revenues since the monthly fixed charge is not volumetric or directly weather dependent.

With the exception of Atlanta Gas Light, the earnings of the natural gas distribution utilities can be affected by customer consumption patterns that are largely a function of weather conditions and price levels for natural gas. Specifically, customer demand substantially increases during the Heating Season when natural gas is used for heating purposes. Southern Company Gas has various mechanisms, such as weather and revenue normalization mechanisms and weather derivative instruments, that limit exposure to weather changes within typical ranges in these utilities' respective service territories.

In addition to natural gas cost recovery mechanisms, other cost recovery mechanisms and regulatory riders, which vary by utility, allow recovery of certain costs, such as those related to infrastructure replacement programs as well as environmental remediation, energy efficiency plans, and bad debts. In traditional rate designs, utilities recover a significant portion of the fixed customer service and pipeline infrastructure costs based on assumed natural gas volumes used by customers. With the exception of Chattanooga Gas, the natural gas distribution utilities have decoupled regulatory mechanisms that Southern Company Gas believes encourage conservation by separating the recoverable amount of these fixed costs from the amounts of natural gas used by customers. See "Rate Proceedings" herein for additional information. Also see "Infrastructure Replacement Programs and Capital Projects" herein for additional information regarding infrastructure replacement programs at certain of the natural gas distribution utilities.

The following table provides regulatory information for Southern Company Gas' natural gas distribution utilities:

	Nicor Gas	Atlanta Gas Light	Virginia Natural Gas	Chattanooga Gas
Authorized ROE at December 31, 2023	9.51%	10.25%	9.70%	9.80%
Weather normalization mechanisms <sup>(a)</sup>			✓	✓
Decoupled, including straight-fixed-variable rates <sup>(b)</sup>	✓	✓	✓	
Regulatory infrastructure program rate <sup>(c)</sup>	✓	✓	✓	✓
Bad debt rider <sup>(d)</sup>	✓		✓	✓
Energy efficiency plan <sup>(e)</sup>	✓		✓	
Annual base rate adjustment mechanism <sup>(f)</sup>		✓		✓
Year of last base rate case decision	2023	2019	2023	2018

(a) Designed to help stabilize operating results by allowing recovery of costs in the event of unseasonal weather, but are not direct offsets to the potential impacts on earnings of weather and customer consumption.

(b) Allows for recovery of fixed customer service costs separately from assumed natural gas volumes used by customers and provides a benchmark level of revenue for recovery.

(c) See "Infrastructure Replacement Programs and Capital Projects" herein for additional information. Chattanooga Gas' pipeline replacement program costs are recovered through its annual base rate review mechanism.

(d) The recovery (refund) of bad debt expense over (under) an established benchmark expense. The gas portion of bad debt expense is recovered through purchased gas adjustment mechanisms. Nicor Gas also has a rider to recover the non-gas portion of bad debt expense.

(e) Recovery of costs associated with plans to achieve specified energy savings goals.

(f) Regulatory mechanism allowing annual adjustments to base rates up or down based on authorized ROE and/or ROE range.

### Infrastructure Replacement Programs and Capital Projects

In addition to capital expenditures recovered through base rates by each of the natural gas distribution utilities, Nicor Gas and Virginia Natural Gas have separate rate riders that provide timely recovery of capital expenditures for specific infrastructure replacement programs and Atlanta Gas Light has a separate rate rider that provides for the timely recovery of capital expenditures for a specific reinforcement capital program. Total capital expenditures incurred during 2023 for all gas distribution operations were \$1.6 billion.

The following table and discussions provide updates on the infrastructure replacement programs and capital projects at the natural gas distribution utilities at December 31, 2023. These programs are risk-based and designed to update and replace cast iron, bare steel, and mid-vintage plastic materials or expand Southern Company Gas' distribution systems to improve reliability and meet operational flexibility and growth.



## Notes to Financial Statements

Utility	Program	Recovery	Capital Expenditures in 2023	Capital Expenditures Since Project Inception	Pipe Installed Since Project Inception	Scope of Program	Program Duration	Last Year of Program
			(in millions)		(miles)	(miles)	(years)	
Nicor Gas	Investing in Illinois Qualifying Infrastructure Plant <sup>(1)</sup>	Rider	\$365	\$3,228	1,367	1,367	9	2023
Virginia Natural Gas	SAVE	Rider	75	486	567	695	13	2024
Atlanta Gas Light	System Reinforcement	Rider	104	180	20	N/A	3	2024
Chattanooga Gas	Pipeline Replacement Program	Rate Base	9	16	15	73	7	2027
<b>Total</b>			<b>\$553</b>	<b>\$3,910</b>	<b>1,969</b>	<b>2,135</b>		

(\*) Included replacement of pipes, compressors, and transmission mains along with other improvements such as new meters. This program ended November 30, 2023 with all expenditures placed in service. Recovery of program costs is described under "Nicor Gas" herein.

### Nicor Gas

Illinois legislation allows Nicor Gas to provide more widespread safety and reliability enhancements to its distribution system through 2023 and stipulates that rate increases to customers as a result of any infrastructure investments shall not exceed a cumulative annual average of 4.0% or, in any given year, 5.5% of base rate revenues. In 2014, the Illinois Commission approved the nine-year regulatory infrastructure program, Investing in Illinois, which concluded in 2023 and is subject to annual review, as discussed further below. In accordance with orders from the Illinois Commission, Nicor Gas recovers program costs incurred through a separate rider and base rates. See "Rate Proceedings – Nicor Gas" herein for additional information.

On June 15, 2023, the Illinois Commission concluded its review of the Qualifying Infrastructure Plant (QIP) capital investments by Nicor Gas for calendar year 2019 under the QIP rider, also referred to as Investing in Illinois program. The Illinois Commission disallowed \$32 million of the \$415 million of capital investments commissioned in 2019, together with the related return on investment. Nicor Gas recorded a pre-tax charge to income in the second quarter 2023 of \$38 million (\$28 million after tax) associated with the disallowance of capital investments placed in service in 2019. The disallowance is reflected on the statement of income as an \$8 million reduction to revenues and \$30 million in estimated loss on regulatory disallowance. On August 3, 2023, the Illinois Commission denied a rehearing request filed by Nicor Gas. On August 24, 2023, Nicor Gas filed a notice of appeal with the Illinois Appellate Court. Nicor Gas defends these investments in infrastructure as prudently incurred.

The following table provides a summary of QIP capital investments during the nine-year program:

Year	Status of QIP Annual Review Proceeding	Capital Investments	Disallowed	Month of Disallowance
		(in millions)		
2015 – 2018	Complete	\$ 1,246	\$ —	
2019	Complete <sup>(a)</sup>	415	32	June 2023
2020	Filed March 2021	402 <sup>(b)</sup>		
2021	Filed March 2022	392 <sup>(b)</sup>		
2022	Filed March 2023	408 <sup>(b)</sup>	6 <sup>(a)(c)</sup>	November 2023
2023	To be filed by March 20, 2024	365 <sup>(b)</sup>	25 <sup>(a)(c)</sup>	November 2023
		<b>\$ 3,228</b>	<b>\$ 63</b>	

(a) Appealed to the Illinois Appellate Court.

(b) Capital investments are subject to the required QIP annual review proceeding; years 2020 through 2022 are pending with the Illinois Commission.

(c) Disallowed in Nicor Gas' 2023 general base rate case proceeding. See "Rate Proceedings – Nicor Gas" herein for additional information regarding the Illinois Commission's disallowance of certain capital investments.

Any further cost disallowances by the Illinois Commission in the pending cases could be material to the financial statements of Southern Company Gas. The ultimate outcome of these matters cannot be determined at this time.

## Notes to Financial Statements

### **Virginia Natural Gas**

The SAVE program, an accelerated infrastructure replacement program, allows Virginia Natural Gas to continue replacing aging pipeline infrastructure through 2024. The program includes authorized annual investments of \$60 million in 2021 and \$70 million in each year from 2022 through 2024, with a total potential variance of up to \$5 million allowed for the program, for a maximum total investment over the six-year term (2019 through 2024) of \$365 million.

On February 9, 2024, Virginia Natural Gas filed with the Virginia Commission a request to extend the existing SAVE program through 2029. The request includes investments of \$70 million in each year from 2025 through 2029, with a potential variance of up to \$5 million allowed for the program, for a maximum total investment over the five-year extension (2025 through 2029) of \$355 million.

Virginia Natural Gas expects the Virginia Commission to issue a final order on this matter in the second quarter 2024. The ultimate outcome of this matter cannot be determined at this time.

The SAVE program is subject to annual review by the Virginia Commission. In accordance with the base rate case approved by the Virginia Commission in 2023, Virginia Natural Gas is recovering program costs incurred prior to January 1, 2023 through base rates. Program costs incurred subsequent to January 1, 2023 are currently being recovered through a separate rider and are subject to future base rate case proceedings. See "Rate Proceedings – Virginia Natural Gas" herein for additional information.

### **Atlanta Gas Light**

In 2019, the Georgia PSC approved the continuation of GRAM as part of Atlanta Gas Light's 2019 rate case order. Various infrastructure programs previously authorized by the Georgia PSC, including the Integrated Vintage Plastic Replacement Program to replace aging plastic pipe and the Integrated System Reinforcement Program to upgrade Atlanta Gas Light's distribution system and LNG facilities in Georgia, continue under GRAM and the recovery of and return on the infrastructure program investments are included in annual base rate adjustments. The amounts to be recovered through rates related to allowed, but not incurred, costs have been quantified as an unrecognized ratemaking amount that is not reflected on the balance sheets. These allowed costs are primarily the equity return on the capital investment under the infrastructure programs in place prior to GRAM and are being recovered through GRAM and base rates until the earlier of the full recovery of such amounts or December 31, 2025. The under recovered balance at December 31, 2023 was \$44 million, including \$23 million of unrecognized equity return, and is expected to be recovered by December 31, 2025. The Georgia PSC reviews Atlanta Gas Light's performance annually under GRAM. See "Unrecognized Ratemaking Amounts" herein for additional information.

Atlanta Gas Light and the staff of the Georgia PSC previously agreed to a variation of the Integrated Customer Growth Program to extend pipeline facilities to serve customers in areas without pipeline access and create new economic development opportunities in Georgia. A separate tariff provides recovery of up to \$15 million annually for strategic economic development projects approved by the Georgia PSC.

See "Rate Proceedings – Atlanta Gas Light" herein for additional information regarding the Georgia PSC's 2021 approval of Atlanta Gas Light's GRAM filing and Integrated Capacity and Delivery Plan. The Georgia PSC also approved a new System Reinforcement Rider for authorized large pressure improvement and system reliability projects, which is expected to recover related capital investments totaling \$286 million for the years 2022 through 2024, of which \$104 million and \$76 million was incurred in 2023 and 2022, respectively.

### **Chattanooga Gas**

In 2021, the Tennessee Public Utilities Commission approved Chattanooga Gas' pipeline replacement program to replace approximately 73 miles of distribution main over a seven-year period. The estimated total cost of the program is \$118 million, which will be recovered through Chattanooga Gas' annual base rate review mechanism.

### **Natural Gas Cost Recovery**

With the exception of Atlanta Gas Light, the natural gas distribution utilities are authorized by the relevant regulatory agencies in the states in which they serve to use natural gas cost recovery mechanisms that adjust rates to reflect changes in the wholesale cost of natural gas and ensure recovery of all costs prudently incurred in purchasing natural gas for customers. The natural gas distribution utilities defer or accrue the difference between the actual cost of natural gas and the amount of commodity revenue earned in a given period. The deferred or accrued amount is either billed or refunded to customers prospectively through adjustments to the commodity rate. Deferred natural gas costs are reflected as regulatory assets and accrued natural gas costs are reflected as regulatory liabilities. Natural gas costs generally do not have a significant effect on Southern Company's or Southern Company Gas' net income, but could have a significant effect on cash flows. Since Atlanta Gas Light does not sell natural gas directly to its end-use customers, it does not utilize a traditional natural gas cost recovery mechanism. However, Atlanta Gas Light does maintain natural gas inventory for the Marketers in Georgia and recovers the cost through recovery mechanisms approved by the Georgia PSC. At December 31, 2023, the over recovered balance was \$214 million, which was included in natural gas cost over recovery on Southern Company's and Southern Company Gas' balance sheets. At December 31, 2022, the under recovered balance was \$108 million, which was included in natural gas cost under recovery on Southern Company's and Southern Company Gas' balance sheets.

## Notes to Financial Statements

### Rate Proceedings

#### Nicor Gas

In 2021, the Illinois Commission approved a \$240 million annual base rate increase, which became effective November 24, 2021. The base rate increase included \$94 million related to the recovery of program costs under the Investing in Illinois program and was based on a ROE of 9.75% and an equity ratio of 54.5%.

On November 16, 2023, the Illinois Commission approved a \$223 million annual base rate increase for Nicor Gas, which became effective December 1, 2023. The base rate increase was based on a return on equity of 9.51% and an equity ratio of 50.00%.

In connection with Nicor Gas' general base rate case proceeding, the Illinois Commission disallowed \$126.8 million of capital investments that have been completed or planned to be completed through December 31, 2024. This includes \$31 million for capital investments placed in service in 2022 and 2023 under the Investing in Illinois program and \$95.9 million for other transmission and distribution capital investments. Nicor Gas recorded a pre-tax charge to income in the fourth quarter 2023 of \$58 million (\$44 million after tax) associated with the disallowances, with the remaining \$69 million related to prospective projects that will be postponed and/or reevaluated. The disallowance is reflected on the statement of income in estimated loss on regulatory disallowance. See "Infrastructure Replacement Programs and Capital Projects – Nicor Gas" herein for additional information regarding the Illinois Commission's disallowance of certain capital investments. On January 3, 2024, the Illinois Commission denied a request by Nicor Gas for rehearing on the base rate case disallowances associated with capital investment, as well as on other issues determined in the Illinois Commission's November 16, 2023 base rate case decision. On February 6, 2024, Nicor Gas filed a notice of appeal with the Illinois Appellate Court related to the Illinois Commission's rate case ruling. The ultimate outcome of this matter cannot be determined at this time.

#### Atlanta Gas Light

The Georgia PSC evaluates Atlanta Gas Light's earnings against a ROE range of 10.05% to 10.45%, with disposition of any earnings above 10.45% to be determined by the Georgia PSC. Additionally, the Georgia PSC allows inclusion in base rates of the recovery of and return on the infrastructure program investments, including, but not limited to, GRAM adjustments. GRAM filing rate adjustments are based on an authorized ROE of 10.25%. GRAM adjustments for 2021 could not exceed 5% of 2020 base rates. The 5% limitation does not set a precedent in any future rate proceedings by Atlanta Gas Light.

In April 2021, Atlanta Gas Light filed its Integrated Capacity and Delivery Plan (i-CDP) with the Georgia PSC, which included a series of ongoing and proposed pipeline safety, reliability, and growth programs for the next 10 years (2022 through 2031), as well as the required capital investments and related costs to implement the programs. The i-CDP reflected capital investments totaling approximately \$0.5 billion to \$0.6 billion annually.

In November 2021, the Georgia PSC approved a stipulation agreement between Atlanta Gas Light and the staff of the Georgia PSC, under which, for the years 2022 through 2024, Atlanta Gas Light will incrementally reduce its combined GRAM and System Reinforcement Rider request by 10% through Atlanta Gas Light's GRAM mechanism, which resulted in a reduction of \$5 million for 2022, \$7 million for 2023, and \$9 million for 2024. The stipulation agreement also provided for \$1.7 billion of total capital investment for the years 2022 through 2024.

In November 2021, December 2022, and December 2023, the Georgia PSC approved Atlanta Gas Light's annual GRAM filings, which resulted in an annual rate increase of \$43 million effective January 1, 2022, an annual rate increase of \$53 million effective January 1, 2023, and an annual rate increase of \$53 million effective January 1, 2024, respectively.

On February 1, 2024, Atlanta Gas Light filed its triennial i-CDP with the Georgia PSC, which included a series of ongoing and proposed pipeline safety, reliability, and growth programs for the next 10 years (2025 through 2034), as well as the required capital investments and related costs to implement the programs. The i-CDP reflected capital investments totaling approximately \$0.7 billion to \$1.0 billion annually. Atlanta Gas Light expects the Georgia PSC to issue a final order on this matter in the third quarter 2024. The ultimate outcome of this matter cannot be determined at this time.

#### Virginia Natural Gas

In 2021, the Virginia Commission approved a stipulation agreement related to Virginia Natural Gas' 2020 general rate case filing, which allowed for a \$43 million increase in annual base rate revenues, including \$14 million related to the recovery of investments under the SAVE program, based on a ROE of 9.5% and an equity ratio of 51.9%. Interim rates became effective as of November 1, 2020, subject to refund, based on Virginia Natural Gas' original requested increase of approximately \$50 million. Refunds to customers related to the difference between the approved rates effective October 1, 2021 and the interim rates were completed during the fourth quarter 2021.

## Notes to Financial Statements

On August 28, 2023, the Virginia Commission approved a stipulation agreement related to Virginia Natural Gas' August 2022 general base rate case filing, which allowed for a \$48 million increase in annual base rate revenues based on a ROE of 9.70% and an equity ratio of 49.06%. Interim rates became effective as of January 1, 2023, subject to refund, based on Virginia Natural Gas' original requested increase of approximately \$69 million. Refunds to customers related to the difference between the approved rates effective September 1, 2023 and the interim rates were completed during the fourth quarter 2023.

### Unrecognized Ratemaking Amounts

The following table illustrates Southern Company Gas' authorized ratemaking amounts that are not recognized on its balance sheets. These amounts are primarily comprised of an allowed equity rate of return on assets associated with certain regulatory infrastructure programs. These amounts will be recognized as revenues in Southern Company Gas' financial statements in the periods they are billable to customers, the majority of which will be recovered by 2025.

	December 31, 2023	December 31, 2022
	<i>(in millions)</i>	
Atlanta Gas Light	\$23	\$35
Virginia Natural Gas	10	10
Chattanooga Gas	7	2
Nicor Gas	3	3
Total	\$43	\$50

## 3. CONTINGENCIES, COMMITMENTS, AND GUARANTEES

### General Litigation Matters

The Registrants are involved in various matters being litigated and regulatory matters. The ultimate outcome of such pending or potential litigation or regulatory matters against each Registrant and any subsidiaries cannot be determined at this time; however, for current proceedings not specifically reported herein, management does not anticipate that the ultimate liabilities, if any, arising from such current proceedings would have a material effect on such Registrant's financial statements.

The Registrants intend to dispute the allegations raised in and vigorously defend against the pending legal challenges discussed below; however, the ultimate outcome of these matters cannot be determined at this time.

### Southern Company and Mississippi Power

In 2010, the DOE, through a cooperative agreement with SCS, agreed to fund \$270 million of the Kemper County energy facility through the grants awarded to the project by the DOE under the Clean Coal Power Initiative Round 2. In 2016, additional DOE grants in the amount of \$137 million were awarded to the Kemper County energy facility. In 2018, Mississippi Power filed with the DOE its request for property closeout certification under the contract related to the \$387 million of total grants received. In 2020, Mississippi Power and Southern Company executed an agreement with the DOE completing Mississippi Power's request, which enabled Mississippi Power to proceed with full dismantlement of the abandoned gasifier-related assets and site restoration activities. In connection with the DOE closeout discussions, in 2019, the Civil Division of the Department of Justice informed Southern Company and Mississippi Power of a civil investigation related to the DOE grants. On August 4, 2023, the U.S. District Court for the Northern District of Georgia unsealed a civil action in which defendants Southern Company, SCS, and Mississippi Power are alleged to have violated certain provisions of the False Claims Act by fraudulently inducing the DOE to disburse funds pursuant to the grants. The federal government declined to intervene in the action. On October 30, 2023, the plaintiff, a former SCS employee, filed an amended complaint, again alleging certain violations of the False Claims Act. The plaintiff seeks to recover all damages incurred personally and on behalf of the government caused by the defendants' alleged violations, as well as treble damages and attorneys' fees, among other relief. The ultimate outcome of this matter cannot be determined at this time; however, an adverse outcome could have a material impact on Southern Company's and Mississippi Power's financial statements.

### Alabama Power

In September 2022, Mobile Baykeeper filed a citizen suit in the U.S. District Court for the Southern District of Alabama alleging that Alabama Power's plan to close the Plant Barry ash pond utilizing a closure-in-place methodology violates the Resource Conservation and Recovery Act (RCRA) and regulations governing CCR. Among other relief requested, Mobile Baykeeper sought a declaratory judgment that the RCRA and regulations governing CCR were being violated, preliminary and injunctive relief to prevent implementation of Alabama Power's closure plan and the development of a closure plan that satisfies regulations governing CCR requirements. In December 2022, Alabama Power filed a motion to dismiss the case. On January 4, 2024, the lawsuit was dismissed without prejudice by the U.S. District Court judge. On February 1, 2024, the plaintiff filed a motion to reconsider.

## Notes to Financial Statements

On January 31, 2023, the EPA issued a Notice of Potential Violations associated with Alabama Power's plan to close the Plant Barry ash pond. Alabama Power has affirmed to the EPA its position that it is in compliance with CCR requirements. The ultimate outcome of this matter cannot be determined at this time but could have a material impact on Alabama Power's ARO estimates and cash flows.

See Note 6 for a discussion of Alabama Power's ARO liabilities.

### **Georgia Power**

In July 2020, a group of individual plaintiffs filed a complaint, which was amended in December 2022, in the Superior Court of Fulton County, Georgia against Georgia Power alleging that the construction and operation of Plant Scherer has impacted groundwater and air, resulting in alleged personal injuries and property damage. The plaintiffs seek an unspecified amount of monetary damages including punitive damages, a medical monitoring fund, and injunctive relief. In December 2022, the Superior Court of Fulton County, Georgia granted Georgia Power's motion to transfer the case to the Superior Court of Monroe County, Georgia. On May 9, 2023, the Superior Court of Monroe County, Georgia denied Georgia Power's motion to dismiss the case for lack of subject matter jurisdiction. On July 27, 2023, the Superior Court of Monroe County, Georgia denied the remaining motions to dismiss certain claims and plaintiffs that Georgia Power filed at the outset of the case.

In October 2021, February 2022, and January 2023, a total of eight additional complaints were filed in the Superior Court of Monroe County, Georgia against Georgia Power alleging that releases from Plant Scherer have impacted groundwater and air, resulting in alleged personal injuries and property damage. The plaintiffs sought an unspecified amount of monetary damages including punitive damages. After Georgia Power removed these cases to the U.S. District Court for the Middle District of Georgia, the plaintiffs voluntarily dismissed their complaints without prejudice in November 2022 and January 2023. On May 12, 2023, the plaintiffs in the cases originally filed in October 2021, February 2022, and January 2023 refiled their eight complaints in the Superior Court of Monroe County, Georgia. Also on May 12, 2023, a new complaint was filed in the Superior Court of Monroe County, Georgia against Georgia Power alleging that the construction and operation of Plant Scherer have impacted groundwater and air, resulting in alleged personal injuries. The plaintiff seeks an unspecified amount of monetary damages, including punitive damages. On May 18, 2023, Georgia Power removed all of these cases to the U.S. District Court for the Middle District of Georgia. The plaintiffs are requesting the court remand the cases back to the Superior Court of Monroe County, Georgia.

The amount of possible loss, if any, from these matters cannot be estimated at this time.

### **Mississippi Power**

In 2018, Ray C. Turnage and 10 other individual plaintiffs filed a putative class action complaint against Mississippi Power and the three then-serving members of the Mississippi PSC in the U.S. District Court for the Southern District of Mississippi, which was amended in March 2019 to include four additional plaintiffs. Mississippi Power received Mississippi PSC approval in 2013 to charge a mirror CWIP rate premised upon including in its rate base pre-construction and construction costs for the Kemper IGCC prior to placing the Kemper IGCC into service. The Mississippi Supreme Court reversed that approval and ordered Mississippi Power to refund the amounts paid by customers under the previously-approved mirror CWIP rate. The plaintiffs allege that the initial approval process, and the amount approved, were improper and make claims for gross negligence, reckless conduct, and intentional wrongdoing. They also allege that Mississippi Power underpaid customers by up to \$23.5 million in the refund process by applying an incorrect interest rate. The plaintiffs seek to recover, on behalf of themselves and their putative class, actual damages, punitive damages, pre-judgment interest, post-judgment interest, attorney's fees, and costs. The district court dismissed the amended complaint; however, in March 2020, the plaintiffs filed a motion seeking to name the new members of the Mississippi PSC, the Mississippi Development Authority, and Southern Company as additional defendants and add a cause of action against all defendants based on a dormant commerce clause theory under the U.S. Constitution. In July 2020, the plaintiffs filed a motion for leave to file a third amended complaint, which included the same federal claims as the proposed second amended complaint, as well as several additional state law claims based on the allegation that Mississippi Power failed to disclose the annual percentage rate of interest applicable to refunds. In November 2020, the district court denied each of the plaintiffs' pending motions and entered final judgment in favor of Mississippi Power. In January 2021, the district court denied further motions by the plaintiffs to vacate the judgment and to file a revised second amended complaint. In February 2021, the plaintiffs filed a notice of appeal with the U.S. Court of Appeals for the Fifth Circuit. In March 2022, the U.S. Court of Appeals for the Fifth Circuit issued an opinion affirming the dismissal of the claims against the Mississippi PSC defendants but reversing the dismissal of the claims against Mississippi Power. In May 2022, the U.S. Court of Appeals for the Fifth Circuit denied a petition by Mississippi Power for a rehearing en banc and remanded the case to the U.S. District Court for the Southern District of Mississippi for further proceedings. In June 2022, Mississippi Power filed with the trial court a motion to dismiss the complaint with prejudice, which was granted on March 15, 2023. On March 28, 2023, the plaintiffs filed a notice of appeal with the U.S. Court of Appeals for the Fifth Circuit. On December 14, 2023, the U.S. Court of Appeals for the Fifth Circuit affirmed the district court's order dismissing the plaintiffs' complaint against Mississippi Power. On December 28, 2023, the plaintiffs filed a petition for panel rehearing, which was denied on January 10, 2024. The plaintiffs have until April 9, 2024 to file a petition for writ of certiorari with the U.S. Supreme Court. The ultimate outcome of this matter cannot be determined at this time.

## Notes to Financial Statements

### Southern Power

In July 2021, Southern Power and certain of its subsidiaries filed an arbitration demand with the American Arbitration Association against First Solar Electric, LLC (First Solar) for defective design of actuators on trackers and inverters installed by First Solar under the engineering, procurement, and construction agreements associated with five solar projects owned by Southern Power and partners and managed by Southern Power. In February 2023, arbitration hearings concluded. In July 2023, an interim award of approximately \$36 million was entered in favor of Southern Power and was subsequently received in September 2023. The interim award included \$18 million representing recovery of losses associated with replacement costs, penalty payments, and lost revenues previously incurred. This recovery is reflected in Southern Power's 2023 statement of income as an \$11 million reduction to other operations and maintenance expense and a \$7 million increase in other revenues, with \$6 million allocated through noncontrolling interests to Southern Power's partners. The remaining \$18 million in award proceeds received in excess of the losses incurred is recognized on the balance sheet at December 31, 2023 as restricted cash and a liability to fund future replacement costs. In November 2023, the final award was issued and Southern Power filed for confirmation of the final award in the Delaware Court of Chancery. In December 2023, First Solar filed a motion to dismiss the confirmation and, in February 2024, filed a petition to vacate the arbitration award in the Supreme Court of New York County, New York. The ultimate outcome of this matter cannot be determined at this time.

### Environmental Remediation

The Southern Company system must comply with environmental laws and regulations governing the handling and disposal of waste and releases of hazardous substances. Under these various laws and regulations, the Southern Company system could incur substantial costs to clean up affected sites. The traditional electric operating companies and the natural gas distribution utilities conduct studies to determine the extent of any required cleanup and have recognized the estimated costs to clean up known impacted sites in the financial statements. A liability for environmental remediation costs is recognized only when a loss is determined to be probable and reasonably estimable and is reduced as expenditures are incurred. The traditional electric operating companies and the natural gas distribution utilities in Illinois and Georgia have each received authority from their respective state PSCs or other applicable state regulatory agencies to recover approved environmental remediation costs through regulatory mechanisms. Any difference between the liabilities accrued and costs recovered through rates is deferred as a regulatory asset or liability. These regulatory mechanisms are adjusted annually or as necessary within limits approved by the state PSCs or other applicable state regulatory agencies.

Georgia Power has been designated or identified as a potentially responsible party at sites governed by the Georgia Hazardous Site Response Act and/or by the federal Comprehensive Environmental Response, Compensation, and Liability Act, and assessment and potential cleanup of such sites is expected. For 2023, 2022, and 2021, Georgia Power recovered approximately \$5 million, \$12 million, and \$12 million, respectively, through the ECCR tariff for environmental remediation.

Southern Company Gas is subject to environmental remediation liabilities associated with 40 former manufactured gas plant sites in four different states. Southern Company Gas' accrued environmental remediation liability at December 31, 2023 and 2022 was based on the estimated cost of environmental investigation and remediation associated with these sites.

At December 31, 2023 and 2022, the environmental remediation liability and the balance of under recovered environmental remediation costs were reflected in the balance sheets of Southern Company, Georgia Power, and Southern Company Gas as shown in the table below. Alabama Power and Mississippi Power did not have environmental remediation liabilities at December 31, 2023 or 2022.

	Southern Company	Georgia Power	Southern Company Gas
	<i>(in millions)</i>		
<b>December 31, 2023:</b>			
Environmental remediation liability:			
Other current liabilities	\$ 44	\$14	\$ 30
Accrued environmental remediation	192	—	192
Under recovered environmental remediation costs:			
Other regulatory assets, current	\$ 45	\$ 5	\$ 40
Other regulatory assets, deferred	210	15	195
<b>December 31, 2022:</b>			
Environmental remediation liability:			
Other current liabilities	\$ 65	\$15	\$ 49
Accrued environmental remediation	207	—	207
Under recovered environmental remediation costs:			
Other regulatory assets, current	\$ 59	\$ 5	\$ 54
Other regulatory assets, deferred	235	20	215

## Notes to Financial Statements

The ultimate outcome of these matters cannot be determined at this time; however, as a result of the regulatory treatment for environmental remediation expenses described above, the final disposition of these matters is not expected to have a material impact on the financial statements of the applicable Registrants.

### Nuclear Fuel Disposal Costs

Acting through the DOE and pursuant to the Nuclear Waste Policy Act of 1982, the U.S. government entered into contracts with Alabama Power and Georgia Power that required the DOE to take title to and dispose of spent nuclear fuel generated at Plants Farley, Hatch, and Vogtle Units 1 and 2 beginning no later than January 31, 1998. The DOE has yet to commence performance of its contractual and statutory obligation to dispose of spent nuclear fuel. Consequently, Alabama Power and Georgia Power pursued and continue to pursue legal remedies against the U.S. government for its partial breach of contract.

In 2014, Alabama Power and Georgia Power filed their third round of lawsuits against the U.S. government in the Court of Federal Claims, seeking damages for the costs of continuing to store spent nuclear fuel at Plants Farley, Hatch, and Vogtle Units 1 and 2 for the period from January 1, 2011 through December 31, 2013. The damage period was subsequently extended to December 31, 2014. In 2019, the Court of Federal Claims granted Alabama Power's and Georgia Power's motion for summary judgment on damages not disputed by the U.S. government, awarding those undisputed damages to Alabama Power and Georgia Power. However, those undisputed damages are not collectible until the court enters final judgment on the remaining damages.

In 2017, Alabama Power and Georgia Power filed their fourth round of lawsuits against the U.S. government in the Court of Federal Claims, seeking damages for the costs of continuing to store spent nuclear fuel at Plants Farley, Hatch, and Vogtle Units 1 and 2 for the period from January 1, 2015 through December 31, 2017. In 2020, Alabama Power and Georgia Power filed amended complaints in those fourth-round lawsuits adding damages incurred from January 1, 2018 to December 31, 2019 to the claim period.

The outstanding claims for the period January 1, 2011 through December 31, 2019 total \$106 million and \$128 million for Alabama Power and Georgia Power (based on its ownership interests), respectively. Damages will continue to accumulate until the issue is resolved, the U.S. government disposes of Alabama Power's and Georgia Power's spent nuclear fuel pursuant to its contractual obligations, or alternative storage is otherwise provided. No amounts have been recognized in the financial statements as of December 31, 2023 for any potential recoveries from the pending lawsuits.

The final outcome of these matters cannot be determined at this time. However, Alabama Power and Georgia Power expect to credit any recoveries for the benefit of customers in accordance with direction from their respective PSC; therefore, no material impact on Southern Company's, Alabama Power's, or Georgia Power's net income is expected.

On-site dry spent fuel storage facilities are operational at all three plants and can be expanded to accommodate spent fuel through the expected life of each plant.

### Nuclear Insurance

Under the Price-Anderson Amendments Act (Act), Alabama Power and Georgia Power maintain agreements of indemnity with the NRC that, together with private insurance, cover third-party liability arising from any nuclear incident occurring at the companies' nuclear power plants. The Act provides funds up to \$16.2 billion for public liability claims that could arise from a single nuclear incident. Each nuclear plant is insured against this liability to a maximum of \$450 million by American Nuclear Insurers (ANI), with the remaining coverage provided by a mandatory program of deferred premiums that could be assessed, after a nuclear incident, against all owners of commercial nuclear reactors. A company could be assessed up to \$166 million per incident for each licensed reactor it operates but not more than an aggregate of \$25 million per incident to be paid in a calendar year for each reactor. Such maximum assessment, excluding any applicable state premium taxes, for Alabama Power and Georgia Power, based on its ownership and buyback interests in all licensed reactors, is \$332 million and \$473 million, respectively, per incident, but not more than an aggregate of \$49 million and \$71 million, respectively, to be paid for each incident in any one year. Both the maximum assessment per reactor and the maximum yearly assessment are adjusted for inflation at least every five years. The next scheduled adjustment is due no later than November 1, 2028. See Note 5 under "Joint Ownership Agreements" for additional information on joint ownership agreements.

Alabama Power and Georgia Power are members of Nuclear Electric Insurance Limited (NEIL), a mutual insurer established to provide property damage insurance in an amount up to \$1.5 billion for members' operating nuclear generating facilities. Additionally, both companies have NEIL policies that currently provide decontamination, excess property insurance, and premature decommissioning coverage up to \$1.25 billion for nuclear losses and policies providing coverage up to \$750 million for non-nuclear losses in excess of the \$1.5 billion primary coverage.

## Notes to Financial Statements

NEIL also covers the additional costs that would be incurred in obtaining replacement power during a prolonged accidental outage at a member's nuclear plant. Members can purchase this coverage, subject to a deductible waiting period of up to 26 weeks, with a maximum per occurrence per unit limit of \$490 million. After the deductible period, weekly indemnity payments would be received until either the unit is operational or until the limit is exhausted. Alabama Power and Georgia Power each purchase limits based on the projected full cost of replacement power, subject to ownership limitations, and have each elected a 12-week deductible waiting period for each nuclear plant.

A builders' risk property insurance policy has been purchased from NEIL for the construction of Plant Vogtle Unit 4. This policy provides the Vogtle Owners up to \$2.75 billion for accidental property damage occurring during construction.

Under each of the NEIL policies, members are subject to assessments each year if losses exceed the accumulated funds available to the insurer. The maximum annual assessments for Alabama Power and Georgia Power as of December 31, 2023 under the NEIL policies would be \$54 million and \$89 million, respectively.

Claims resulting from terrorist acts and cyber events are covered under both the ANI and NEIL policies (subject to normal policy limits). The maximum aggregate that NEIL will pay for all claims resulting from terrorist acts and cyber events in any 12-month period is \$3.2 billion each, plus such additional amounts NEIL can recover through reinsurance, indemnity, or other sources.

For all on-site property damage insurance policies for commercial nuclear power plants, the NRC requires that the proceeds of such policies shall be dedicated first for the sole purpose of placing the reactor in a safe and stable condition after an accident. Any remaining proceeds are to be applied next toward the costs of decontamination and debris removal operations ordered by the NRC, and any further remaining proceeds are to be paid either to the applicable company or to its debt trustees as may be appropriate under the policies and applicable trust indentures. In the event of a loss, the amount of insurance available might not be adequate to cover property damage and other expenses incurred. Uninsured losses and other expenses, to the extent not recovered from customers, would be borne by Alabama Power or Georgia Power, as applicable, and could have a material effect on Southern Company's, Alabama Power's, and Georgia Power's financial condition and results of operations.

All retrospective assessments, whether generated for liability, property, or replacement power, may be subject to applicable state premium taxes.

### Other Matters

#### **Traditional Electric Operating Companies**

In April 2019, BellSouth Telecommunications d/b/a AT&T Alabama (AT&T) filed a complaint against Alabama Power with the FCC alleging that the pole rental rate AT&T is required to pay pursuant to the parties' joint use agreement is unjust and unreasonable under federal law. The complaint sought a new rate and approximately \$87 million in refunds of alleged overpayments for the preceding six years. In August 2019, the FCC stayed the case in favor of arbitration, which AT&T has not pursued. The joint use agreement remains in effect. The ultimate outcome of this matter cannot be determined at this time, but an adverse outcome could have a material impact on the financial statements of Southern Company and Alabama Power. Georgia Power and Mississippi Power have joint use agreements with other AT&T affiliates.

#### **Mississippi Power**

##### **Kemper County Energy Facility**

In 2021, 2022, and 2023, Mississippi Power recorded charges to income associated with abandonment and related closure costs and ongoing period costs, net of salvage proceeds, for the mine and gasifier-related assets at the Kemper County energy facility. These charges, including related tax impacts, totaled \$11 million pre-tax (\$8 million after tax) in 2021, \$15 million pre-tax (\$12 million after tax) in 2022, and \$17 million pre-tax (\$12 million after tax) in 2023. The pre-tax charges are included in other operations and maintenance expenses on the statements of income.

Dismantlement of the abandoned gasifier-related assets and site restoration activities are expected to be completed by 2026. Additional pre-tax period costs associated with dismantlement and site restoration activities, including related costs for compliance and safety, ARO accretion, and property taxes, net of salvage, are estimated to total approximately \$15 million annually through 2025.

Mississippi Power owns the lignite mine located around the Kemper County energy facility site. As a result of the abandonment of the Kemper IGCC, final mine reclamation began in 2018 and was substantially completed in 2020, with monitoring expected to continue through 2028.

As the mining permit holder, Liberty Fuels Company, LLC, a wholly-owned subsidiary of The North American Coal Corporation, has a legal obligation to perform mine reclamation and Mississippi Power has a contractual obligation to fund all reclamation activities. See Note 6 for additional information.

See "General Litigation Matters – Southern Company and Mississippi Power" herein for information regarding litigation associated with the Kemper County energy facility.



## Notes to Financial Statements

### Plant Daniel

In conjunction with Southern Company's 2019 sale of Gulf Power, NextEra Energy held back \$75 million of the purchase price pending Mississippi Power and NextEra Energy negotiating a mutually acceptable revised operating agreement for Plant Daniel. In July 2022, the co-owners executed a revised operating agreement and Southern Company subsequently received the remaining \$75 million of the purchase price. The dispatch procedures in the revised operating agreement for the two jointly-owned coal units at Plant Daniel resulted in Mississippi Power designating one of the two units as primary and the other as secondary in lieu of each company separately owning 100% of a single generating unit. Mississippi Power did not exercise an option to purchase its co-owner's ownership interest for \$1 on January 15, 2024. The revised operating agreement did not have a material impact on Mississippi Power's financial statements. See Note 2 under "Mississippi Power – Integrated Resource Plan" for additional information on Plant Daniel.

### Commitments

To supply a portion of the fuel requirements of the Southern Company system's electric generating plants, the Southern Company system has entered into various long-term commitments not recognized on the balance sheets for the procurement and delivery of fossil fuel and, for Alabama Power and Georgia Power, nuclear fuel. The majority of the Registrants' fuel expense for the periods presented was purchased under long-term commitments. Each Registrant expects that a substantial amount of its future fuel needs will continue to be purchased under long-term commitments.

Georgia Power has commitments, in the form of capacity purchases, regarding a portion of a 5% interest in the original cost of Plant Vogtle Units 1 and 2 owned by MEAG Power that are in effect until the later of the retirement of the plant or the latest stated maturity date of MEAG Power's bonds issued to finance such ownership interest. The payments for capacity are required whether or not any capacity is available. Portions of the capacity payments made to MEAG Power for its Plant Vogtle Units 1 and 2 investment relate to costs in excess of Georgia Power's allowed investment for ratemaking purposes. The present value of these portions at the time of the disallowance was written off. Generally, the cost of such capacity is included in purchased power in Southern Company's statements of income and in purchased power, non-affiliates in Georgia Power's statements of income. Georgia Power's capacity payments related to this commitment totaled \$3 million, \$4 million, and \$6 million in 2023, 2022, and 2021, respectively. At December 31, 2023, Georgia Power's estimated long-term obligations related to this commitment totaled \$39 million, consisting of \$4 million annually for 2024 and 2025, \$2 million annually for 2026 through 2028, and \$25 million thereafter.

See Note 9 for information regarding PPAs accounted for as leases.

Southern Company Gas has commitments for pipeline charges, storage capacity, and gas supply, including charges recoverable through natural gas cost recovery mechanisms or, alternatively, billed to marketers selling retail natural gas. Gas supply commitments include amounts for gas commodity purchases associated with Nicor Gas and SouthStar of 38 million mmBtu at floating gas prices calculated using forward natural gas prices at December 31, 2023 and valued at \$98 million. Southern Company Gas provides guarantees to certain gas suppliers for certain of its subsidiaries in support of payment obligations. Southern Company Gas' expected future contractual obligations for pipeline charges, storage capacity, and gas supply that are not recognized on the balance sheets at December 31, 2023 were as follows:

	<b>Pipeline Charges, Storage Capacity, and Gas Supply</b>
	<i>(in millions)</i>
2024	\$ 587
2025	432
2026	231
2027	148
2028	103
Thereafter	785
Total	<u>\$2,286</u>

### Guarantees

SCS may enter into various types of wholesale energy and natural gas contracts acting as an agent for the traditional electric operating companies and Southern Power. Under these agreements, each of the traditional electric operating companies and Southern Power may be jointly and severally liable. Accordingly, Southern Company has entered into keep-well agreements with each of the traditional electric operating companies to ensure they will not subsidize or be responsible for any costs, losses, liabilities, or damages resulting from the inclusion of Southern Power as a contracting party under these agreements.

## Notes to Financial Statements

Alabama Power has guaranteed a \$100 million principal amount long-term bank loan SEGCO entered into in 2018 and subsequently extended and amended. Georgia Power has agreed to reimburse Alabama Power for the portion of such obligation corresponding to Georgia Power's proportionate ownership of SEGCO's stock if Alabama Power is called upon to make such payment under its guarantee. At December 31, 2023, the capitalization of SEGCO consisted of \$69 million of equity and \$100 million of long-term debt that matures in November 2024, on which the annual interest requirement is derived from a variable rate index. SEGCO had no short-term debt outstanding at December 31, 2023. See Note 7 under "SEGCO" for additional information.

As discussed in Note 9, Alabama Power and Georgia Power have entered into certain residual value guarantees related to railcar leases.

### 4. REVENUE FROM CONTRACTS WITH CUSTOMERS

The Registrants generate revenues from a variety of sources, some of which are not accounted for as revenue from contracts with customers, such as leases, derivatives, and certain cost recovery mechanisms. See Note 1 under "Revenues" for additional information on the revenue policies of the Registrants. See Notes 9 and 14 for additional information on revenue accounted for under lease and derivative accounting guidance, respectively.

The following table disaggregates revenue from contracts with customers for the periods presented:

	Southern Company	Alabama Power	Georgia Power	Mississippi Power	Southern Power	Southern Company Gas
<b>2023</b>	<i>(in millions)</i>					
<b>Operating revenues</b>						
Retail electric revenues						
Residential	\$ 7,309	\$ 2,904	\$ 4,105	\$ 300	\$ —	\$ —
Commercial	5,860	1,928	3,624	308	—	—
Industrial	3,613	1,721	1,558	334	—	—
Other	112	12	91	9	—	—
<b>Total retail electric revenues</b>	<b>16,894</b>	<b>6,565</b>	<b>9,378</b>	<b>951</b>	<b>—</b>	<b>—</b>
Natural gas distribution revenues						
Residential	1,981	—	—	—	—	1,981
Commercial	505	—	—	—	—	505
Transportation	1,184	—	—	—	—	1,184
Industrial	45	—	—	—	—	45
Other	324	—	—	—	—	324
<b>Total natural gas distribution revenues</b>	<b>4,039</b>	<b>—</b>	<b>—</b>	<b>—</b>	<b>—</b>	<b>4,039</b>
Wholesale electric revenues						
PPA energy revenues	1,107	234	87	20	790	—
PPA capacity revenues	624	156	51	45	376	—
Non-PPA revenues	250	65	35	407	409	—
<b>Total wholesale electric revenues</b>	<b>1,981</b>	<b>455</b>	<b>173</b>	<b>472</b>	<b>1,575</b>	<b>—</b>
Other natural gas revenues						
Gas marketing services	528	—	—	—	—	528
Other natural gas revenues	31	—	—	—	—	31
<b>Total natural gas revenues</b>	<b>559</b>	<b>—</b>	<b>—</b>	<b>—</b>	<b>—</b>	<b>559</b>
Other revenues	1,355	213	578	39	55	—
<b>Total revenue from contracts with customers</b>	<b>24,828</b>	<b>7,233</b>	<b>10,129</b>	<b>1,462</b>	<b>1,630</b>	<b>4,598</b>
Other revenue sources <sup>(a)</sup>	425	(183)	(11)	12	559	104
<b>Total operating revenues</b>	<b>\$25,253</b>	<b>\$7,050</b>	<b>\$10,118</b>	<b>\$1,474</b>	<b>\$2,189</b>	<b>\$ 4,702</b>



## Notes to Financial Statements

	Southern Company	Alabama Power	Georgia Power	Mississippi Power	Southern Power	Southern Company Gas
<b>2021</b>						
						<i>(in millions)</i>
<b>Operating revenues</b>						
Retail electric revenues						
Residential	\$ 6,207	\$2,467	\$ 3,471	\$ 269	\$ —	\$ —
Commercial	4,877	1,600	3,010	267	—	—
Industrial	3,067	1,386	1,391	290	—	—
Other	93	17	68	8	—	—
<b>Total retail electric revenues</b>	<b>14,244</b>	<b>5,470</b>	<b>7,940</b>	<b>834</b>	<b>—</b>	<b>—</b>
Natural gas distribution revenues						
Residential	1,799	—	—	—	—	1,799
Commercial	470	—	—	—	—	470
Transportation	1,038	—	—	—	—	1,038
Industrial	49	—	—	—	—	49
Other	269	—	—	—	—	269
<b>Total natural gas distribution revenues</b>	<b>3,625</b>	<b>—</b>	<b>—</b>	<b>—</b>	<b>—</b>	<b>3,625</b>
Wholesale electric revenues						
PPA energy revenues	1,122	184	95	11	854	—
PPA capacity revenues	493	115	55	5	323	—
Non-PPA revenues	236	170	21	401	398	—
<b>Total wholesale electric revenues</b>	<b>1,851</b>	<b>469</b>	<b>171</b>	<b>417</b>	<b>1,575</b>	<b>—</b>
Other natural gas revenues						
Wholesale gas services	2,168	—	—	—	—	2,168
Gas marketing services	464	—	—	—	—	464
Other natural gas revenues	36	—	—	—	—	36
<b>Total other natural gas revenues</b>	<b>2,668</b>	<b>—</b>	<b>—</b>	<b>—</b>	<b>—</b>	<b>2,668</b>
Other revenues	1,075	202	452	31	30	—
<b>Total revenue from contracts with customers</b>	<b>23,463</b>	<b>6,141</b>	<b>8,563</b>	<b>1,282</b>	<b>1,605</b>	<b>6,293</b>
Other revenue sources <sup>(a)</sup>	3,349	272	697	40	611	1,786
Other adjustments <sup>(b)</sup>	(3,699)	—	—	—	—	(3,699)
<b>Total operating revenues</b>	<b>\$23,113</b>	<b>\$6,413</b>	<b>\$ 9,260</b>	<b>\$1,322</b>	<b>\$2,216</b>	<b>\$ 4,380</b>

(a) Other revenue sources relate to revenues from customers accounted for as derivatives and leases, alternative revenue programs at Southern Company Gas, and cost recovery mechanisms and revenues (including those related to fuel costs) that meet other scope exceptions for revenues from contracts with customers at the traditional electric operating companies.

(b) Other adjustments relate to the cost of Southern Company Gas' energy and risk management activities. Wholesale gas services revenues are presented net of the related costs of those activities on the statement of income. See Notes 15 and 16 under "Southern Company Gas" for information on the sale of Sequent and components of wholesale gas services' operating revenues, respectively.

## Notes to Financial Statements

### Contract Balances

The following table reflects the closing balances of receivables, contract assets, and contract liabilities related to revenues from contracts with customers at December 31, 2023 and 2022:

	Southern Company	Alabama Power	Georgia Power	Mississippi Power	Southern Power	Southern Company Gas
	<i>(in millions)</i>					
<b>Accounts Receivable</b>						
At December 31, 2023	\$2,820	\$821	\$1,011	\$90	\$122	\$ 684
At December 31, 2022	3,123	696	922	92	237	1,107
<b>Contract Assets</b>						
At December 31, 2023	\$ 271	\$ 2	\$ 121	\$ —	\$ —	\$ 56
At December 31, 2022	156	2	89	—	—	—
<b>Contract Liabilities</b>						
At December 31, 2023	\$ 116	\$ —	\$ 1	\$ —	\$ 4	\$ —
At December 31, 2022	45	4	9	—	1	—

Contract assets for Georgia Power primarily relate to retail customer fixed bill programs, where the payment is contingent upon Georgia Power's continued performance and the customer's continued participation in the program over a one-year contract term, and unregulated service agreements, where payment is contingent on project completion. Contract liabilities for Georgia Power primarily relate to cash collections recognized in advance of revenue for unregulated service agreements. Southern Company Gas' contract assets relate to work performed on an energy efficiency enhancement and upgrade contract with the U.S. General Services Administration. Southern Company Gas receives cash advances from a third-party financial institution to fund work performed, of which approximately \$59 million had been received at December 31, 2023. These advances have been accounted for as long-term debt on the balance sheets. See Note 1 under "Affiliate Transactions" for additional information regarding the construction contract. At December 31, 2023 and 2022, Southern Company's unregulated distributed generation business had contract assets of \$91 million and \$65 million, respectively, and contract liabilities of \$115 million and \$32 million, respectively, for outstanding performance obligations.

Revenues recognized in 2023 and 2022, which were included in contract liabilities at December 31, 2023 and 2022, respectively, were \$36 million annually for Southern Company and immaterial for the other Registrants. Contract liabilities are primarily classified as current on the balance sheets as the corresponding revenues are generally expected to be recognized within one year.

### Remaining Performance Obligations

The Subsidiary Registrants may enter into long-term contracts with customers in which revenues are recognized as performance obligations are satisfied over the contract term. For the traditional electric operating companies and Southern Power, these contracts primarily relate to PPAs whereby electricity and generation capacity are provided to a customer. The revenue recognized for the delivery of electricity is variable; however, certain PPAs include a fixed payment for fixed generation capacity over the term of the contract. For Southern Company Gas, these contracts primarily relate to the U.S. General Services Administration contract described above. Southern Company's unregulated distributed generation business also has partially satisfied performance obligations related to certain fixed price contracts. Revenues from contracts with customers related to these performance obligations remaining at December 31, 2023 are expected to be recognized as follows:

	2024	2025	2026	2027	2028	Thereafter
	<i>(in millions)</i>					
Southern Company	\$940	\$552	\$338	\$332	\$323	\$2,045
Alabama Power	23	9	—	—	—	—
Georgia Power	73	41	14	15	15	9
Mississippi Power	60	63	66	69	73	—
Southern Power	379	301	299	306	297	2,041
Southern Company Gas	26	—	—	—	—	—

## 5. PROPERTY, PLANT, AND EQUIPMENT

Property, plant, and equipment is stated at original cost or fair value at acquisition, as appropriate, less any regulatory disallowances and impairments. Original cost may include: materials; labor; minor items of property; appropriate administrative and general costs; payroll-related costs such as taxes, pensions, and other benefits; and the interest capitalized and/or cost of equity funds used during construction.

## Notes to Financial Statements

The Registrants' property, plant, and equipment in service consisted of the following at December 31, 2023 and 2022:

<b>At December 31, 2023:</b>	<b>Southern Company</b>	<b>Alabama Power</b>	<b>Georgia Power</b>	<b>Mississippi Power</b>	<b>Southern Power</b>	<b>Southern Company Gas</b>
	<i>(in millions)</i>					
Electric utilities:						
Generation	\$ 57,325	\$16,584	\$22,587	\$2,909	\$14,649	\$ —
Transmission	15,561	6,152	8,402	966	—	—
Distribution	26,482	9,775	15,380	1,327	—	—
General/other	6,305	2,918	3,001	321	41	—
Electric utilities' plant in service	<b>105,673</b>	<b>35,429</b>	<b>49,370</b>	<b>5,523</b>	<b>14,690</b>	<b>—</b>
Southern Company Gas:						
Natural gas transportation and distribution	17,798	—	—	—	—	17,798
Storage facilities	1,565	—	—	—	—	1,565
Other	1,477	—	—	—	—	1,477
Southern Company Gas plant in service	<b>20,840</b>	<b>—</b>	<b>—</b>	<b>—</b>	<b>—</b>	<b>20,840</b>
Other plant in service	1,915	—	—	—	—	—
Total plant in service	<b>\$128,428</b>	<b>\$35,429</b>	<b>\$49,370</b>	<b>\$5,523</b>	<b>\$14,690</b>	<b>\$20,840</b>

<b>At December 31, 2022:</b>	<b>Southern Company</b>	<b>Alabama Power</b>	<b>Georgia Power</b>	<b>Mississippi Power</b>	<b>Southern Power</b>	<b>Southern Company Gas</b>
	<i>(in millions)</i>					
Electric utilities:						
Generation	\$ 51,756	\$15,920	\$17,755	\$2,826	\$14,619	\$ —
Transmission	14,201	5,658	7,576	927	—	—
Distribution	24,200	9,154	13,819	1,228	—	—
General/other	5,806	2,740	2,729	273	39	—
Electric utilities' plant in service	95,963	33,472	41,879	5,254	14,658	—
Southern Company Gas:						
Natural gas transportation and distribution	16,810	—	—	—	—	16,810
Storage facilities	1,553	—	—	—	—	1,553
Other	1,360	—	—	—	—	1,360
Southern Company Gas plant in service	19,723	—	—	—	—	19,723
Other plant in service	1,843	—	—	—	—	—
Total plant in service	<b>\$117,529</b>	<b>\$33,472</b>	<b>\$41,879</b>	<b>\$5,254</b>	<b>\$14,658</b>	<b>\$19,723</b>

The cost of replacements of property, exclusive of minor items of property, is capitalized. The cost of maintenance, repairs, and replacement of minor items of property is charged to other operations and maintenance expenses as incurred or performed with the exception of nuclear refueling costs and certain maintenance costs including those described below.

In accordance with orders from their respective state PSCs, Alabama Power and Georgia Power defer nuclear refueling outage operations and maintenance expenses to a regulatory asset when the charges are incurred. Alabama Power amortizes the costs over a subsequent 18-month period with Plant Farley's fall outage cost amortization beginning in January of the following year and spring outage cost amortization beginning in July of the same year. Georgia Power amortizes its costs over each unit's operating cycle, or 18 months for Plant Vogtle Units 1, 2, and 3 and 24 months for Plant Hatch Units 1 and 2. Georgia Power's amortization period begins the month the refueling outage starts.

A portion of Mississippi Power's railway track maintenance costs is charged to fuel stock and recovered through Mississippi Power's fuel clause.

The portion of Southern Company Gas' non-working gas used to maintain the structural integrity of natural gas storage facilities that is considered to be non-recoverable is depreciated, while the recoverable or retained portion is not depreciated.

See Note 9 for information on finance lease right-of-use (ROU) assets, net, which are included in property, plant, and equipment.

## Notes to Financial Statements

The Registrants have deferred certain implementation costs related to cloud hosting arrangements. At December 31, 2023 and 2022, deferred cloud implementation costs, net of amortization, which are generally included in other deferred charges and assets on the Registrants' balance sheets, are as follows:

	Southern Company	Alabama Power	Georgia Power	Mississippi Power	Southern Power	Southern Company Gas
	<i>(in millions)</i>					
<b>Deferred cloud implementation costs, net:</b>						
At December 31, 2023	\$325	\$85	\$ 99	\$ 13	\$ 15	\$43
At December 31, 2022	345	81	108	14	18	54

Once a hosted software is placed into service, the related deferred costs are amortized on a straight-line basis over the remaining expected hosting arrangement term, including any renewal options that are reasonably certain of exercise. The amortization is reflected with the associated cloud hosting fees, which are generally reflected in other operations and maintenance expenses on the Registrants' statements of income. In 2023, amortization of deferred cloud implementation costs recognized was \$46 million for Southern Company, \$11 million for Alabama Power, \$19 million for Georgia Power, \$8 million for Southern Company Gas, and immaterial for the other Registrants. In 2022, amortization of deferred cloud implementation costs recognized was \$29 million for Southern Company, \$8 million for Alabama Power, \$12 million for Georgia Power, and immaterial for the other Registrants. In 2021, amortization from deferred cloud implementation costs recognized was immaterial for all Registrants.

See Note 2 under "Regulatory Assets and Liabilities" and "Alabama Power – Software Accounting Order" for information on deferrals of certain other operations and maintenance costs associated with software and cloud computing projects by the traditional electric operating companies and natural gas distribution utilities, as authorized by their respective state PSCs or applicable state regulatory agencies.

### Depreciation and Amortization

The traditional electric operating companies' and Southern Company Gas' depreciation of the original cost of utility plant in service is provided primarily by using composite straight-line rates. The approximate rates for 2023, 2022, and 2021 are as follows:

	2023	2022	2021
Alabama Power	4.1%	2.7%	2.7%
Georgia Power	3.8%	3.3%	3.3%
Mississippi Power	3.4%	3.4%	3.6%
Southern Company Gas	2.7%	2.7%	2.8%

Depreciation studies are conducted periodically to update the composite rates. These studies are filed with the respective state PSC and/or other applicable state and federal regulatory agencies for the traditional electric operating companies and the natural gas distribution utilities. Effective January 1, 2023, Alabama Power's and Georgia Power's depreciation rates were revised. See Note 2 for additional information.

When property, plant, and equipment subject to composite depreciation is retired or otherwise disposed of in the normal course of business, its original cost, together with the cost of removal, less salvage, is charged to accumulated depreciation. For other property dispositions, the applicable cost and accumulated depreciation are removed from the balance sheet accounts, and a gain or loss is recognized. Minor items of property included in the original cost of the asset are retired when the related property unit is retired.

At December 31, 2023 and 2022, accumulated depreciation for Southern Company and Southern Company Gas consisted of utility plant in service totaling \$36.6 billion and \$34.3 billion, respectively, for Southern Company and \$5.3 billion and \$5.1 billion, respectively, for Southern Company Gas, as well as other plant in service totaling \$1.1 billion and \$1.0 billion, respectively, for Southern Company and \$210 million and \$184 million, respectively, for Southern Company Gas. Other plant in service includes the non-utility assets of Southern Company Gas, as well as, for Southern Company, certain other non-utility subsidiaries. Depreciation of the original cost of other plant in service is provided primarily on a straight-line basis over estimated useful lives. Useful lives for Southern Company Gas's non-utility assets range from five to 12 years for transportation equipment, 30 to 75 years for storage facilities, and up to 75 years for other assets. Useful lives for the assets of Southern Company's other non-utility subsidiaries range up to 30 years.

## Notes to Financial Statements

### Southern Power

Southern Power applies component depreciation, where depreciation is computed principally by the straight-line method over the estimated useful life of the asset. Certain of Southern Power's generation assets related to natural gas-fired facilities are depreciated on a units-of-production basis, using hours or starts, to better match outage and maintenance costs to the usage of, and revenues from, these assets. The primary assets in Southern Power's property, plant, and equipment are generating facilities, which generally have estimated useful lives as follows:

Southern Power Generating Facility	Useful life
Natural gas	Up to 50 years
Solar	Up to 35 years
Wind	Up to 35 years

When Southern Power's depreciable property, plant, and equipment is retired, or otherwise disposed of in the normal course of business, the applicable cost and accumulated depreciation is removed and a gain or loss is recognized in the statements of income. Southern Power reviews its estimated useful lives and salvage values on an ongoing basis. The results of these reviews could result in changes which could have a material impact on Southern Power's net income.

### Joint Ownership Agreements

At December 31, 2023, the Registrants' percentage ownership and investment (exclusive of nuclear fuel) in jointly-owned facilities in commercial operation were as follows:

Facility (Type)	Percent Ownership	Plant in Service	Accumulated Depreciation	CWIP
			<i>(in millions)</i>	
<b>Alabama Power</b>				
Greene County (natural gas) Units 1 and 2	60.0% <sup>(a)</sup>	\$ 191	\$ 113	\$ 1
Plant Miller (coal) Units 1 and 2	91.8 <sup>(b)</sup>	2,156	778	40
<b>Georgia Power</b>				
Plant Hatch (nuclear) Units 1 and 2	50.1% <sup>(c)</sup>	\$1,446	\$ 659	\$ 70
Plant Vogtle (nuclear) Units 1 and 2	45.7 <sup>(c)</sup>	3,664	2,331	62
Plant Vogtle (nuclear) Units 3 and 4	45.7 <sup>(c)(d)</sup>	4,613	19	3,232
Plant Scherer (coal) Units 1 and 2	8.4 <sup>(c)</sup>	287	123	2
Plant Scherer (coal) Unit 3	75.0 <sup>(c)</sup>	1,310	639	10
Rocky Mountain (pumped storage)	25.4 <sup>(e)</sup>	181	153	—
<b>Mississippi Power</b>				
Greene County (natural gas) Units 1 and 2	40.0% <sup>(a)</sup>	\$ 125	\$ 80	\$ —
Plant Daniel (coal) Units 1 and 2	50.0 <sup>(f)</sup>	805	281	1
<b>Southern Company Gas</b>				
Dalton Pipeline (natural gas pipeline)	50.0% <sup>(g)</sup>	\$ 271	\$ 27	\$ —

(a) Jointly owned by Alabama Power and Mississippi Power and operated and maintained by Alabama Power.

(b) Jointly owned with PowerSouth and operated and maintained by Alabama Power.

(c) Georgia Power owns undivided interests in Plants Hatch, Vogtle, and Scherer in varying amounts jointly with one or more of the following entities: OPC, MEAG Power, Dalton, FP&L, and JEA. Georgia Power has been contracted to operate and maintain the plants as agent for the co-owners and is jointly and severally liable for third party claims related to these plants.

(d) Unit 4 remains under construction. See Note 2 under "Georgia Power – Nuclear Construction" for additional information.

(e) Jointly owned with OPC, which is the operator of the plant.

(f) Jointly owned by FP&L and Mississippi Power. In accordance with the operating agreement, Mississippi Power acts as FP&L's agent with respect to the operation and maintenance of these units. See Note 3 under "Other Matters – Mississippi Power – Plant Daniel" for additional information.

(g) Jointly owned with The Williams Companies, Inc., the Dalton Pipeline is a 115-mile natural gas pipeline that serves as an extension of the Transcontinental Gas Pipe Line Company, LLC pipeline system into northwest Georgia. Southern Company Gas leases its 50% undivided ownership for approximately \$26 million annually through 2042. The lessee is responsible for maintaining the pipeline during the lease term and for providing service to transportation customers under its FERC-regulated tariff.

The Registrants' proportionate share of their jointly-owned facility operating expenses is included in the corresponding operating expenses in the statements of income and each Registrant is responsible for providing its own financing.



## Notes to Financial Statements

### Assets Subject to Lien

Mississippi Power provides retail service to its largest retail customer, Chevron Products Company (Chevron), at its refinery in Pascagoula, Mississippi through at least 2038 in accordance with agreements approved by the Mississippi PSC. The agreements grant Chevron a security interest in the co-generation assets located at the refinery and owned by Mississippi Power, with a lease receivable balance of \$147 million at December 31, 2023, that is exercisable upon the occurrence of (i) certain bankruptcy events or (ii) other events of default coupled with specific reductions in steam output at the facility and a downgrade of Mississippi Power's credit rating to below investment grade by two of the three rating agencies. See Note 9 under "Lessor" for additional information.

See Note 8 under "Long-term Debt" for information regarding debt secured by certain assets of Georgia Power and Southern Company Gas.

### 6. ASSET RETIREMENT OBLIGATIONS

AROs are computed as the present value of the estimated costs for an asset's future retirement and are recorded in the period in which the liability is incurred. The estimated costs are capitalized as part of the related long-lived asset and depreciated over the asset's useful life. In the absence of quoted market prices, AROs are estimated using present value techniques in which estimates of future cash outlays associated with the asset retirements are discounted using a credit-adjusted risk-free rate. Estimates of the timing and amounts of future cash outlays are based on projections of when and how the assets will be retired and the cost of future removal activities. Each traditional electric operating company and natural gas distribution utility has received accounting guidance from its state PSC or applicable state regulatory agency allowing the continued accrual or recovery of other retirement costs for long-lived assets that it does not have a legal obligation to retire. Accordingly, the accumulated removal costs for these obligations are reflected in the balance sheets as regulatory liabilities and amounts to be recovered are reflected in the balance sheets as regulatory assets.

The ARO liabilities for the traditional electric operating companies primarily relate to facilities that are subject to the CCR Rule and the related state rules, principally ash ponds. In addition, Alabama Power and Georgia Power have retirement obligations related to the decommissioning of nuclear facilities (Alabama Power's Plant Farley and Georgia Power's ownership interests in Plant Hatch and Plant Vogtle Units 1 through 3). See "Nuclear Decommissioning" herein for additional information. Other significant AROs include various landfill sites and asbestos removal for Alabama Power, Georgia Power, and Mississippi Power and gypsum cells and mine reclamation for Mississippi Power. The ARO liability for Southern Power primarily relates to its solar and wind facilities, which are located on long-term land leases requiring the restoration of land at the end of the lease.

The traditional electric operating companies and Southern Company Gas also have identified other retirement obligations, such as obligations related to certain electric transmission and distribution facilities, certain asbestos-containing material within long-term assets not subject to ongoing repair and maintenance activities, certain wireless communication towers, the disposal of polychlorinated biphenyls in certain transformers, leasehold improvements, equipment on customer property, and property associated with the Southern Company system's rail lines and natural gas pipelines. However, liabilities for the removal of these assets have not been recorded because the settlement timing for certain retirement obligations related to these assets is indeterminable and, therefore, the fair value of the retirement obligations cannot be reasonably estimated. A liability for these retirement obligations will be recognized when sufficient information becomes available to support a reasonable estimation of the ARO.

Southern Company and the traditional electric operating companies will continue to recognize in their respective statements of income allowed removal costs in accordance with regulatory treatment. Any differences between costs recognized in accordance with accounting standards related to asset retirement and environmental obligations and those reflected in rates are recognized as either a regulatory asset or liability in the balance sheets as ordered by the various state PSCs.

## Notes to Financial Statements

Details of the AROs included in the balance sheets are as follows:

	Southern Company	Alabama Power	Georgia Power	Mississippi Power	Southern Power <sup>(*)</sup>
			<i>(in millions)</i>		
Balance at December 31, 2021	\$ 11,687	\$ 4,334	\$ 6,824	\$ 190	\$ 131
Liabilities incurred	36	—	35	—	—
Liabilities settled	(455)	(205)	(212)	(20)	—
Accretion expense	406	158	231	6	6
Cash flow revisions	(834)	—	(844)	3	7
<b>Balance at December 31, 2022</b>	<b>\$ 10,840</b>	<b>\$ 4,287</b>	<b>\$ 6,034</b>	<b>\$ 179</b>	<b>\$ 144</b>
Liabilities incurred	90	—	90	—	—
Liabilities settled	(617)	(270)	(304)	(18)	—
Accretion expense	403	156	230	5	6
Cash flow revisions	(399)	(15)	(385)	2	—
<b>Balance at December 31, 2023</b>	<b>\$ 10,317</b>	<b>\$ 4,158</b>	<b>\$ 5,665</b>	<b>\$ 168</b>	<b>\$ 150</b>

(\*) Included in other deferred credits and liabilities on Southern Power's consolidated balance sheets.

In December 2022, Georgia Power recorded a net decrease of approximately \$780 million to its AROs related to the CCR Rule and the related state rule resulting from changes in estimates, including lower future inflation rates, higher discount rates, and timing of closure activities, as well as a change in closure methodology for one ash pond as approved in Georgia Power's 2022 IRP.

Following initial criticality for Plant Vogtle Unit 3 on March 6, 2023, Georgia Power recorded AROs of approximately \$90 million. Subsequent to December 31, 2023, Plant Vogtle Unit 4 achieved initial criticality, which will result in Georgia Power recording AROs of approximately \$118 million during the first quarter 2024. See Note 2 under "Georgia Power – Nuclear Construction" for additional information.

In September 2023 and November 2023, Georgia Power recorded net decreases of approximately \$175 million and \$210 million, respectively, to its AROs related to the CCR Rule and the related state rule resulting from changes in estimates, including lower future inflation rates and the timing of closure activities.

In June 2023, Alabama Power completed an updated decommissioning cost site study for Plant Farley. The estimated cost of decommissioning based on the study resulted in a decrease in Alabama Power's ARO liability of approximately \$15 million. See "Nuclear Decommissioning" herein for additional information.

The cost estimates for AROs related to the disposal of CCR are based on information at December 31, 2023 using various assumptions related to closure and post-closure costs, timing of future cash outlays, inflation and discount rates, and the potential methods for complying with the CCR Rule and the related state rules. The traditional electric operating companies have periodically updated, and expect to continue periodically updating, their related cost estimates and ARO liabilities for each CCR unit as additional information related to these assumptions becomes available. Some of these updates have been, and future updates may be, material. The cost estimates for Alabama Power are based on closure-in-place for all ash ponds. The cost estimates for Georgia Power and Mississippi Power are based on a combination of closure-in-place for some ash ponds and closure by removal for others. Additionally, the closure designs and plans in the States of Alabama and Georgia are subject to approval by environmental regulatory agencies. Absent continued recovery of ARO costs through regulated rates, results of operations, cash flows, and financial condition for Southern Company and the traditional electric operating companies could be materially impacted. The ultimate outcome of these matters cannot be determined at this time. See Note 3 under "General Litigation Matters – Alabama Power" for additional information.

### Nuclear Decommissioning

The NRC requires licensees of commercial nuclear power reactors to establish a plan for providing reasonable assurance of funds for future decommissioning. Alabama Power and Georgia Power have external trust funds (Funds) to comply with the NRC's regulations. Use of the Funds is restricted to nuclear decommissioning activities. The Funds are managed and invested in accordance with applicable requirements of various regulatory bodies, including the NRC, the FERC, and state PSCs, as well as the IRS. While Alabama Power and Georgia Power are allowed to prescribe an overall investment policy to the Funds' managers, neither Southern Company nor its subsidiaries or affiliates are allowed to engage in the day-to-day management of the Funds or to mandate individual investment decisions. Day-to-day management of the investments in the Funds is delegated to unrelated third-party managers with oversight by the management of Alabama Power and Georgia Power. The Funds' managers are authorized, within certain investment guidelines, to actively buy and sell securities at their own discretion in order to maximize the return on the Funds' investments. The Funds are invested in a tax-efficient manner in a diversified mix of equity and fixed income securities and are reported as trading securities.

## Notes to Financial Statements

Alabama Power and Georgia Power record the investment securities held in the Funds at fair value, as disclosed in Note 13, as management believes that fair value best represents the nature of the Funds. Gains and losses, whether realized or unrealized, are recorded in the regulatory liability for AROs in the balance sheets and are not included in net income or OCI. Fair value adjustments and realized gains and losses are determined on a specific identification basis.

Investment securities in the Funds for December 31, 2023 and 2022 were as follows:

	Southern Company	Alabama Power	Georgia Power
	<i>(in millions)</i>		
<b>At December 31, 2023:</b>			
Equity securities	\$ 1,288	\$ 796	\$ 492
Debt securities	895	277	618
Other securities	239	186	53
Total investment securities in the Funds	<u>\$ 2,422</u>	<u>\$1,259</u>	<u>\$1,163</u>
<b>At December 31, 2022:</b>			
Equity securities	\$ 1,095	\$ 690	\$ 405
Debt securities	838	267	571
Other securities	210	168	42
Total investment securities in the Funds <sup>(*)</sup>	<u>\$ 2,143</u>	<u>\$1,125</u>	<u>\$1,018</u>

(\*) For Southern Company and Georgia Power, these amounts include investment securities pledged to creditors and collateral received and excludes payables related to a securities lending program Georgia Power's Funds previously participated in through the managers of the Funds. Under this program, Georgia Power's Funds' investment securities were loaned to institutional investors for a fee. Securities loaned were fully collateralized by cash, letters of credit, and/or securities issued or guaranteed by the U.S. government or its agencies or instrumentalities. At December 31, 2022, approximately \$35 million of the fair market value of Georgia Power's Funds' securities were on loan and pledged to creditors under the Funds' managers' securities lending program. At December 31, 2022, the fair value of the collateral received was approximately \$36 million and could only be sold by the borrower upon the return of the loaned securities. The collateral received was treated as a non-cash item in the statements of cash flows.

These amounts exclude receivables related to investment income and pending investment sales and payables related to pending investment purchases.

The fair value increases (decreases) of the Funds, including unrealized gains (losses) and reinvested interest and dividends and excluding the Funds' expenses, for 2023, 2022, and 2021 are shown in the table below.

	Southern Company	Alabama Power	Georgia Power
	<i>(in millions)</i>		
<b>Fair value increases (decreases)</b>			
2023	\$ 281	\$ 157	\$ 124
2022	(360)	(171)	(189)
2021	274	200	74
<b>Unrealized gains (losses)</b>			
At December 31, 2023	\$ 241	\$ 119	\$ 122
At December 31, 2022	(391)	(204)	(187)
At December 31, 2021	(27)	(30)	3

The investment securities held in the Funds continue to be managed with a long-term focus. Accordingly, all purchases and sales within the Funds are presented separately in the statements of cash flows as investing cash flows, consistent with the nature of the securities and purpose for which the securities were acquired.

For Alabama Power, approximately \$13 million and \$14 million at December 31, 2023 and 2022, respectively, previously recorded in internal reserves is being transferred into the Funds through 2040 as approved by the Alabama PSC.

The NRC's minimum external funding requirements are based on a generic estimate of the cost to decommission only the radioactive portions of a nuclear unit based on the size and type of reactor. Alabama Power and Georgia Power have filed plans with the NRC designed to ensure that, over time, the deposits and earnings of the Funds will provide the minimum funding amounts prescribed by the NRC.

## Notes to Financial Statements

At December 31, 2023 and 2022, the accumulated provisions for the external decommissioning trust funds were as follows:

	2023	2022
	<i>(in millions)</i>	
<b>Alabama Power</b>		
Plant Farley	<b>\$1,259</b>	\$1,125
<b>Georgia Power</b>		
Plant Hatch	<b>\$ 705</b>	\$ 628
Plant Vogtle Units 1 and 2	<b>434</b>	382
Plant Vogtle Units 3 and 4	<b>24</b>	8
Total	<b>\$1,163</b>	\$1,018

Site study cost is the estimate to decommission a specific facility as of the site study year. The decommissioning cost estimates are based on removal of the plant from service and prompt dismantlement. The actual decommissioning costs may vary from these estimates because of changes in the assumed date of decommissioning, changes in NRC requirements, or changes in the assumptions used in making these estimates. The estimated costs of decommissioning at December 31, 2023 based on the most current studies were as follows:

	<b>Alabama Power</b>		<b>Georgia Power</b>	
	<b>Plant Farley</b>	<b>Plant Hatch<sup>(*)</sup></b>	<b>Plant Vogtle Units 1 and 2<sup>(*)</sup></b>	<b>Plant Vogtle Unit 3<sup>(*)</sup></b>
Most current study year	2023	2021	2021	2020
Decommissioning periods:				
Beginning year	2037	2034	2047	2063
Completion year	2087	2075	2079	2074
		<i>(in millions)</i>		
Site study costs:				
Radiated structures	\$ 1,402	\$ 771	\$ 628	\$ 284
Spent fuel management	513	186	170	30
Non-radiated structures	133	61	85	33
Total site study costs	<b>\$ 2,048</b>	<b>\$ 1,018</b>	<b>\$ 883</b>	<b>\$ 347</b>

(\*) Based on Georgia Power's ownership interests.

For ratemaking purposes, Alabama Power's decommissioning costs are based on the site study and Georgia Power's decommissioning costs are based on the NRC generic estimate to decommission the radioactive portion of the facilities and the site study estimate for spent fuel management. Significant assumptions used to determine these costs for ratemaking were an estimated inflation rate of 4.5% for Plant Farley, 2.5% for Plants Hatch and Vogtle Units 1 and 2, and 2.4% for Plant Vogtle Unit 3 and an estimated trust earnings rate of 7.0% for Plant Farley, 4.5% for Plants Hatch and Vogtle Units 1 and 2, and 4.4% for Plant Vogtle Unit 3.

Amounts previously contributed to the Funds for Plant Farley are currently projected to be adequate to meet the decommissioning obligations. Alabama Power's site-specific estimates of decommissioning costs for Plant Farley are updated every five years. The next site study for Alabama Power is expected to be completed in 2028. Projections of funds are reviewed with the Alabama PSC to ensure that, over time, the deposits and earnings of the Funds will provide adequate funding to cover the site-specific costs. If necessary, Alabama Power would seek the Alabama PSC's approval to address any changes in a manner consistent with NRC and other applicable requirements.

Under the 2019 ARP, Georgia Power's annual decommissioning cost for ratemaking in 2021 and 2022 was a total of \$4 million for Plant Hatch and Plant Vogtle Units 1 and 2. Effective January 1, 2023, as approved in the 2022 ARP, there is no annual decommissioning cost for ratemaking for Plant Hatch and Plant Vogtle Units 1 and 2. Any funding amount required by the NRC during the period covered by the 2022 ARP will be deferred to a regulatory asset and recovery is expected to be determined in Georgia Power's next base rate case. See Note 2 under "Georgia Power – Rate Plans – 2022 ARP" for additional information. Effective August 1, 2023, as approved under the Plant Vogtle Unit 3 and Common Facilities rate proceeding, Georgia Power's annual decommissioning cost for ratemaking is \$8 million for Plant Vogtle Unit 3. See Note 2 under "Georgia Power – Nuclear Construction – Regulatory Matters" for additional information.

## Notes to Financial Statements

### 7. CONSOLIDATED ENTITIES AND EQUITY METHOD INVESTMENTS

The Registrants may hold ownership interests in a number of business ventures with varying ownership structures. Partnership interests and other variable interests are evaluated to determine if each entity is a VIE. If a venture is a VIE for which a Registrant is the primary beneficiary, the assets, liabilities, and results of operations of the entity are consolidated. The Registrants reassess the conclusion as to whether an entity is a VIE upon certain occurrences, which are deemed reconsideration events.

For entities that are not determined to be VIEs, the Registrants evaluate whether they have control or significant influence over the investee to determine the appropriate consolidation and presentation. Generally, entities under the control of a Registrant are consolidated, and entities over which a Registrant can exert significant influence, but which a Registrant does not control, are accounted for under the equity method of accounting.

Investments accounted for under the equity method are recorded within equity investments in unconsolidated subsidiaries in the balance sheets and, for Southern Company and Southern Company Gas, the equity income is recorded within earnings from equity method investments in the statements of income. See "SEGCO" and "Southern Company Gas" herein for additional information.

#### **Southern Company**

At December 31, 2023 and 2022, Southern Holdings had equity method investments totaling \$126 million and \$112 million, respectively, primarily related to investments in venture capital funds focused on energy and utility investments. Earnings from these investments were immaterial for all periods presented.

#### **SEGCO**

Alabama Power and Georgia Power own equally all of the outstanding capital stock of SEGCO, which owns electric generating units at Plant Gaston with a total rated capacity of 1,020 MWs, as well as associated transmission facilities. Retirement of SEGCO's generating units is currently expected to occur by December 31, 2028. However, Alabama Power, in conjunction with Georgia Power, is evaluating extending the operation of Plant Gaston Units 1 through 4 beyond the indicated retirement date. See Note 2 under "Georgia Power – Integrated Resource Plans" for additional information. Alabama Power and Georgia Power account for SEGCO using the equity method; Southern Company consolidates SEGCO. The capacity of these units is sold equally to Alabama Power and Georgia Power. Alabama Power and Georgia Power make payments sufficient to provide for the operating expenses, taxes, interest expense, and a ROE. The share of purchased power included in purchased power, affiliates in the statements of income totaled \$112 million in 2023, \$124 million in 2022, and \$75 million in 2021 for Alabama Power and \$115 million in 2023, \$127 million in 2022, and \$77 million in 2021 for Georgia Power.

SEGCO paid dividends of \$25 million in 2023, \$14 million in 2022, and \$14 million in 2021, one half of which were paid to each of Alabama Power and Georgia Power. In addition, Alabama Power and Georgia Power each recognize 50% of SEGCO's net income.

Alabama Power, which owns and operates a generating unit adjacent to the SEGCO generating units, has a joint ownership agreement with SEGCO for the ownership of an associated gas pipeline. Alabama Power owns 14% of the pipeline with the remaining 86% owned by SEGCO.

See Note 3 under "Guarantees" for additional information regarding guarantees of Alabama Power and Georgia Power related to SEGCO.

#### **Southern Power**

##### **Variable Interest Entities**

Southern Power has certain subsidiaries that are determined to be VIEs. Southern Power is considered the primary beneficiary of these VIEs because it controls the most significant activities of the VIEs, including operating and maintaining the respective assets, and has the obligation to absorb expected losses of these VIEs to the extent of its equity interests.

##### **SP Solar and SP Wind**

SP Solar is owned by Southern Power and a limited partner. A wholly-owned subsidiary of Southern Power is the general partner and holds a 1% ownership interest, and another wholly-owned subsidiary of Southern Power owns a 66% ownership interest. The limited partner holds the remaining 33% noncontrolling interest. SP Solar qualifies as a VIE since the arrangement is structured as a limited partnership and the 33% limited partner does not have substantive kick-out rights against the general partner.

At December 31, 2023 and 2022, SP Solar had total assets of \$5.6 billion and \$5.9 billion, respectively, total liabilities of \$0.4 billion, and noncontrolling interests of \$1.0 billion and \$1.1 billion, respectively. Cash distributions from SP Solar are allocated 67% to Southern Power and 33% to the limited partner in accordance with their partnership interest percentage. Under the terms of the limited partnership agreement, distributions without limited partner consent are limited to available cash and SP Solar is obligated to distribute all such available cash to its partners each quarter. Available cash includes all cash generated in the quarter subject to the maintenance of appropriate operating reserves.

## Notes to Financial Statements

SP Wind is owned by Southern Power and three financial investors. A wholly-owned subsidiary of Southern Power owns 100% of the Class B membership interests and the three financial investors own 100% of the Class A membership interests. SP Wind qualifies as a VIE since the structure of the arrangement is similar to a limited partnership and the Class A members do not have substantive kick-out rights against Southern Power.

At December 31, 2023 and 2022, SP Wind had total assets of \$2.1 billion and \$2.2 billion, respectively, total liabilities of \$187 million and \$169 million, respectively, and noncontrolling interests of \$38 million and \$39 million, respectively. Under the terms of the limited liability agreement, distributions without Class A member consent are limited to available cash and SP Wind is obligated to distribute all such available cash to its members each quarter. Available cash includes all cash generated in the quarter subject to the maintenance of appropriate operating reserves. Cash distributions from SP Wind are generally allocated 60% to Southern Power and 40% to the three financial investors in accordance with the limited liability agreement.

Southern Power consolidates both SP Solar and SP Wind, as the primary beneficiary, since it controls the most significant activities of each entity, including operating and maintaining their assets. Certain transfers and sales of the assets in the VIEs are subject to partner consent and the liabilities are non-recourse to the general credit of Southern Power. Liabilities consist of customary working capital items and do not include any long-term debt.

### Other Variable Interest Entities

Southern Power has other consolidated VIEs that relate to certain subsidiaries that have either sold noncontrolling interests to tax equity investors or acquired less than a 100% interest from facility developers. These entities are considered VIEs because the arrangements are structured similar to a limited partnership and the noncontrolling members do not have substantive kick-out rights.

At December 31, 2023 and 2022, the other VIEs had total assets of \$1.7 billion and \$1.8 billion, respectively, total liabilities of \$0.2 billion, and noncontrolling interests of \$0.8 billion. Under the terms of the partnership agreements, distributions of all available cash are required each month or quarter and additional distributions require partner consent.

### Equity Method Investments

During 2023 and 2022, Southern Power sold its remaining equity method investments in wind projects and received proceeds totaling \$50 million and \$38 million, respectively. Earnings (loss) from these investments, including the gains associated with the sales, were immaterial for all periods presented.

## Southern Company Gas

### Equity Method Investments

The carrying amounts of Southern Company Gas' equity method investments at December 31, 2023 and 2022 and related earnings (loss) from those investments for the years ended December 31, 2023, 2022, and 2021 were as follows:

<b>Investment Balance</b>	<b>December 31, 2023</b>	<b>December 31, 2022</b>	
		<i>(in millions)</i>	
SNG	<b>\$1,202</b>		\$ 1,243
Other	<b>33</b>		33
<b>Total</b>	<b>\$1,235</b>		<b>\$ 1,276</b>

<b>Earnings (Loss) from Equity Method Investments</b>	<b>2023</b>	<b>2022</b>	<b>2021</b>
		<i>(in millions)</i>	
SNG	<b>\$139</b>	\$146	\$127
PennEast Pipeline <sup>(*)</sup>	<b>—</b>	—	(81)
Other	<b>1</b>	2	4
<b>Total</b>	<b>\$140</b>	<b>\$148</b>	<b>\$ 50</b>

(\*) For 2021, includes pre-tax impairment charges totaling \$84 million. See "PennEast Pipeline Project" herein for additional information, including the September 2021 cancellation of the project.

## Notes to Financial Statements

### *PennEast Pipeline Project*

In 2014, Southern Company Gas entered into a partnership in which it holds a 20% ownership interest in the PennEast Pipeline, an interstate pipeline company formed to develop and operate an approximate 118-mile natural gas pipeline between New Jersey and Pennsylvania. In 2019, an appellate court ruled that the PennEast Pipeline does not have federal eminent domain authority over lands in which a state has property rights interests. In June 2021, the U.S. Supreme Court ruled in favor of PennEast Pipeline following a review of the appellate court decision. Southern Company Gas assesses its equity method investments for impairment whenever events or changes in circumstances indicate that the investment may be impaired. Following the U.S. Supreme Court ruling, during the second quarter 2021, Southern Company Gas management reassessed the project construction timing, including the anticipated timing for receipt of a FERC certificate and all remaining state and local permits, as well as potential challenges thereto, and performed an impairment analysis. The outcome of the analysis resulted in a pre-tax impairment charge of \$82 million (\$58 million after tax). In September 2021, PennEast Pipeline announced that further development of the project was no longer supported, and, as a result, all further development of the project ceased. During the third quarter 2021, Southern Company Gas recorded an additional pre-tax charge of \$2 million (\$2 million after tax) related to its share of the project level impairment, as well as \$7 million of additional tax expense, resulting in total pre-tax charges of \$84 million (\$67 million after tax) during 2021 related to the project.

## Notes to Financial Statements

### 8. FINANCING

#### Long-term Debt

Details of long-term debt at December 31, 2023 and 2022 are provided in the following table:

	At December 31, 2023		Balance Outstanding at December 31,	
	Maturity	Weighted Average Interest Rate	2023	2022
<i>(in millions)</i>				
<b>Southern Company</b>				
Senior notes <sup>(a)</sup>	2024–2073	4.16%	\$40,235	\$35,683
Junior subordinated notes	2024–2081	4.33%	8,333	8,836
FFB loans <sup>(b)</sup>	2024–2044	2.88%	4,788	4,874
Revenue bonds <sup>(c)</sup>	2024–2063	3.77%	3,400	2,844
First mortgage bonds <sup>(d)</sup>	2025–2063	3.64%	2,500	2,275
Medium-term notes	2026–2027	7.03%	84	84
Other long-term debt	2024–2045	5.44%	234	167
Finance lease obligations <sup>(e)</sup>			298	314
Unamortized fair value adjustment			302	330
Unamortized debt premium (discount), net			(198)	(193)
Unamortized debt issuance expenses			(290)	(273)
<b>Total long-term debt</b>			<b>59,686</b>	<b>54,941</b>
Less: Amount due within one year			2,476	4,285
<b>Total long-term debt excluding amount due within one year</b>			<b>\$57,210</b>	<b>\$50,656</b>
<b>Alabama Power</b>				
Senior notes	2025–2073	3.95%	\$ 9,875	\$ 9,675
Revenue bonds <sup>(c)</sup>	2024–2063	3.94%	1,321	995
Other long-term debt	2026–2030	7.04%	75	45
Finance lease obligations <sup>(e)</sup>			5	5
Unamortized debt premium (discount), net			(20)	(18)
Unamortized debt issuance expenses			(73)	(72)
<b>Total long-term debt</b>			<b>11,183</b>	<b>10,630</b>
Less: Amount due within one year			223	301
<b>Total long-term debt excluding amount due within one year</b>			<b>\$10,960</b>	<b>\$10,329</b>
<b>Georgia Power</b>				
Senior notes	2024–2052	4.34%	\$ 9,575	\$ 7,925
Junior subordinated notes	2077	5.00%	270	270
FFB loans <sup>(b)</sup>	2024–2044	2.88%	4,788	4,874
Revenue bonds <sup>(c)</sup>	2025–2062	3.64%	1,968	1,738
Finance lease obligations <sup>(e)</sup>			240	238
Unamortized debt premium (discount), net			(19)	(18)
Unamortized debt issuance expenses			(122)	(117)
<b>Total long-term debt</b>			<b>16,700</b>	<b>14,910</b>
Less: Amount due within one year			502	901
<b>Total long-term debt excluding amount due within one year</b>			<b>\$16,198</b>	<b>\$14,009</b>



## Notes to Financial Statements

	At December 31, 2023		Balance Outstanding at December 31,	
	Maturity	Weighted Average Interest Rate	2023	2022
<i>(in millions)</i>				
<b>Mississippi Power</b>				
Senior notes	2024–2051	4.27%	\$ 1,525	\$ 1,425
Revenue bonds <sup>(c)</sup>	2025–2052	4.08%	111	111
Finance lease obligations <sup>(e)</sup>			16	17
Unamortized debt premium (discount), net			1	2
Unamortized debt issuance expenses			(9)	(10)
Total long-term debt			1,644	1,545
Less: Amount due within one year			201	1
Total long-term debt excluding amount due within one year			\$ 1,443	\$ 1,544
<b>Southern Power</b>				
Senior notes <sup>(a)</sup>	2025–2046	4.05%	\$ 2,728	\$ 2,998
Unamortized debt premium (discount), net			(4)	(5)
Unamortized debt issuance expenses			(13)	(14)
Total long-term debt			2,711	2,979
Less: Amount due within one year			—	290
Total long-term debt excluding amount due within one year			\$ 2,711	\$ 2,689
<b>Southern Company Gas</b>				
Senior notes	2025–2051	4.36%	\$ 4,930	\$ 4,769
First mortgage bonds <sup>(d)</sup>	2025–2063	3.64%	2,500	2,275
Medium-term notes	2026–2027	7.03%	84	84
Other long-term debt	2024–2045	3.81%	59	22
Unamortized fair value adjustment			302	330
Unamortized debt premium (discount), net			(8)	(8)
Unamortized debt issuance expenses			(34)	(30)
Total long-term debt			7,833	7,442
Less: Amount due within one year			—	400
Total long-term debt excluding amount due within one year			\$ 7,833	\$ 7,042

(a) Includes a fair value gain (loss) of \$(12) million and \$(31) million at December 31, 2023 and 2022, respectively, related to Southern Power's foreign currency hedge on its euro-denominated senior notes.

(b) Secured by a first priority lien on (i) Georgia Power's undivided ownership interest in Plant Vogtle Units 3 and 4 (primarily the units, the related real property, and any nuclear fuel loaded in the reactor core) and (ii) Georgia Power's rights and obligations under the principal contracts relating to Plant Vogtle Units 3 and 4. See "DOE Loan Guarantee Borrowings" herein for additional information.

(c) Revenue bond obligations represent loans to the traditional electric operating companies from public authorities of funds derived from sales by such authorities of revenue bonds issued to finance pollution control and solid waste disposal and wastewater facilities. In some cases, the revenue bond obligations represent obligations under installment sales agreements with respect to facilities constructed with the proceeds of revenue bonds issued by public authorities. The traditional electric operating companies are required to make payments sufficient for the authorities to meet principal and interest requirements of such bonds. Proceeds from certain issuances are restricted until qualifying expenditures are incurred.

(d) Secured by substantially all of Nicor Gas' properties.

(e) Secured by the underlying lease ROU asset. See Note 9 for additional information.

## Notes to Financial Statements

Maturities of long-term debt for the next five years are as follows:

	Southern Company <sup>(a)</sup>	Alabama Power <sup>(b)</sup>	Georgia Power <sup>(c)</sup>	Mississippi Power	Southern Power <sup>(d)</sup>	Southern Company Gas
			<i>(in millions)</i>			
2024	\$2,480	\$223	\$503	\$201	\$ —	\$ —
2025	4,124	251	849	12	500	300
2026	3,791	46	448	66	964	530
2027	2,075	551	512	10	—	154
2028	2,612	107	864	357	—	150

(a) See notes (b) and (c) below.

(b) Alabama Power's 2024 maturities include \$200 million aggregate principal amount of Series 2023A Floating Rate Senior Notes due May 15, 2073 that are repayable at the option of the holders at certain dates beginning in 2024. As a result, the senior notes are classified as securities due within one year on the balance sheets of Southern Company and Alabama Power at December 31, 2023.

(c) Amounts include principal amortization related to the FFB borrowings; however, the final maturity date is February 20, 2044. See "DOE Loan Guarantee Borrowings" herein for additional information.

(d) Southern Power's 2026 maturities include \$564 million of euro-denominated debt at the U.S. dollar denominated hedge settlement amount.

### DOE Loan Guarantee Borrowings

Pursuant to the loan guarantee program established under Title XVII of the Energy Policy Act of 2005 (Title XVII Loan Guarantee Program), Georgia Power and the DOE entered into a loan guarantee agreement in 2014 and the Amended and Restated Loan Guarantee Agreement in 2019. Under the Amended and Restated Loan Guarantee Agreement, the DOE agreed to guarantee the obligations of Georgia Power under the FFB Credit Facilities. Under the FFB Credit Facilities, Georgia Power was authorized to make term loan borrowings through the FFB in an amount up to approximately \$5.130 billion, provided that total aggregate borrowings under the FFB Credit Facilities could not exceed 70% of (i) Eligible Project Costs minus (ii) approximately \$1.492 billion (reflecting the amounts received by Georgia Power under the Guarantee Settlement Agreement less the related customer refunds).

In 2021, Georgia Power made the final borrowings under the FFB Credit Facilities and no further borrowings are permitted. During 2023, Georgia Power made principal amortization payments of \$86 million under the FFB Credit Facilities. At December 31, 2023 and 2022, Georgia Power had \$4.8 billion and \$4.9 billion of borrowings outstanding under the FFB Credit Facilities, respectively.

All borrowings under the FFB Credit Facilities are full recourse to Georgia Power, and Georgia Power is obligated to reimburse the DOE for any payments the DOE is required to make to the FFB under its guarantee. Georgia Power's reimbursement obligations to the DOE are full recourse and secured by a first priority lien on (i) Georgia Power's undivided ownership interest in Plant Vogtle Units 3 and 4 (primarily the units, the related real property, and any nuclear fuel loaded in the reactor core) and (ii) Georgia Power's rights and obligations under the principal contracts relating to Plant Vogtle Units 3 and 4. There are no restrictions on Georgia Power's ability to grant liens on other property.

The final maturity date for each advance under the FFB Credit Facilities is February 20, 2044. Interest is payable quarterly and principal payments began in 2020. Each borrowing under the FFB Credit Facilities bears interest at a fixed rate equal to the applicable U.S. Treasury rate at the time of the borrowing plus a spread equal to 0.375%.

Under the Amended and Restated Loan Guarantee Agreement, Georgia Power is subject to customary borrower affirmative and negative covenants and events of default. In addition, Georgia Power is subject to project-related reporting requirements and other project-specific covenants and events of default.

In the event certain mandatory prepayment events occur, Georgia Power will be required to prepay the outstanding principal amount of all borrowings under the FFB Credit Facilities over a period of five years (with level principal amortization). Among other things, these mandatory prepayment events include (i) the termination of the Vogtle Services Agreement or rejection of the Vogtle Services Agreement in any Westinghouse bankruptcy if Georgia Power does not maintain access to intellectual property rights under the related intellectual property licenses; (ii) termination of the Bechtel Agreement by Bechtel or in connection with a cancellation of Plant Vogtle Units 3 and 4, unless the Vogtle Owners enter into a replacement agreement; (iii) cancellation of Plant Vogtle Unit 4 by the Georgia PSC or by Georgia Power; (iv) failure of the holders of 90% of the ownership interests in Plant Vogtle Units 3 and 4 to vote to continue construction following certain schedule extensions; (v) cost disallowances by the Georgia PSC that could have a material adverse effect on completion of Plant Vogtle Unit 4 or Georgia Power's ability to repay the outstanding borrowings under the FFB Credit Facilities; or (vi) loss of or failure to receive necessary regulatory approvals. Under certain circumstances, insurance proceeds and any proceeds from an event of taking must be applied to immediately prepay outstanding borrowings under the FFB Credit Facilities. Georgia Power also may voluntarily prepay outstanding borrowings under the FFB Credit Facilities. Under the FFB Credit Facilities, any prepayment (whether mandatory or optional) will be made with a make-whole premium or discount, as applicable.

## Notes to Financial Statements

In connection with any cancellation of Plant Vogtle Unit 4, the DOE may elect to continue construction of Plant Vogtle Unit 4. In such an event, the DOE will have the right to assume Georgia Power's rights and obligations under the principal agreements relating to Plant Vogtle Units 3 and 4 and to acquire all or a portion of Georgia Power's ownership interest in Plant Vogtle Units 3 and 4.

See Note 2 under "Georgia Power – Nuclear Construction" for additional information.

### Secured Debt

Each of Southern Company's subsidiaries is organized as a legal entity, separate and apart from Southern Company and its other subsidiaries. There are no agreements or other arrangements among the Southern Company system companies under which the assets of one company have been pledged or otherwise made available to satisfy obligations of Southern Company or any of its other subsidiaries.

As discussed under "Long-term Debt" herein, the Registrants had secured debt outstanding at December 31, 2023 and 2022. Each Registrant's senior notes, junior subordinated notes, revenue bond obligations, bank term loans, credit facility borrowings, and notes payable are effectively subordinated to all secured debt of each respective Registrant.

### Equity Units

In May 2022, Southern Company remarketed \$862.5 million aggregate principal amount of its Series 2019A Remarketable Junior Subordinated Notes due August 1, 2024 (2019A RSNs) and \$862.5 million aggregate principal amount of its Series 2019B Remarketable Junior Subordinated Notes due August 1, 2027 (2019B RSNs), pursuant to the terms of its 2019 Series A Equity Units (Equity Units). In connection with the remarketing, the interest rates on the 2019A RSNs and the 2019B RSNs were reset to 4.475% and 5.113%, respectively, payable on a semi-annual basis. In August 2022, the proceeds were ultimately used to settle the purchase contracts entered into as part of the Equity Units and Southern Company issued approximately 25.2 million shares of common stock and received proceeds of \$1.725 billion. At December 31, 2023 and 2022, the 2019A RSNs and the 2019B RSNs are included on Southern Company's consolidated balance sheets in long-term debt or, as applicable, securities due within one year.

### Convertible Senior Notes

In February 2023, Southern Company issued \$1.5 billion aggregate principal amount of Series 2023A 3.875% Convertible Senior Notes due December 15, 2025 (Series 2023A Convertible Senior Notes). In March 2023, Southern Company issued an additional \$225 million aggregate principal amount of the Series 2023A Convertible Senior Notes upon the exercise by the initial purchasers of their over-allotment option.

Interest on the Series 2023A Convertible Senior Notes is payable semiannually, which began on June 15, 2023. The Series 2023A Convertible Senior Notes will mature on December 15, 2025, unless earlier converted or repurchased, but are not redeemable at the option of Southern Company. The Series 2023A Convertible Senior Notes are direct, unsecured, and unsubordinated obligations of Southern Company, ranking equally with all of Southern Company's other unsecured and unsubordinated indebtedness from time to time outstanding, and are effectively subordinated to all secured indebtedness of Southern Company.

Holders may convert their Series 2023A Convertible Senior Notes at their option prior to the close of business on the business day preceding September 15, 2025, but only under the following circumstances:

- during any calendar quarter (and only during such calendar quarter), if the last reported sale price of Southern Company's common stock for at least 20 trading days (whether or not consecutive) during the period of 30 consecutive trading days ending on, and including, the last trading day of the immediately preceding calendar quarter is greater than or equal to 130% of the conversion price on each applicable trading day as determined by Southern Company;
- during the five business day period after any 10 consecutive trading day period (Measurement Period) in which the trading price per \$1,000 principal amount of Series 2023A Convertible Senior Notes for each trading day of the Measurement Period was less than 98% of the product of the last reported sale price of the common stock and the conversion rate on each such trading day; or
- upon the occurrence of certain corporate events specified in the indenture governing the Series 2023A Convertible Senior Notes.

On or after September 15, 2025, a holder may convert all or any portion of its Series 2023A Convertible Senior Notes at any time prior to the close of business on the second scheduled trading day immediately preceding the maturity date regardless of the foregoing conditions.

Southern Company will settle conversions of the Series 2023A Convertible Senior Notes by paying cash up to the aggregate principal amount of the Series 2023A Convertible Senior Notes to be converted and paying or delivering, as the case may be, cash, shares of common stock or a combination of cash and shares of common stock, at Southern Company's election, in respect of the remainder, if any, of Southern Company's conversion obligation in excess of the aggregate principal amount of the Series 2023A Convertible Senior Notes being converted. The Series 2023A Convertible Senior Notes are initially convertible at a rate of 11.8818 shares of common stock per \$1,000 principal amount converted, which is approximately equal to \$84.16 per share of common stock. The conversion rate will be subject

## Notes to Financial Statements

to adjustment upon the occurrence of certain specified events but will not be adjusted for accrued and unpaid interest. In addition, upon the occurrence of a make-whole fundamental change (as defined in the indenture governing the Series 2023A Convertible Senior Notes), Southern Company will, in certain circumstances, increase the conversion rate by a number of additional shares of common stock for conversions in connection with the make-whole fundamental change.

Upon the occurrence of a fundamental change (as defined in the indenture governing the Series 2023A Convertible Senior Notes), holders of the Series 2023A Convertible Senior Notes may require Southern Company to purchase all or a portion of their Series 2023A Convertible Senior Notes, in principal amounts equal to \$1,000 or an integral multiple thereof, for cash at a price equal to 100% of the principal amount of the Series 2023A Convertible Senior Notes to be purchased plus any accrued and unpaid interest.

### Bank Credit Arrangements

At December 31, 2023, committed credit arrangements with banks were as follows:

Company	Expires				Total	Unused	Expires within One Year
	2024	2025	2026	2028			
	<i>(in millions)</i>						
Southern Company parent <sup>(a)</sup>	\$150	\$ —	\$ —	\$1,850	\$2,000	\$1,998	\$150
Alabama Power	—	—	650	700	1,350	1,350	—
Georgia Power	—	—	—	1,750	1,750	1,726	—
Mississippi Power	—	125	150	—	275	275	—
Southern Power <sup>(a)(b)</sup>	—	—	—	600	600	589	—
Southern Company Gas <sup>(c)</sup>	100	—	—	1,500	1,600	1,598	100
SEGCO	30	—	—	—	30	30	30
Southern Company	\$280	\$125	\$800	\$6,400	\$7,605	\$7,566	\$280

(a) Arrangement expiring in 2028 represents a \$2.45 billion combined arrangement for Southern Company and Southern Power as borrowers. Pursuant to the combined facility, the allocations between Southern Company and Southern Power may be adjusted.

(b) Does not include Southern Power Company's \$75 million and \$100 million continuing letter of credit facilities for standby letters of credit, expiring in 2025 and 2026, respectively, of which \$8 million and \$7 million, respectively, was unused at December 31, 2023. Southern Power's subsidiaries are not parties to its bank credit arrangements or letter of credit facilities.

(c) Southern Company Gas, as the parent entity, guarantees the obligations of Southern Company Gas Capital, which is the borrower of \$800 million of the credit arrangement expiring in 2028. Southern Company Gas' committed credit arrangement expiring in 2028 also includes \$700 million for which Nicor Gas is the borrower and which is restricted for working capital needs of Nicor Gas. Pursuant to the multi-year credit arrangement expiring in 2028, the allocations between Southern Company Gas Capital and Nicor Gas may be adjusted. Nicor Gas is also the borrower under a \$100 million credit arrangement expiring in 2024. See "Structural Considerations" herein for additional information.

The bank credit arrangements require payment of commitment fees based on the unused portion of the commitments. Commitment fees average less than 1/4 of 1% for the Registrants and Nicor Gas. Subject to applicable market conditions, Southern Company and its subsidiaries expect to renew or replace their bank credit arrangements as needed, prior to expiration. In connection therewith, Southern Company and its subsidiaries may extend the maturity dates and/or increase or decrease the lending commitments thereunder.

These bank credit arrangements, as well as the term loan arrangements of the Registrants, Nicor Gas, and SEGCO, contain covenants that limit debt levels and contain cross-acceleration provisions to other indebtedness (including guarantee obligations) that are restricted only to the indebtedness of the individual company. The cross-acceleration provisions to other indebtedness would trigger an event of default if the applicable borrower defaulted on indebtedness, the payment of which was then accelerated. Southern Company's, certain of Mississippi Power's, Southern Company Gas', and Nicor Gas' credit arrangements contain covenants that limit debt levels to 70% of total capitalization, as defined in the agreements, and the other subsidiaries' bank credit arrangements contain covenants that limit debt levels to 65% of total capitalization, as defined in the agreements. For purposes of these definitions, debt excludes junior subordinated notes and, in certain arrangements, other hybrid securities. Additionally, for Southern Company and Southern Power, for purposes of these definitions, debt excludes any project debt incurred by certain subsidiaries of Southern Power to the extent such debt is non-recourse to Southern Power and capitalization excludes the capital stock or other equity attributable to such subsidiaries. At December 31, 2023, the Registrants, Nicor Gas, and SEGCO were in compliance with all such covenants. None of the bank credit arrangements contain material adverse change clauses at the time of borrowings.

A portion of the unused credit with banks is allocated to provide liquidity support to certain revenue bonds of the traditional electric operating companies and the commercial paper programs of the Registrants, Nicor Gas, and SEGCO. At December 31, 2023, outstanding variable rate demand revenue bonds of the traditional electric operating companies with allocated liquidity support totaled approximately

## Notes to Financial Statements

\$1.7 billion (comprised of approximately \$818 million at Alabama Power, \$819 million at Georgia Power, and \$69 million at Mississippi Power). In addition, at December 31, 2023, Georgia Power had approximately \$325 million of fixed rate revenue bonds outstanding that are required to be remarketed within the next 12 months. The variable rate demand revenue bonds and fixed rate revenue bonds required to be remarketed within the next 12 months are classified as long-term debt on the balance sheets as a result of available long-term committed credit.

At both December 31, 2023 and 2022, Southern Power had \$106 million of cash collateral posted related to PPA requirements, which is included in other deferred charges and assets on Southern Power's consolidated balance sheets.

### Notes Payable

The Registrants, Nicor Gas, and SEGCO make short-term borrowings primarily through commercial paper programs that have the liquidity support of the committed bank credit arrangements described above under "Bank Credit Arrangements." Southern Power's subsidiaries are not parties or obligors to its commercial paper program. Southern Company Gas maintains commercial paper programs at Southern Company Gas Capital and at Nicor Gas. Nicor Gas' commercial paper program supports working capital needs at Nicor Gas as Nicor Gas is not permitted to make money pool loans to affiliates. All of Southern Company Gas' other subsidiaries benefit from Southern Company Gas Capital's commercial paper program. See "Structural Considerations" herein for additional information.

In addition, Southern Company and certain of its subsidiaries have entered into various bank term loan agreements. Unless otherwise stated, the proceeds of these loans were used to repay existing indebtedness and for general corporate purposes, including working capital and, for the subsidiaries, their continuous construction programs.

Commercial paper and short-term bank term loans are included in notes payable in the balance sheets. Details of short-term borrowings for the applicable Registrants were as follows:

	Notes Payable at December 31, 2023		Notes Payable at December 31, 2022	
	Amount Outstanding	Weighted Average Interest Rate	Amount Outstanding	Weighted Average Interest Rate
	<i>(in millions)</i>		<i>(in millions)</i>	
<b>Southern Company</b>				
Commercial paper	\$ 1,794	5.6%	\$ 809	4.7%
Short-term bank debt	520	6.4%	1,800	5.0%
Total	\$ 2,314	5.7%	\$ 2,609	4.9%
<b>Alabama Power</b>				
Commercial paper	\$ 40	5.5%	\$ —	—%
<b>Georgia Power</b>				
Commercial paper	\$ 809	5.6%	\$ —	—%
Short-term bank debt	520	6.4%	1,600	5.0%
Total	\$ 1,329	5.9%	\$ 1,600	5.0%
<b>Southern Power</b>				
Commercial paper	\$ 138	5.5%	\$ 225	4.7%
<b>Southern Company Gas</b>				
Commercial paper:				
Southern Company Gas Capital	\$ 23	5.5%	\$ 285	4.8%
Nicor Gas	392	5.5%	283	4.6%
Short-term bank debt:				
Nicor Gas	—	—%	200	4.9%
Total	\$ 415	5.5%	\$ 768	4.7%

See "Bank Credit Arrangements" herein for information on bank term loan covenants that limit debt levels and cross-acceleration or cross-default provisions.

## Notes to Financial Statements

### Outstanding Classes of Capital Stock

#### Southern Company

##### Common Stock

###### Stock Issued

During 2023, Southern Company issued approximately 2.1 million shares of common stock primarily through equity compensation plans and received proceeds of approximately \$36 million.

###### Shares Reserved

At December 31, 2023, a total of 131 million shares were reserved for issuance pursuant to the Southern Investment Plan, employee savings plans, the Equity and Incentive Compensation Plan (which includes stock options and performance share units as discussed in Note 12), an at-the-market program, and the Series 2023A Convertible Senior Notes (as discussed under "Convertible Senior Notes" herein). Of the shares reserved, 26.9 million shares are available for awards under the Equity and Incentive Compensation Plan at December 31, 2023.

###### Diluted Earnings Per Share

For Southern Company, the only difference in computing basic and diluted earnings per share (EPS) is attributable to awards outstanding under stock-based compensation plans and the Series 2023A Convertible Senior Notes. EPS dilution resulting from stock-based compensation plans is determined using the treasury stock method and EPS dilution resulting from the Series 2023A Convertible Senior Notes is determined using the net share settlement method. See Note 12 and "Convertible Senior Notes" herein for additional information. Shares used to compute diluted EPS were as follows:

	Average Common Stock Shares		
	2023	2022	2021
As reported shares	1,092	1,075	1,061
Effect of stock-based compensation	6	6	7
Diluted shares	1,098	1,081	1,068

For 2023, there were no anti-dilutive shares. For 2022 and 2021, an immaterial number of stock-based compensation awards was excluded from the diluted EPS calculation because the awards were anti-dilutive.

For all periods presented, there was no dilution resulting from the Series 2023A Convertible Senior Notes.

###### Preferred Stock of Subsidiaries

As discussed further under "Alabama Power" herein, during 2022, Alabama Power redeemed all of its preferred stock and Class A preferred stock.

###### Alabama Power

Alabama Power has preferred stock, Class A preferred stock, preference stock, and common stock authorized, but only common stock outstanding at December 31, 2023.

During 2022, Alabama Power redeemed all of its preferred stock and Class A preferred stock at the redemption prices per share provided in the table below, plus accrued and unpaid dividends to the redemption date.

Preferred Stock Redeemed During 2022	Par Value/Stated Capital Per Share	Shares	Redemption Price Per Share
4.92% Preferred Stock	\$100	80,000	\$103.23
4.72% Preferred Stock	\$100	50,000	\$102.18
4.64% Preferred Stock	\$100	60,000	\$103.14
4.60% Preferred Stock	\$100	100,000	\$104.20
4.52% Preferred Stock	\$100	50,000	\$102.93
4.20% Preferred Stock	\$100	135,115	\$105.00
5.00% Class A Preferred Stock	\$ 25	10,000,000	\$ 25.00

## Notes to Financial Statements

### **Georgia Power**

Georgia Power has preferred stock, Class A preferred stock, preference stock, and common stock authorized, but only common stock outstanding.

### **Mississippi Power**

Mississippi Power has preferred stock and common stock authorized, but only common stock outstanding.

### **Dividend Restrictions**

The income of Southern Company is derived primarily from equity in earnings of its subsidiaries. At December 31, 2023, consolidated retained earnings included \$5.5 billion of undistributed retained earnings of the subsidiaries.

The traditional electric operating companies and Southern Power can only pay dividends to Southern Company out of retained earnings or paid-in-capital.

See Note 7 under "Southern Power" for information regarding the distribution requirements for certain Southern Power subsidiaries.

By regulation, Nicor Gas is restricted, up to its retained earnings balance, in the amount it can dividend or loan to affiliates and is not permitted to make money pool loans to affiliates. At December 31, 2023, the amount of Southern Company Gas' subsidiary retained earnings available for dividend payment totaled \$1.7 billion.

### **Structural Considerations**

Since Southern Company and Southern Company Gas are holding companies, the right of Southern Company and Southern Company Gas and, hence, the right of creditors of Southern Company or Southern Company Gas to participate in any distribution of the assets of any respective subsidiary of Southern Company or Southern Company Gas, whether upon liquidation, reorganization or otherwise, is subject to prior claims of creditors and preferred stockholders of such subsidiary.

Southern Company Gas' 100%-owned subsidiary, Southern Company Gas Capital, was established to provide for certain of Southern Company Gas' ongoing financing needs through a commercial paper program, the issuance of various debt, hybrid securities, and other financing arrangements. Southern Company Gas fully and unconditionally guarantees all debt issued by Southern Company Gas Capital. Nicor Gas is not permitted by regulation to make loans to affiliates or utilize Southern Company Gas Capital for its financing needs.

Southern Power Company's senior notes, bank term loan, commercial paper, and bank credit arrangement are unsecured senior indebtedness, which rank equally with all other unsecured and unsubordinated debt of Southern Power Company. Southern Power's subsidiaries are not issuers, borrowers, or obligors, as applicable, under any of these unsecured senior debt arrangements, which are effectively subordinated to any future secured debt of Southern Power Company and any potential claims of creditors of Southern Power's subsidiaries.

## **9. LEASES**

### **Lessee**

The Registrants recognize leases with a term of greater than 12 months on the balance sheet as lease obligations, representing the discounted future fixed payments due, along with ROU assets that will be amortized over the term of each lease.

## Notes to Financial Statements

As lessee, the Registrants lease certain electric generating units (including renewable energy facilities), real estate/land, communication towers, railcars, and other equipment and vehicles. The major categories of lease obligations are as follows:

	Southern Company	Alabama Power	Georgia Power	Mississippi Power	Southern Power	Southern Company Gas
	<i>(in millions)</i>					
<b>At December 31, 2023</b>						
Electric generating units <sup>(*)</sup>	\$ 670	\$ 58	\$ 1,028	\$ —	\$ —	\$ —
Real estate/land	871	4	54	2	546	28
Communication towers	123	1	4	—	—	23
Railcars	64	32	27	5	—	—
Other	60	3	2	18	—	—
<b>Total</b>	<b>\$1,788</b>	<b>\$ 98</b>	<b>\$ 1,115</b>	<b>\$ 25</b>	<b>\$ 546</b>	<b>\$ 51</b>
<b>At December 31, 2022</b>						
Electric generating units <sup>(*)</sup>	\$ 760	\$ 59	\$ 1,163	\$ —	\$ —	\$ —
Real estate/land	885	4	54	2	542	36
Communication towers	141	2	4	—	—	23
Railcars	34	12	18	3	—	—
Other	79	4	1	21	—	1
<b>Total</b>	<b>\$1,899</b>	<b>\$ 81</b>	<b>\$ 1,240</b>	<b>\$ 26</b>	<b>\$ 542</b>	<b>\$ 60</b>

(\*) Amounts related to affiliate leases are eliminated in consolidation for Southern Company. See "Contracts that Contain a Lease" herein for additional information.

Real estate/land leases primarily consist of commercial real estate leases at Southern Company, Georgia Power, and Southern Company Gas and various land leases primarily associated with renewable energy facilities at Southern Power. The commercial real estate leases have remaining terms of up to 27 years while the land leases have remaining terms of up to 44 years, including renewal periods.

Communication towers are leased for the installation of equipment to provide cellular phone service to customers and to support the automated meter infrastructure programs at the traditional electric operating companies and Nicor Gas. Communication tower leases have remaining terms of up to 17 years.

Renewal options exist in many of the leases. The expected term used in calculating the lease obligation generally reflects only the noncancelable period of the lease unless it is considered reasonably certain that the lease will be extended. Land leases associated with renewable energy facilities at Southern Power and communication tower leases for automated meter infrastructure at Nicor Gas include renewal periods reasonably certain of exercise resulting in an expected lease term at least equal to the expected life of the renewable energy facilities and the automated meter infrastructure, respectively.

### Contracts that Contain a Lease

While not specifically structured as a lease, some of the PPAs at Alabama Power and Georgia Power are deemed to represent a lease of the underlying electric generating units when the terms of the PPA convey the right to control the use of the underlying assets. Amounts recorded for leases of electric generating units are generally based on the amount of scheduled capacity payments due over the remaining term of the PPA, which varies between one and 16 years. Georgia Power has several PPAs with Southern Power that Georgia Power accounts for as leases with a lease obligation of \$416 million and \$461 million at December 31, 2023 and 2022, respectively. The amount paid for energy under these affiliate PPAs reflects a price that would be paid in an arm's-length transaction as reviewed and approved by the Georgia PSC. Amounts related to the affiliate PPAs are eliminated in consolidation for Southern Company.

### Short-term Leases

Leases with an initial term of 12 months or less are not recorded on the balance sheet; the Registrants generally recognize lease expense for these leases on a straight-line basis over the lease term.



## Notes to Financial Statements

### Residual Value Guarantees

Residual value guarantees exist primarily in railcar leases at Alabama Power and Georgia Power and the amounts probable of being paid under those guarantees are included in the lease payments. All such amounts are immaterial at December 31, 2023 and 2022.

### Lease and Nonlease Components

For all asset categories, with the exception of electric generating units, gas pipelines, and real estate leases, the Registrants combine lease payments and any nonlease components, such as asset maintenance, for purposes of calculating the lease obligation and the right-of-use asset.

Balance sheet amounts recorded for operating and finance leases are as follows:

	Southern Company	Alabama Power	Georgia Power	Mississippi Power	Southern Power	Southern Company Gas
	<i>(in millions)</i>					
<b>At December 31, 2023</b>						
<b>Operating Leases</b>						
Operating lease ROU assets, net	\$ 1,432	\$ 87	\$ 884	\$ 9	\$ 488	\$ 47
Operating lease obligations – current	\$ 183	\$ 12	\$ 135	\$ 3	\$ 29	\$ 11
Operating lease obligations – non-current	1,307	81	740	6	517	40
Total operating lease obligations <sup>(*)</sup>	\$ 1,490	\$ 93	\$ 875	\$ 9	\$ 546	\$ 51
<b>Finance Leases</b>						
Finance lease ROU assets, net	\$ 272	\$ 5	\$ 203	\$ 15	\$ —	\$ —
Finance lease obligations – current	\$ 11	\$ 2	\$ 18	\$ 1	\$ —	\$ —
Finance lease obligations – non-current	287	3	222	15	—	—
Total finance lease obligations	\$ 298	\$ 5	\$ 240	\$ 16	\$ —	\$ —
<b>At December 31, 2022</b>						
<b>Operating Leases</b>						
Operating lease ROU assets, net	\$ 1,531	\$ 71	\$ 1,007	\$ 9	\$ 489	\$ 57
Operating lease obligations – current	\$ 197	\$ 9	\$ 151	\$ 4	\$ 28	\$ 9
Operating lease obligations – non-current	1,388	67	851	5	514	51
Total operating lease obligations <sup>(*)</sup>	\$ 1,585	\$ 76	\$ 1,002	\$ 9	\$ 542	\$ 60
<b>Finance Leases</b>						
Finance lease ROU assets, net	\$ 292	\$ 5	\$ 205	\$ 16	\$ —	\$ —
Finance lease obligations – current	\$ 18	\$ 2	\$ 16	\$ 1	\$ —	\$ —
Finance lease obligations – non-current	296	3	222	16	—	—
Total finance lease obligations	\$ 314	\$ 5	\$ 238	\$ 17	\$ —	\$ —

(\*) Includes operating lease obligations related to PPAs at Southern Company, Alabama Power, and Georgia Power totaling \$566 million, \$58 million, and \$813 million, respectively, at December 31, 2023 and \$652 million, \$59 million, and \$952 million, respectively, at December 31, 2022.

If not presented separately on the Registrants' balance sheets, amounts related to leases are presented as follows: operating lease ROU assets, net are included in "other deferred charges and assets"; operating lease obligations are included in "other current liabilities" and "other deferred credits and liabilities," as applicable; finance lease ROU assets, net are included in "plant in service"; and finance lease obligations are included in "securities due within one year" and "long-term debt," as applicable.

## Notes to Financial Statements

Lease costs for 2023, 2022, and 2021, which includes both amounts recognized as operations and maintenance expense and amounts capitalized as part of the cost of another asset, are as follows:

	Southern Company	Alabama Power	Georgia Power	Mississippi Power	Southern Power	Southern Company Gas
	<i>(in millions)</i>					
<b>2023</b>						
<b>Lease cost</b>						
Operating lease cost <sup>(*)</sup>	\$252	\$ 16	\$192	\$ 5	\$34	\$12
Finance lease cost:						
Amortization of ROU assets	24	2	19	1	—	—
Interest on lease obligations	14	—	17	—	—	—
Total finance lease cost	38	2	36	1	—	—
Short-term lease costs	40	16	16	—	—	—
Variable lease cost	47	—	74	—	4	—
Sublease income	—	—	—	—	—	—
Total lease cost	\$377	\$ 34	\$318	\$ 6	\$38	\$12
<b>2022</b>						
<b>Lease cost</b>						
Operating lease cost <sup>(*)</sup>	\$297	\$ 59	\$198	\$ 5	\$32	\$15
Finance lease cost:						
Amortization of ROU assets	23	1	15	1	—	—
Interest on lease obligations	13	—	17	1	—	—
Total finance lease cost	36	1	32	2	—	—
Short-term lease costs	64	44	13	—	—	—
Variable lease cost	125	13	105	—	5	—
Sublease income	(1)	—	—	—	—	—
Total lease cost	\$521	\$117	\$348	\$ 7	\$37	\$15
<b>2021</b>						
<b>Lease cost</b>						
Operating lease cost <sup>(*)</sup>	\$313	\$ 58	\$208	\$ 2	\$33	\$19
Finance lease cost:						
Amortization of ROU assets	21	1	11	1	—	—
Interest on lease obligations	11	—	16	1	—	—
Total finance lease cost	32	1	27	2	—	—
Short-term lease costs	48	15	24	—	—	—
Variable lease cost	96	4	83	—	5	—
Sublease income	1	—	—	—	—	—
Total lease cost	\$490	\$ 78	\$342	\$ 4	\$38	\$19

(\*) Includes operating lease costs related to PPAs at Southern Company, Alabama Power, and Georgia Power totaling \$112 million, \$4 million, and \$174 million, respectively, in 2023, \$162 million, \$48 million, and \$180 million, respectively, in 2022, and \$165 million, \$47 million, and \$184 million, respectively, in 2021.

Georgia Power has variable lease payments that are based on the amount of energy produced by certain renewable generating facilities subject to PPAs, including \$42 million, \$45 million, and \$41 million in 2023, 2022, and 2021, respectively, from finance leases which are included in purchased power on Georgia Power's statements of income, of which \$21 million, \$21 million, and \$20 million was included in purchased power, affiliates in 2023, 2022, and 2021, respectively.

## Notes to Financial Statements

Other information with respect to cash and noncash activities related to leases, as well as weighted-average lease terms and discount rates, is as follows:

	Southern Company	Alabama Power	Georgia Power	Mississippi Power	Southern Power	Southern Company Gas
	<i>(in millions)</i>					
<b>2023</b>						
<b>Other information</b>						
Cash paid for amounts included in the measurements of lease obligations:						
Operating cash flows from operating leases	\$253	\$17	\$199	\$ 5	\$33	\$12
Operating cash flows from finance leases	15	—	22	—	—	—
Financing cash flows from finance leases	18	2	16	1	—	—
ROU assets obtained under operating leases	100	30	26	1	7	7
ROU assets obtained under finance leases	3	3	18	—	—	—
<b>2022</b>						
<b>Other information</b>						
Cash paid for amounts included in the measurements of lease obligations:						
Operating cash flows from operating leases	\$303	\$58	\$206	\$ 5	\$30	\$14
Operating cash flows from finance leases	11	—	20	1	—	—
Financing cash flows from finance leases	16	1	10	1	—	—
ROU assets obtained under operating leases	56	10	17	9	—	3
Reassessment of ROU assets under operating leases	16	—	—	—	16	—
ROU assets obtained under finance leases	118	2	116	—	—	—
<b>2021</b>						
<b>Other information</b>						
Cash paid for amounts included in the measurements of lease obligations:						
Operating cash flows from operating leases	\$308	\$58	\$211	\$ 2	\$28	\$19
Operating cash flows from finance leases	9	—	17	1	—	—
Financing cash flows from finance leases	17	1	9	1	—	—
ROU assets obtained under operating leases	64	3	9	—	72	7
ROU assets obtained under finance leases	3	—	—	—	—	—
	Southern Company	Alabama Power	Georgia Power	Mississippi Power	Southern Power	Southern Company Gas
<b>At December 31, 2023</b>						
<b>Weighted-average remaining lease term in years:</b>						
Operating leases	17.2	11.1	7.5	4.6	33.1	7.0
Finance leases	16.7	4.3	10.6	11.9	N/A	N/A
<b>Weighted-average discount rate:</b>						
Operating leases	4.68%	5.02%	4.58%	3.67%	4.89%	3.80%
Finance leases	4.85%	3.93%	5.95%	2.74%	N/A	N/A
<b>At December 31, 2022</b>						
<b>Weighted-average remaining lease term in years:</b>						
Operating leases	17.3	13.0	8.1	4.7	34.0	11.0
Finance leases	17.4	6.4	11.8	12.9	N/A	N/A
<b>Weighted-average discount rate:</b>						
Operating leases	4.51%	4.87%	4.52%	3.49%	4.86%	3.79%
Finance leases	4.87%	3.00%	8.06%	2.74%	N/A	N/A

## Notes to Financial Statements

Maturities of lease liabilities are as follows:

	At December 31, 2023					
	Southern Company	Alabama Power	Georgia Power	Mississippi Power	Southern Power	Southern Company Gas
	<i>(in millions)</i>					
<b>Maturity Analysis</b>						
Operating leases:						
2024	\$ 230	\$ 16	\$ 172	\$ 4	\$ 36	\$12
2025	203	14	147	3	29	12
2026	180	12	142	2	29	9
2027	159	10	141	—	29	4
2028	143	7	135	—	30	3
Thereafter	1,378	64	303	1	1,000	18
Total	2,293	123	1,040	10	1,153	58
Less: Present value discount	803	30	165	1	607	7
Operating lease obligations	\$1,490	\$ 93	\$ 875	\$ 9	\$ 546	\$51
Finance leases:						
2024	\$ 22	\$ 2	\$ 27	\$ 2	\$ —	\$—
2025	27	1	36	2	—	—
2026	27	1	36	2	—	—
2027	27	1	36	2	—	—
2028	26	1	37	1	—	—
Thereafter	320	—	153	10	—	—
Total	449	6	325	19	—	—
Less: Present value discount	151	1	85	3	—	—
Finance lease obligations	\$ 298	\$ 5	\$ 240	\$16	\$ —	\$—

Payments made under PPAs at Georgia Power for energy generated from certain renewable energy facilities accounted for as operating and finance leases are considered variable lease costs and are therefore not reflected in the above maturity analysis.

### Lessor

The Registrants are each considered lessors in various arrangements that have been determined to contain a lease due to the customer's ability to control the use of the underlying asset owned by the applicable Registrant. For the traditional electric operating companies, these arrangements consist of outdoor lighting contracts accounted for as operating leases with initial terms of up to 10 years, after which the contracts renew on a month-to-month basis at the customer's option. For Mississippi Power, these arrangements also include a tolling arrangement related to an electric generating unit accounted for as a sales-type lease with a remaining term of 15 years. For Southern Power, these arrangements consist of PPAs related to electric generating units accounted for as operating leases with remaining terms of up to 23 years and PPAs related to battery energy storage facilities accounted for as sales-type leases with remaining terms of up to 18 years. Southern Company Gas is the lessor in operating leases related to gas pipelines with remaining terms of up to 19 years. For Southern Company, these arrangements also include PPAs related to fuel cells accounted for as operating leases with remaining terms of up to 10 years.

## Notes to Financial Statements

Lease income for 2023, 2022, and 2021, is as follows:

	Southern Company	Alabama Power	Georgia Power	Mississippi Power	Southern Power	Southern Company Gas
<i>(in millions)</i>						
<b>2023</b>						
Lease income – interest income on sales-type leases	\$ 24	\$ —	\$ —	\$14	\$ 10	\$ —
Lease income – operating leases	164	35	29	2	85	37
Variable lease income	406	1	—	—	437	—
Total lease income	\$594	\$36	\$29	\$16	\$532	\$37
<b>2022</b>						
Lease income – interest income on sales-type leases	\$ 25	\$ —	\$ —	\$15	\$ 10	\$ —
Lease income – operating leases	208	77	32	2	85	36
Variable lease income	417	1	—	—	448	—
Total lease income	\$650	\$78	\$32	\$17	\$543	\$36
<b>2021</b>						
Lease income – interest income on sales-type leases	\$ 15	\$ —	\$ —	\$14	\$ 1	\$ —
Lease income – operating leases	223	82	42	2	85	35
Variable lease income	429	—	—	—	456	—
Total lease income	\$667	\$82	\$42	\$16	\$542	\$35

Lease payments received under tolling arrangements and PPAs consist of either scheduled payments or variable payments based on the amount of energy produced by the underlying electric generating units. Lease income related to PPAs for Alabama Power and Southern Power is included in wholesale revenues. Scheduled payments to be received under outdoor lighting contracts, tolling arrangements, and PPAs accounted for as leases are presented in the following maturity analyses.

Mississippi Power has a tolling arrangement accounted for as a sales-type lease. During 2021, Mississippi Power completed construction of additional leased assets under the lease and, upon completion, the book value of \$39 million was transferred from CWIP to lease receivables. The transfer represented a non-cash investing transaction for purposes of the statements of cash flows.

During 2021, Southern Power completed construction of a portion of the Garland and Tranquillity battery energy storage facilities' assets and recorded losses totaling \$40 million upon commencement of the related PPAs, which Southern Power accounts for as sales-type leases. The losses were due to ITCs retained and expected to be realized by Southern Power and its partners in these projects, and no estimated residual asset value was assumed in calculating the losses. Each lease had an initial term of 20 years. Upon commencement of the leases, the book values of the related assets totaling \$210 million were derecognized from CWIP and lease receivables were recorded. The transfers represented noncash investing transactions for purposes of the statement of cash flows. See Note 15 under "Southern Power" for additional information.

The undiscounted cash flows expected to be received for in-service leased assets under the leases are as follows:

	<b>At December 31, 2023</b>		
	Southern Company	Mississippi Power	Southern Power
<i>(in millions)</i>			
2024	\$ 38	\$ 23	\$ 15
2025	37	22	15
2026	36	21	15
2027	35	20	15
2028	34	19	15
Thereafter	330	145	185
Total undiscounted cash flows	\$510	\$250	\$260
Net investment in sales-type lease <sup>(*)</sup>	311	148	163
Difference between undiscounted cash flows and discounted cash flows	\$199	\$102	\$ 97

(\*) For Mississippi Power, included in other current assets and other property and investments on the balance sheets. For Southern Power, included in other current assets (\$15 million and \$15 million at December 31, 2023 and 2022, respectively) and net investment in sales-type leases (\$148 million and \$154 million at December 31, 2023 and 2022, respectively) on the balance sheet.

## Notes to Financial Statements

The undiscounted cash flows to be received under operating leases and contracts accounted for as operating leases are as follows:

	At December 31, 2023			
	Southern Company	Alabama Power	Southern Power	Southern Company Gas
	<i>(in millions)</i>			
2024	\$ 116	\$ 7	\$ 90	\$ 35
2025	107	5	75	29
2026	108	5	73	29
2027	105	4	75	28
2028	104	3	76	28
Thereafter	706	26	91	354
<b>Total</b>	<b>\$1,246</b>	<b>\$50</b>	<b>\$480</b>	<b>\$503</b>

Southern Power receives payments for renewable energy under PPAs accounted for as operating leases that are considered contingent rents and are therefore not reflected in the table above. Alabama Power and Southern Power allocate revenue to the nonlease components of PPAs based on the stand-alone selling price of capacity and energy. The undiscounted cash flows to be received under outdoor lighting contracts accounted for as operating leases at Georgia Power and Mississippi Power are immaterial.

### Southern Company Leveraged Lease

At December 31, 2020, a subsidiary of Southern Holdings had four leveraged lease agreements related to energy generation, distribution, and transportation assets, including two domestic and two international projects. During 2021, one of the domestic projects was sold and the agreements for both international projects were terminated. At December 31, 2023, the one remaining leveraged lease agreement, which relates to energy generation, had an expected remaining term of eight years. Southern Company continues to receive federal income tax deductions for depreciation and amortization, as well as interest on long-term debt related to this investment. Southern Company wrote off the related investment balance in 2020 following an evaluation of the recoverability of the lease receivable and the expected residual value of the generation assets at the end of the lease.

The following table provides a summary of the components of income related to leveraged lease investments. Income was impacted in 2021 by the impairment charges discussed below and in Note 15 under "Southern Company." Income in 2021 does not include the impacts of the sale and terminations of leveraged lease projects discussed in Note 15 under "Southern Company."

	<b>2021</b>
	<i>(in millions)</i>
Pretax leveraged lease income	\$17
Income tax expense	(5)
<b>Net leveraged lease income</b>	<b>\$12</b>

In June 2022, the Southern Holdings subsidiary operating the generating plant for the lessee provided notice to the lessee to terminate the related operating and maintenance agreement effective June 30, 2023. Subsequently, the lessee failed to make the semi-annual lease payment due in December 2022. As a result, the Southern Holdings subsidiary was unable to make its corresponding payment to the holders of the underlying non-recourse debt related to the generation assets. The parties to the lease entered into forbearance agreements which suspended the related contractual rights of the parties while they continued restructuring negotiations, during which the termination date for the operating and maintenance agreement was delayed until July 31, 2023. The negotiations were completed on July 14, 2023, resulting in the Southern Holdings subsidiary agreeing to continue operating the plant for the lessee until the lessee's associated power off-take agreement ends in 2032, subject to certain terms and conditions. The restructuring had no material impact on Southern Company's financial statements. Southern Company will continue to monitor the operational performance of the underlying assets and evaluate the ability of the lessee to continue to meet its obligations, including those associated with a future closure or retirement of the generation assets and associated properties, including the dry ash landfill.

## Notes to Financial Statements

### 10. INCOME TAXES

Southern Company files a consolidated federal income tax return and the Registrants file various state income tax returns, some of which are combined or unitary. Under a joint consolidated income tax allocation agreement, each Southern Company subsidiary's current and deferred tax expense is computed on a stand-alone basis, and each subsidiary is allocated an amount of tax similar to that which would be paid if it filed a separate income tax return. In accordance with IRS regulations, each company is jointly and severally liable for the federal tax liability.

#### Current and Deferred Income Taxes

Details of income tax provisions are as follows:

	2023					Southern Company Gas
	Southern Company	Alabama Power	Georgia Power	Mississippi Power	Southern Power	
	<i>(in millions)</i>					
Federal —						
Current	\$ 54	\$ 242	\$ 205	\$ 49	\$(320)	\$ 62
Deferred	299	(257)	195	(26)	334	68
Total federal	353	(15)	400	23	14	130
State —						
Current	41	82	37	1	(1)	24
Deferred	102	14	11	12	(1)	57
Total state	143	96	48	13	(2)	81
Total	\$496	\$ 81	\$ 448	\$ 36	\$ 12	\$211
	<b>2022</b>					
	Southern Company	Alabama Power	Georgia Power	Mississippi Power	Southern Power	Southern Company Gas
	<i>(in millions)</i>					
Federal —						
Current	\$ 10	\$ 54	\$ 38	\$ 42	\$(43)	\$122
Deferred	455	259	152	(16)	56	(3)
Total federal	465	313	190	26	13	119
State —						
Current	27	14	(21)	—	2	42
Deferred	303	96	201	11	5	19
Total state	330	110	180	11	7	61
Total	\$795	\$ 423	\$ 370	\$ 37	\$ 20	\$180
	<b>2021</b>					
	Southern Company	Alabama Power	Georgia Power	Mississippi Power	Southern Power	Southern Company Gas
	<i>(in millions)</i>					
Federal —						
Current	\$ 50	\$ 104	\$ 311	\$ 25	\$(340)	\$ 85
Deferred	36	172	(449)	(15)	343	35
Total federal	86	276	(138)	10	3	120
State —						
Current	(25)	23	71	—	(16)	(68)
Deferred	206	73	(101)	11	—	223
Total state	181	96	(30)	11	(16)	155
Total	\$267	\$ 372	\$(168)	\$ 21	\$ (13)	\$275

## Notes to Financial Statements

Southern Company's and Southern Power's ITCs and PTCs generated in the current tax year and carried forward from prior tax years that cannot be utilized in the current tax year are reclassified from current to deferred taxes in federal income tax expense in the tables above. Southern Power's ITCs and PTCs reclassified in this manner include \$5 million for 2023, \$17 million for 2022, and \$6 million for 2021. Southern Power received \$332 million, \$49 million, and \$289 million of cash related to federal ITCs under renewable energy initiatives in 2023, 2022, and 2021, respectively. See "Deferred Tax Assets and Liabilities" herein for additional information.

In accordance with regulatory requirements, deferred federal ITCs for the traditional electric operating companies are amortized over the average life of the related property, with such amortization normally applied as a credit to reduce depreciation and amortization in the statements of income. Southern Power's and the natural gas distribution utilities' deferred federal ITCs, as well as certain state ITCs for Nicor Gas, are amortized to income tax expense over the life of the respective asset. ITCs amortized in 2023, 2022, and 2021 were immaterial for the traditional electric operating companies and Southern Company Gas and were as follows for Southern Company and Southern Power:

	Southern Company	Southern Power
	<i>(in millions)</i>	
2023	\$84	\$58
2022	83	58
2021	84	58

When Southern Power recognizes tax credits, the tax basis of the asset is reduced by 50% of the ITCs received, resulting in a net deferred tax asset. Southern Power has elected to recognize the tax benefit of this basis difference as a reduction to income tax expense in the year in which the plant reaches commercial operation.

State ITCs and other state credits, which are recognized in the period in which the credits are generated, reduced Georgia Power's income tax expense by \$49 million in 2023, \$53 million in 2022, and \$66 million in 2021.

Southern Power's federal and state PTCs, which are recognized in the period in which the credits are generated, reduced Southern Power's income tax expense by \$26 million in 2023, \$27 million in 2022, and \$16 million in 2021.

During the fourth quarter 2023, Southern Power executed an agreement to transfer certain PTCs generated in 2023 and received cash of \$12 million. The discount recognized was booked through income tax expense and was immaterial.

Pursuant to the Global Amendments to the Vogtle Joint Ownership Agreements (as defined in Note 2 under "Georgia Power – Nuclear Construction – Joint Owner Contracts"), Georgia Power paid \$39 million to the other Vogtle Owners for advanced nuclear PTCs for Plant Vogtle Unit 3. The gain recognized in 2023 was booked through income tax benefit and was immaterial.

### Effective Tax Rate

Southern Company's effective tax rate is typically lower than the statutory rate due to employee stock plans' dividend deduction, non-taxable AFUDC equity at the traditional electric operating companies, flowback of excess deferred income taxes at the regulated utilities, and federal income tax benefits from ITCs and PTCs primarily at Southern Power.

In July 2021, Southern Company Gas affiliates completed the sale of Sequent. As a result of the sale, changes in state apportionment rates resulted in \$85 million of additional net state tax expense. See Note 15 under "Southern Company Gas" for additional information.



## Notes to Financial Statements

A reconciliation of the federal statutory income tax rate to the effective income tax rate is as follows:

	2023					
	Southern Company	Alabama Power	Georgia Power	Mississippi Power	Southern Power	Southern Company Gas
Federal statutory rate	21.0%	21.0%	21.0%	21.0%	21.0%	21.0%
State income tax, net of federal deduction	2.6	5.2	1.5	4.9	(0.7)	7.8
Employee stock plans' dividend deduction	(0.5)	—	—	—	—	—
Non-deductible book depreciation	0.7	0.7	0.8	0.4	—	—
Flowback of excess deferred income taxes	(9.2)	(19.8)	(2.6)	(10.2)	—	(2.6)
AFUDC-Equity	(1.1)	(1.2)	(1.2)	—	—	—
Federal PTCs	(1.2)	—	(1.4)	—	(7.4)	—
ITC amortization	(1.3)	(0.1)	(0.1)	—	(19.0)	—
Noncontrolling interests	0.6	—	—	—	11.1	—
Other	(0.2)	(0.2)	(0.3)	0.1	0.1	(0.6)
Effective income tax (benefit) rate	11.4%	5.6%	17.7%	16.2%	5.1%	25.6%

	2022					
	Southern Company	Alabama Power	Georgia Power	Mississippi Power	Southern Power	Southern Company Gas
Federal statutory rate	21.0%	21.0%	21.0%	21.0%	21.0%	21.0%
State income tax, net of federal deduction	6.2	4.8	6.5	4.4	1.9	6.4
Employee stock plans' dividend deduction	(0.5)	—	—	—	—	—
Non-deductible book depreciation	0.6	0.5	0.6	0.3	—	—
Flowback of excess deferred income taxes	(6.6)	(1.9)	(9.6)	(7.8)	—	(2.5)
AFUDC-Equity	(1.1)	(0.8)	(1.5)	—	—	—
Federal PTCs	—	—	—	—	(6.6)	—
ITC amortization	(1.3)	(0.1)	(0.1)	—	(17.2)	(0.1)
Noncontrolling interests	0.5	—	—	—	8.4	—
Other	—	0.3	—	0.3	(0.1)	(0.9)
Effective income tax (benefit) rate	18.8%	23.8%	16.9%	18.2%	7.4%	23.9%

	2021					
	Southern Company	Alabama Power	Georgia Power	Mississippi Power	Southern Power	Southern Company Gas
Federal statutory rate	21.0%	21.0%	21.0%	21.0%	21.0%	21.0%
State income tax, net of federal deduction	5.5	4.6	(5.7)	4.9	(8.0)	15.1
Employee stock plans' dividend deduction	(0.9)	—	—	—	—	—
Non-deductible book depreciation	0.9	0.5	3.1	0.4	—	—
Flowback of excess deferred income taxes	(11.7)	(2.6)	(49.9)	(15.2)	—	(2.8)
AFUDC-Equity	(1.5)	(0.7)	(6.4)	—	—	—
Federal PTCs	—	—	—	—	(4.6)	—
ITC amortization	(2.2)	(0.1)	(0.4)	—	(29.7)	(0.1)
Noncontrolling interests	0.8	—	—	—	13.4	—
Leveraged lease impairments and dispositions	(1.4)	—	—	—	—	—
Other	(0.1)	0.2	(1.9)	0.6	(0.4)	0.6
Effective income tax (benefit) rate	10.4%	22.9%	(40.2)%	11.7%	(8.3)%	33.8%

## Notes to Financial Statements

### Deferred Tax Assets and Liabilities

The tax effects of temporary differences between the carrying amounts of assets and liabilities in the financial statements of the Registrants and their respective tax bases, which give rise to deferred tax assets and liabilities, are as follows:

	December 31, 2023					
	Southern Company	Alabama Power	Georgia Power	Mississippi Power	Southern Power	Southern Company Gas
	<i>(in millions)</i>					
Deferred tax liabilities —						
Accelerated depreciation	\$ 9,683	\$ 2,566	\$ 3,628	\$ 339	\$ 1,346	\$ 1,576
Property basis differences	2,647	1,444	812	188	—	189
Employee benefit obligations	979	321	446	49	12	74
AROs	833	476	314	—	—	—
Under recovered fuel and natural gas costs	601	80	508	13	—	—
Regulatory assets —						
AROs	1,902	667	1,196	39	—	—
Employee benefit obligations	797	213	260	37	—	11
Remaining book value of retired assets	369	143	221	5	—	—
Premium on reacquired debt	63	9	53	1	—	—
Other	700	182	223	43	2	191
Total deferred income tax liabilities	18,574	6,101	7,661	714	1,360	2,041
Deferred tax assets —						
AROs	2,735	1,143	1,510	39	—	—
ITC and PTC carryforwards	1,387	12	691	—	481	—
Employee benefit obligations	985	224	316	52	10	89
Estimated loss on plants under construction	857	—	857	—	—	—
Estimated loss on regulatory disallowance	26	—	—	—	—	26
Other state deferred tax attributes	363	—	13	231	49	8
Federal effect of net state deferred tax liabilities	418	215	92	—	27	101
Other property basis differences	197	—	83	—	97	—
State effect of federal deferred taxes	115	115	—	—	—	—
Other partnership basis differences	85	—	—	—	85	—
Regulatory liability associated with the Tax Reform Legislation (not subject to normalization)	34	30	—	3	—	—
Long-term debt fair value adjustment	79	—	—	—	—	79
Other comprehensive losses	67	4	4	—	6	—
Other	538	188	152	57	18	74
Total deferred income tax assets	7,886	1,931	3,718	382	773	377
Valuation allowance	(206)	—	(75)	(41)	(27)	(7)
Net deferred income tax assets	7,680	1,931	3,643	341	746	370
Net deferred income taxes (assets)/liabilities	<b>\$ 10,894</b>	<b>\$ 4,170</b>	<b>\$ 4,018</b>	<b>\$ 373</b>	<b>\$ 614</b>	<b>\$ 1,671</b>
Recognized in the balance sheets:						
Accumulated deferred income taxes — assets	<b>\$ (96)</b>	<b>\$ —</b>	<b>\$ —</b>	<b>\$ (96)</b>	<b>\$ —</b>	<b>\$ —</b>
Accumulated deferred income taxes — liabilities	<b>\$ 10,990</b>	<b>\$ 4,170</b>	<b>\$ 4,018</b>	<b>\$ 469</b>	<b>\$ 614</b>	<b>\$ 1,671</b>

## Notes to Financial Statements

	December 31, 2022					Southern Company Gas
	Southern Company	Alabama Power	Georgia Power	Mississippi Power	Southern Power	
	<i>(in millions)</i>					
Deferred tax liabilities —						
Accelerated depreciation	\$ 9,443	\$2,564	\$3,447	\$ 338	\$1,351	\$1,505
Property basis differences	2,350	1,303	693	179	—	150
Employee benefit obligations	888	284	412	43	11	68
AROs	876	499	324	—	—	—
Under recovered fuel and natural gas costs	805	185	548	40	—	32
Regulatory assets —						
AROs	2,006	679	1,285	42	—	—
Employee benefit obligations	677	180	226	30	—	15
Remaining book value of retired assets	400	142	253	5	—	—
Premium on reacquired debt	66	9	57	—	—	—
Other	555	179	181	40	14	82
<b>Total deferred income tax liabilities</b>	<b>18,066</b>	<b>6,024</b>	<b>7,426</b>	<b>717</b>	<b>1,376</b>	<b>1,852</b>
Deferred tax assets —						
AROs	2,882	1,178	1,609	42	—	—
ITC and PTC carryforwards	1,685	12	673	—	794	—
Employee benefit obligations	890	198	304	47	9	89
Estimated loss on plants under construction	888	—	888	—	—	—
Other state deferred tax attributes	388	—	12	239	51	7
Federal effect of net state deferred tax liabilities	365	175	88	—	28	92
Other property basis differences	207	—	79	—	109	—
State effect of federal deferred taxes	136	136	—	—	—	—
Other partnership basis differences	111	—	—	—	111	—
Regulatory liability associated with the Tax Reform Legislation (not subject to normalization)	137	127	—	9	—	—
Long-term debt fair value adjustment	85	—	—	—	—	85
Other comprehensive losses	72	4	5	—	5	—
Other	552	213	186	62	17	28
<b>Total deferred income tax assets</b>	<b>8,398</b>	<b>2,043</b>	<b>3,844</b>	<b>399</b>	<b>1,124</b>	<b>301</b>
Valuation allowance	(257)	—	(125)	(41)	(27)	(9)
<b>Net deferred income tax assets</b>	<b>8,141</b>	<b>2,043</b>	<b>3,719</b>	<b>358</b>	<b>1,097</b>	<b>292</b>
<b>Net deferred income taxes (assets)/liabilities</b>	<b>\$ 9,925</b>	<b>\$3,981</b>	<b>\$3,707</b>	<b>\$ 359</b>	<b>\$ 279</b>	<b>\$1,560</b>
Recognized in the balance sheets:						
Accumulated deferred income taxes – assets	<b>\$ (111)</b>	<b>\$ —</b>	<b>\$ —</b>	<b>\$(107)</b>	<b>\$ —</b>	<b>\$ —</b>
Accumulated deferred income taxes – liabilities	<b>\$10,036</b>	<b>\$3,981</b>	<b>\$3,707</b>	<b>\$ 466</b>	<b>\$ 279</b>	<b>\$1,560</b>

The traditional electric operating companies and the natural gas distribution utilities have tax-related regulatory assets (deferred income tax charges) and regulatory liabilities (deferred income tax credits). The regulatory assets are primarily attributable to tax benefits flowed through to customers in prior years, deferred taxes previously recognized at rates lower than the current enacted tax law, and taxes applicable to capitalized interest. The regulatory liabilities are primarily attributable to deferred taxes previously recognized at rates higher than the current enacted tax law and to unamortized ITCs. See Note 2 for each Registrant's related balances at December 31, 2023 and 2022.

## Notes to Financial Statements

### Tax Credit Carryforwards

Federal ITC/PTC carryforwards at December 31, 2023 were as follows:

	Southern Company	Alabama Power	Georgia Power	Southern Power
	<i>(in millions)</i>			
Federal ITC/PTC carryforwards	\$ 829	\$ 12	\$ 131	\$ 481
Tax year in which federal ITC/PTC carryforwards begin expiring	2031	2032	2031	2035
Year by which federal ITC/PTC carryforwards are expected to be utilized	2029	2028	2028	2029

The estimated tax credit utilization reflects the various transactions described in Note 15 and could be impacted by numerous factors, including the acquisition of additional renewable projects, changes in taxable income projections, transfer of eligible credits, potential income tax rate changes, and the ultimate implementation of the natural gas safe harbor method for repairs. In the third quarter 2023, Georgia Power started generating advanced nuclear PTCs for Plant Vogtle Unit 3 beginning on the in-service date of July 31, 2023. In addition, pursuant to the Global Amendments to the Vogtle Joint Ownership Agreements (as defined in Note 2 under "Georgia Power – Nuclear Construction – Joint Owner Contracts"), Georgia Power is purchasing advanced nuclear PTCs for Plant Vogtle Unit 3 from the other Vogtle Owners. See Note 2 under "Georgia Power – Nuclear Construction" for additional information on Plant Vogtle Units 3 and 4.

At December 31, 2023, Georgia Power also had approximately \$452 million in net state investment and other net state tax credit carryforwards for the State of Georgia that will expire between tax years 2023 and 2032 and are not expected to be fully utilized. Georgia Power has a net state valuation allowance of \$60 million associated with these carryforwards.

The ultimate outcome of these matters cannot be determined at this time.

### Net Operating Loss Carryforwards

At December 31, 2023, the net state income tax benefit of state and local NOL carryforwards for Southern Company's subsidiaries were as follows:

Company/Jurisdiction	Approximate Net State Income Tax Benefit of NOL Carryforwards	Tax Year NOL Begins Expiring
	<i>(in millions)</i>	
<b>Mississippi Power</b>		
Mississippi	\$183	2032
<b>Southern Power</b>		
Oklahoma	26	2035
Florida	10	2034
Other states	2	Various
Southern Power Total	\$ 38	
<b>Other<sup>(*)</sup></b>		
New York	11	2036
New York City	14	2036
Other states	30	Various
Southern Company Total	\$276	

(\*) Represents other non-registrant Southern Company subsidiaries. Alabama Power, Georgia Power, and Southern Company Gas did not have material state or local NOL carryforwards at December 31, 2023.

State NOLs for Mississippi, Oklahoma, and Florida are not expected to be fully utilized prior to expiration. At December 31, 2023, Mississippi Power had a net state valuation allowance of \$32 million for the Mississippi NOL, Southern Power had net state valuation allowances of \$11 million for the Oklahoma NOL and \$10 million for the Florida NOL, and Southern Company had a net valuation allowance of \$25 million for the New York and New York City NOLs.

The ultimate outcome of these matters cannot be determined at this time.

## Notes to Financial Statements

### Unrecognized Tax Benefits

Changes in unrecognized tax benefits for the periods presented were as follows:

	Southern Company	Georgia Power	Southern Company Gas
		<i>(in millions)</i>	
<b>Unrecognized tax benefits at December 31, 2020</b>	\$ 44	\$ —	\$ —
Tax positions changes – Increase from prior periods	3	—	—
<b>Unrecognized tax benefits at December 31, 2021</b>	47	—	—
Tax positions changes – Increase from prior periods	33	—	32
<b>Unrecognized tax benefits at December 31, 2022</b>	80	—	32
Tax positions changes –			
Increase from prior periods	88	86	2
Statute of limitations expiration	(52)	(9)	—
<b>Unrecognized tax benefits at December 31, 2023</b>	<b>\$116</b>	<b>\$77</b>	<b>\$34</b>

The unrecognized tax positions increase from prior periods for 2022 is primarily related to the amendment of certain 2018 state tax filing positions related to Southern Company Gas dispositions. If accepted by the states, these positions would decrease Southern Company's and Southern Company Gas' annual effective tax rates. The ultimate outcome of these unrecognized tax benefits is dependent on acceptance by each state and is not expected to be resolved within the next 12 months.

The unrecognized tax positions increase from prior periods for 2023 are primarily related to the amendment of certain 2019 through 2021 state tax filing positions related to tax credit utilization, a portion of which decreased in the fourth quarter 2023 due to a statute of limitations expiration. If effective settlement of the positions is favorable, these positions would decrease Southern Company's and Georgia Power's annual effective tax rates. The ultimate outcome of this unrecognized tax benefit, of which a portion is expected to be resolved within the next 12 months, is dependent on acceptance by the state or expiration of related statute of limitations.

The unrecognized tax positions reductions due to statute of limitations expiration for 2023 primarily relates to a 2019 state tax filing position to exclude certain gains from 2019 dispositions from taxation in a certain unitary state. This tax position and related interest was recognized in the fourth quarter 2023 and decreased Southern Company's annual effective tax rate.

All of the Registrants classify interest on tax uncertainties as interest expense. Accrued interest for all tax positions was immaterial for all years presented. None of the Registrants accrued any penalties on uncertain tax positions.

The IRS has finalized its audits of Southern Company's consolidated federal income tax returns through 2022. Southern Company is a participant in the Compliance Assurance Process of the IRS. The IRS has selected six Southern Power partnership returns for exam for the 2020 and 2021 tax years. The ultimate outcome of this matter cannot be determined at this time. The audits for the Registrants' state income tax returns have either been concluded, or the statute of limitations has expired, for years prior to 2015.

### 11. RETIREMENT BENEFITS

The Southern Company system has a qualified defined benefit, trustee pension plan covering substantially all employees, with the exception of PowerSecure employees. The qualified pension plan is funded in accordance with requirements of the Employee Retirement Income Security Act of 1974, as amended (ERISA). No contributions to the qualified pension plan were made for the year ended December 31, 2023 and no mandatory contributions to the qualified pension plan are anticipated for the year ending December 31, 2024. The Southern Company system also provides certain non-qualified defined benefits for a select group of management and highly compensated employees, which are funded on a cash basis. In addition, the Southern Company system provides certain medical care and life insurance benefits for retired employees through other postretirement benefit plans. The traditional electric operating companies fund other postretirement trusts to the extent required by their respective regulatory commissions. Southern Company Gas has a separate unfunded supplemental retirement health care plan that provides medical care and life insurance benefits to employees of discontinued businesses. For the year ending December 31, 2024, no contributions to any other postretirement trusts are expected.

## Notes to Financial Statements

### Actuarial Assumptions

The weighted average rates assumed in the actuarial calculations used to determine both the net periodic costs for the pension and other postretirement benefit plans for the following year and the benefit obligations as of the measurement date are presented below.

Assumptions used to determine net periodic costs:	2023					
	Southern Company	Alabama Power	Georgia Power	Mississippi Power	Southern Power	Southern Company Gas
<b>Pension plans</b>						
Discount rate – benefit obligations	5.25%	5.26%	5.25%	5.25%	5.31%	5.24%
Discount rate – interest costs	5.13	5.14	5.12	5.12	5.19	5.12
Discount rate – service costs	5.36	5.38	5.38	5.37	5.37	5.31
Expected long-term return on plan assets	8.40	8.40	8.40	8.40	8.40	8.40
Annual salary increase	4.80	4.80	4.80	4.80	4.80	4.80
<b>Other postretirement benefit plans</b>						
Discount rate – benefit obligations	5.18%	5.20%	5.17%	5.17%	5.24%	5.16%
Discount rate – interest costs	5.08	5.09	5.07	5.08	5.12	5.07
Discount rate – service costs	5.34	5.35	5.34	5.33	5.33	5.33
Expected long-term return on plan assets	7.67	7.95	7.49	7.43	—	6.59
Annual salary increase	4.80	4.80	4.80	4.80	4.80	4.80

Assumptions used to determine net periodic costs:	2022					
	Southern Company	Alabama Power	Georgia Power	Mississippi Power	Southern Power	Southern Company Gas
<b>Pension plans</b>						
Discount rate – benefit obligations	3.09%	3.12%	3.07%	3.07%	3.21%	3.04%
Discount rate – interest costs	2.55	2.58	2.51	2.54	2.79	2.53
Discount rate – service costs	3.34	3.36	3.37	3.35	3.36	3.21
Expected long-term return on plan assets	8.25	8.25	8.25	8.25	8.25	8.25
Annual salary increase	4.80	4.80	4.80	4.80	4.80	4.80
<b>Other postretirement benefit plans</b>						
Discount rate – benefit obligations	2.90%	2.95%	2.87%	2.88%	3.07%	2.82%
Discount rate – interest costs	2.32	2.38	2.30	2.27	2.55	2.17
Discount rate – service costs	3.26	3.30	3.27	3.26	3.25	3.22
Expected long-term return on plan assets	7.21	7.54	6.88	7.22	—	6.08
Annual salary increase	4.80	4.80	4.80	4.80	4.80	4.80

Assumptions used to determine net periodic costs:	2021					
	Southern Company	Alabama Power	Georgia Power	Mississippi Power	Southern Power	Southern Company Gas
<b>Pension plans</b>						
Discount rate – benefit obligations	2.81%	2.85%	2.79%	2.80%	2.99%	2.75%
Discount rate – interest costs	2.13	2.17	2.09	2.12	2.46	2.10
Discount rate – service costs	3.18	3.23	3.21	3.20	3.22	2.97
Expected long-term return on plan assets	8.25	8.25	8.25	8.25	8.25	8.25
Annual salary increase	4.80	4.80	4.80	4.80	4.80	4.80
<b>Other postretirement benefit plans</b>						
Discount rate – benefit obligations	2.56%	2.63%	2.52%	2.53%	2.78%	2.46%
Discount rate – interest costs	1.84	1.91	1.82	1.78	2.12	1.64
Discount rate – service costs	3.07	3.13	3.08	3.06	3.05	3.01
Expected long-term return on plan assets	7.09	7.18	6.84	6.98	—	6.54
Annual salary increase	4.80	4.80	4.80	4.80	4.80	4.80

## Notes to Financial Statements

	2023					
Assumptions used to determine benefit obligations:	Southern Company	Alabama Power	Georgia Power	Mississippi Power	Southern Power	Southern Company Gas
<b>Pension plans</b>						
Discount rate	5.07%	5.08%	5.06%	5.06%	5.14%	5.05%
Annual salary increase	4.60	4.60	4.60	4.60	4.60	4.60
<b>Other postretirement benefit plans</b>						
Discount rate	4.99%	5.01%	4.98%	4.98%	5.06%	4.98%
Annual salary increase	4.60	4.60	4.60	4.60	4.60	4.60

	2022					
Assumptions used to determine benefit obligations:	Southern Company	Alabama Power	Georgia Power	Mississippi Power	Southern Power	Southern Company Gas
<b>Pension plans</b>						
Discount rate	5.25%	5.26%	5.25%	5.25%	5.31%	5.24%
Annual salary increase	4.80	4.80	4.80	4.80	4.80	4.80
<b>Other postretirement benefit plans</b>						
Discount rate	5.18%	5.20%	5.17%	5.17%	5.24%	5.16%
Annual salary increase	4.80	4.80	4.80	4.80	4.80	4.80

The Registrants estimate the expected rate of return on pension plan and other postretirement benefit plan assets using a financial model to project the expected return on each current investment portfolio. The analysis projects an expected rate of return on each of the different asset classes in order to arrive at the expected return on the entire portfolio relying on each trust's target asset allocation and reasonable capital market assumptions. The financial model is based on four key inputs: anticipated returns by asset class (based in part on historical returns), each trust's target asset allocation, an anticipated inflation rate, and the projected impact of a periodic rebalancing of each trust's portfolio. The Registrants set the expected rate of return assumption using an arithmetic mean which represents the expected simple average return to be earned by the pension plan assets over any one year. The Registrants believe the use of the arithmetic mean is more compatible with the expected rate of return's function of estimating a single year's investment return.

An additional assumption used in measuring the accumulated other postretirement benefit obligations (APBO) was a weighted average medical care cost trend rate. The weighted average medical care cost trend rates used in measuring the APBO for the Registrants at December 31, 2023 were as follows:

	Initial Cost Trend Rate	Ultimate Cost Trend Rate	Year That Ultimate Rate is Reached
Pre-65	7.00%	4.50%	2032
Post-65 medical	5.50	4.50	2032
Post-65 prescription	8.50	4.50	2032

### Pension Plans

The total accumulated benefit obligation for the pension plans at December 31, 2023 and 2022 was as follows:

	Southern Company	Alabama Power	Georgia Power	Mississippi Power	Southern Power	Southern Company Gas
	<i>(in millions)</i>					
December 31, 2023	\$ 11,991	\$ 2,746	\$3,674	\$ 546	\$ 145	\$ 808
December 31, 2022	11,422	2,601	3,534	520	135	801

An actuarial loss of \$0.5 billion and an actuarial gain of \$3.9 billion were recorded for the annual remeasurement of the Southern Company system pension plans at December 31, 2023 and 2022, respectively, primarily due to a decrease of 18 basis points and an increase of 216 basis points, respectively, in the overall discount rate used to calculate the benefit obligation as a result of higher market interest rates.

## Notes to Financial Statements

Changes in the projected benefit obligations and the fair value of plan assets during the plan years ended December 31, 2023 and 2022 were as follows:

	2023					Southern Company Gas
	Southern Company	Alabama Power	Georgia Power	Mississippi Power	Southern Power	
	<i>(in millions)</i>					
<b>Change in benefit obligation</b>						
Benefit obligation at beginning of year	\$ 12,602	\$ 2,906	\$ 3,851	\$ 569	\$ 163	\$ 868
Service cost	275	64	68	11	6	24
Interest cost	626	145	191	28	8	42
Benefits paid	(744)	(155)	(224)	(32)	(6)	(104)
Actuarial loss	493	116	123	23	6	52
Balance at end of year	13,252	3,076	4,009	599	177	882
<b>Change in plan assets</b>						
Fair value of plan assets at beginning of year	14,218	3,427	4,456	649	178	1,002
Actual return on plan assets	1,092	260	331	50	12	79
Employer contributions	52	11	9	2	2	3
Benefits paid	(744)	(154)	(225)	(32)	(7)	(104)
Fair value of plan assets at end of year	14,618	3,544	4,571	669	185	980
Accrued asset	\$ 1,366	\$ 468	\$ 562	\$ 70	\$ 8	\$ 98

	2022					Southern Company Gas
	Southern Company	Alabama Power	Georgia Power	Mississippi Power	Southern Power	
	<i>(in millions)</i>					
<b>Change in benefit obligation</b>						
Benefit obligation at beginning of year	\$ 16,382	\$ 3,806	\$ 5,012	\$ 743	\$ 222	\$ 1,134
Service cost	412	99	103	17	9	34
Interest cost	408	96	123	18	6	28
Benefits paid	(692)	(144)	(226)	(30)	(5)	(75)
Actuarial gain	(3,908)	(951)	(1,161)	(179)	(69)	(253)
Balance at end of year	12,602	2,906	3,851	569	163	868
<b>Change in plan assets</b>						
Fair value of plan assets at beginning of year	17,225	4,141	5,415	786	213	1,241
Actual loss on plan assets	(2,376)	(579)	(753)	(110)	(31)	(167)
Employer contributions	61	9	20	3	1	3
Benefits paid	(692)	(144)	(226)	(30)	(5)	(75)
Fair value of plan assets at end of year	14,218	3,427	4,456	649	178	1,002
Accrued asset	\$ 1,616	\$ 521	\$ 605	\$ 80	\$ 15	\$ 134

The projected benefit obligations for the qualified and non-qualified pension plans at December 31, 2023 are shown in the following table. All pension plan assets are related to the qualified pension plan.

	Southern Company	Alabama Power	Georgia Power	Mississippi Power	Southern Power	Southern Company Gas
	<i>(in millions)</i>					
<b>Projected benefit obligations:</b>						
Qualified pension plan	\$ 12,540	\$ 2,959	\$ 3,865	\$ 569	\$ 154	\$ 822
Non-qualified pension plan	713	117	145	29	22	60



## Notes to Financial Statements

Amounts recognized in the balance sheets at December 31, 2023 and 2022 related to the Registrants' pension plans consist of the following:

	Southern Company	Alabama Power	Georgia Power	Mississippi Power	Southern Power	Southern Company Gas
<i>(in millions)</i>						
<b>December 31, 2023:</b>						
Prepaid pension costs <sup>(a)</sup>	\$2,079	\$ 585	\$ 706	\$ 99	\$ 31	\$ 158
Other regulatory assets, deferred <sup>(b)</sup>	2,960	821	1,051	152	—	143
Other current liabilities	(64)	(11)	(13)	(2)	(2)	(3)
Employee benefit obligations <sup>(c)</sup>	(649)	(106)	(131)	(27)	(21)	(58)
Other regulatory liabilities, deferred	(47)	—	—	—	—	—
AOCI	79	—	—	—	20	(45)
<b>December 31, 2022:</b>						
Prepaid pension costs <sup>(a)</sup>	\$2,290	\$ 629	\$ 738	\$108	\$ 37	\$ 183
Other regulatory assets, deferred <sup>(b)</sup>	2,455	679	887	123	—	111
Other current liabilities	(56)	(10)	(12)	(2)	(2)	(3)
Employee benefit obligations <sup>(c)</sup>	(618)	(98)	(121)	(26)	(20)	(42)
Other regulatory liabilities, deferred	(85)	—	—	—	—	—
AOCI	24	—	—	—	11	(75)

(a) Included in prepaid pension and other postretirement benefit costs on Alabama Power's balance sheet and other deferred charges and assets on Southern Power's consolidated balance sheet.

(b) Amounts for Southern Company exclude regulatory assets of \$173 million and \$190 million at December 31, 2023 and 2022, respectively, associated with unamortized amounts in Southern Company Gas' pension plans prior to its acquisition by Southern Company.

(c) Included in other deferred credits and liabilities on Southern Power's consolidated balance sheets.

Presented below are the amounts included in regulatory assets at December 31, 2023 and 2022 related to the portion of the defined benefit pension plan attributable to Southern Company, the traditional electric operating companies, and Southern Company Gas that had not yet been recognized in net periodic pension cost.

	Southern Company	Alabama Power	Georgia Power	Mississippi Power	Southern Company Gas
<i>(in millions)</i>					
<b>Balance at December 31, 2023</b>					
Regulatory assets:					
Prior service cost	\$ 9	\$ 4	\$ 6	\$ 1	\$ (7)
Net loss	2,904	817	1,045	151	100
Regulatory amortization	—	—	—	—	50
Total regulatory assets <sup>(*)</sup>	\$ 2,913	\$ 821	\$ 1,051	\$ 152	\$ 143
<b>Balance at December 31, 2022</b>					
Regulatory assets:					
Prior service cost	\$ 10	\$ 4	\$ 7	\$ 1	\$ (9)
Net loss	2,361	675	880	122	66
Regulatory amortization	—	—	—	—	54
Total regulatory assets <sup>(*)</sup>	\$ 2,371	\$ 679	\$ 887	\$ 123	\$ 111

(\*) Amounts for Southern Company exclude regulatory assets of \$173 million and \$190 million at December 31, 2023 and 2022, respectively, associated with unamortized amounts in Southern Company Gas' pension plans prior to its acquisition by Southern Company.

## Notes to Financial Statements

The changes in the balance of regulatory assets related to the portion of the defined benefit pension plan attributable to Southern Company, the traditional electric operating companies, and Southern Company Gas for the years ended December 31, 2023 and 2022 are presented in the following table:

	Southern Company	Alabama Power	Georgia Power	Mississippi Power	Southern Company Gas
	<i>(in millions)</i>				
<b>Regulatory assets (liabilities):<sup>(*)</sup></b>					
<b>Balance at December 31, 2021</b>	\$ 2,801	\$ 809	\$ 971	\$ 146	\$ 91
Net (gain) loss	(183)	(67)	(9)	(12)	27
Reclassification adjustments:					
Amortization of prior service costs	(1)	(1)	(1)	—	2
Amortization of net gain (loss)	(246)	(62)	(74)	(11)	1
Amortization of regulatory assets <sup>(*)</sup>	—	—	—	—	(10)
Total reclassification adjustments	(247)	(63)	(75)	(11)	(7)
Total change	(430)	(130)	(84)	(23)	20
<b>Balance at December 31, 2022</b>	\$ 2,371	\$ 679	\$ 887	\$ 123	\$ 111
Net loss	<b>576</b>	<b>153</b>	<b>178</b>	<b>31</b>	<b>34</b>
Reclassification adjustments:					
Amortization of prior service costs	<b>(1)</b>	<b>(1)</b>	<b>(1)</b>	—	<b>2</b>
Amortization of net loss	<b>(33)</b>	<b>(10)</b>	<b>(13)</b>	<b>(2)</b>	—
Amortization of regulatory assets <sup>(*)</sup>	—	—	—	—	<b>(4)</b>
Total reclassification adjustments	<b>(34)</b>	<b>(11)</b>	<b>(14)</b>	<b>(2)</b>	<b>(2)</b>
Total change	<b>542</b>	<b>142</b>	<b>164</b>	<b>29</b>	<b>32</b>
<b>Balance at December 31, 2023</b>	<b>\$ 2,913</b>	<b>\$ 821</b>	<b>\$ 1,051</b>	<b>\$ 152</b>	<b>\$ 143</b>

(\*) Amounts for Southern Company exclude regulatory assets of \$173 million and \$190 million at December 31, 2023 and 2022, respectively, associated with unamortized amounts in Southern Company Gas' pension plans prior to its acquisition by Southern Company.

Presented below are the amounts included in AOCI at December 31, 2023 and 2022 related to the portion of the defined benefit pension plan attributable to Southern Company, Southern Power, and Southern Company Gas that had not yet been recognized in net periodic pension cost.

	Southern Company	Southern Power	Southern Company Gas
	<i>(in millions)</i>		
<b>Balance at December 31, 2023</b>			
AOCI:			
Prior service cost	\$ (1)	\$ —	\$ (2)
Net (gain) loss	<b>80</b>	<b>20</b>	<b>(43)</b>
Total AOCI	<b>\$ 79</b>	<b>\$ 20</b>	<b>\$(45)</b>
<b>Balance at December 31, 2022</b>			
AOCI:			
Prior service cost	\$ (2)	\$ —	\$ (3)
Net (gain) loss	26	11	(72)
Total AOCI	\$ 24	\$ 11	\$(75)

## Notes to Financial Statements

The components of OCI related to the portion of the defined benefit pension plan attributable to Southern Company, Southern Power, and Southern Company Gas for the years ended December 31, 2023 and 2022 are presented in the following table:

	Southern Company	Southern Power	Southern Company Gas
		<i>(in millions)</i>	
<b>AOCI:</b>			
<b>Balance at December 31, 2021</b>	\$100	\$ 35	\$ (45)
Net gain	(82)	(22)	(30)
Reclassification adjustments:			
Amortization of net gain (loss)	6	(2)	—
Total change	(76)	(24)	(30)
<b>Balance at December 31, 2022</b>	\$ 24	\$ 11	\$ (75)
Net loss	62	9	29
Reclassification adjustments:			
Amortization of prior service costs	1	—	1
Amortization of net loss	(8)	—	—
Total reclassification adjustments	(7)	—	1
Total change	55	9	30
<b>Balance at December 31, 2023</b>	<b>\$ 79</b>	<b>\$ 20</b>	<b>\$ (45)</b>

## Notes to Financial Statements

Components of net periodic pension cost for the Registrants were as follows:

	Southern Company	Alabama Power	Georgia Power	Mississippi Power	Southern Power	Southern Company Gas
	<i>(in millions)</i>					
<b>2023</b>						
Service cost	\$ 275	\$ 64	\$ 68	\$ 11	\$ 6	\$ 24
Interest cost	626	145	191	28	8	42
Expected return on plan assets	(1,229)	(297)	(385)	(56)	(15)	(85)
Recognized net (gain) loss	32	9	13	2	—	(5)
Net amortization	—	1	1	—	—	15
Prior service cost	—	—	—	—	—	(3)
Net periodic pension cost (income)	\$ (296)	\$ (78)	\$ (112)	\$ (15)	\$ (1)	\$ (12)
<b>2022</b>						
Service cost	\$ 412	\$ 99	\$ 103	\$ 17	\$ 9	\$ 34
Interest cost	408	96	123	18	6	28
Expected return on plan assets	(1,265)	(306)	(399)	(57)	(15)	(91)
Recognized net loss	240	62	75	11	2	8
Net amortization	—	1	1	—	—	15
Prior service cost	—	—	—	—	—	(3)
Net periodic pension cost (income)	\$ (205)	\$ (48)	\$ (97)	\$ (11)	\$ 2	\$ (9)
<b>2021</b>						
Service cost	\$ 434	\$ 102	\$ 112	\$ 18	\$ 10	\$ 37
Interest cost	346	82	104	16	5	24
Expected return on plan assets	(1,191)	(287)	(375)	(55)	(14)	(86)
Recognized net loss	314	82	100	15	3	13
Net amortization	1	1	1	—	—	15
Prior service cost	—	—	—	—	—	(3)
Net periodic pension cost (income)	\$ (96)	\$ (20)	\$ (58)	\$ (6)	\$ 4	\$ —

The service cost component of net periodic pension cost is included in operations and maintenance expenses and all other components of net periodic pension cost are included in other income (expense), net in the Registrants' statements of income.

Net periodic pension cost is the sum of service cost, interest cost, and other costs netted against the expected return on plan assets. The expected return on plan assets is determined by multiplying the expected rate of return on plan assets and the market-related value of plan assets. In determining the market-related value of plan assets, the Registrants have elected to amortize changes in the market value of return-seeking plan assets over five years and to recognize the changes in the market value of liability-hedging plan assets immediately. Given the significant concentration in return-seeking plan assets, the accounting value of plan assets that is used to calculate the expected return on plan assets differs from the current fair value of the plan assets.

## Notes to Financial Statements

Future benefit payments reflect expected future service and are estimated based on assumptions used to measure the projected benefit obligation for the pension plans. At December 31, 2023, estimated benefit payments were as follows:

	Southern Company	Alabama Power	Georgia Power	Mississippi Power	Southern Power	Southern Company Gas
	<i>(in millions)</i>					
<b>Benefit Payments:</b>						
2024	\$ 748	\$ 164	\$ 241	\$ 33	\$ 7	\$ 57
2025	776	171	248	34	7	59
2026	801	177	254	36	8	60
2027	822	182	257	37	8	62
2028	840	187	260	38	7	64
2029 to 2033	4,417	988	1,337	201	47	336

### Other Postretirement Benefits

Changes in the APBO and the fair value of the Registrants' plan assets during the plan years ended December 31, 2023 and 2022 were as follows:

	<b>2023</b>					
	Southern Company	Alabama Power	Georgia Power	Mississippi Power	Southern Power	Southern Company Gas
	<i>(in millions)</i>					
<b>Change in benefit obligation</b>						
Benefit obligation at beginning of year	\$ 1,441	\$ 344	\$ 514	\$ 59	\$ 9	\$ 179
Service cost	15	4	4	1	—	1
Interest cost	70	17	25	3	—	9
Benefits paid	(107)	(24)	(36)	(4)	(1)	(18)
Actuarial (gain) loss	(33)	(12)	(18)	(2)	1	1
Balance at end of year	1,386	329	489	57	9	172
<b>Change in plan assets</b>						
Fair value of plan assets at beginning of year	998	372	368	24	—	113
Actual return on plan assets	131	52	51	2	—	19
Employer contributions	73	3	27	3	1	14
Benefits paid	(107)	(24)	(36)	(4)	(1)	(18)
Fair value of plan assets at end of year	1,095	403	410	25	—	128
Accrued asset (liability)	\$ (291)	\$ 74	\$ (79)	\$ (32)	\$ (9)	\$ (44)

	<b>2022</b>					
	Southern Company	Alabama Power	Georgia Power	Mississippi Power	Southern Power	Southern Company Gas
	<i>(in millions)</i>					
<b>Change in benefit obligation</b>						
Benefit obligation at beginning of year	\$ 1,849	\$ 440	\$ 656	\$ 76	\$ 11	\$ 237
Service cost	23	6	6	1	—	1
Interest cost	42	10	15	2	—	5
Benefits paid	(109)	(23)	(38)	(4)	(1)	(18)
Actuarial gain	(365)	(89)	(125)	(16)	(1)	(46)
Retiree drug subsidy	1	—	—	—	—	—
Balance at end of year	1,441	344	514	59	9	179
<b>Change in plan assets</b>						
Fair value of plan assets at beginning of year	1,251	489	450	29	—	143
Actual loss on plan assets	(218)	(98)	(71)	(4)	—	(25)
Employer contributions	73	4	27	3	1	13
Benefits paid	(108)	(23)	(38)	(4)	(1)	(18)
Fair value of plan assets at end of year	998	372	368	24	—	113
Accrued asset (liability)	\$ (443)	\$ 28	\$ (146)	\$ (35)	\$ (9)	\$ (66)

## Notes to Financial Statements

Amounts recognized in the balance sheets at December 31, 2023 and 2022 related to the Registrants' other postretirement benefit plans consist of the following:

	Southern Company	Alabama Power	Georgia Power	Mississippi Power	Southern Power	Southern Company Gas
	<i>(in millions)</i>					
<b>December 31, 2023:</b>						
Prepaid other postretirement benefit costs <sup>(a)</sup>	\$ —	\$ 74	\$ —	\$ —	\$ —	\$ —
Other regulatory assets, deferred <sup>(b)</sup>	23	—	11	—	—	—
Other current liabilities	(6)	—	—	—	(1)	—
Employee benefit obligations <sup>(c)</sup>	(285)	—	(79)	(32)	(8)	(44)
Other regulatory liabilities, deferred	(231)	(48)	(85)	(10)	—	(68)
AOCI	(9)	—	—	—	1	(10)
<b>December 31, 2022:</b>						
Prepaid other postretirement benefit costs <sup>(a)</sup>	\$ —	\$ 28	\$ —	\$ —	\$ —	\$ —
Other regulatory assets, deferred <sup>(b)</sup>	34	—	19	—	—	—
Other current liabilities	(6)	—	—	—	(1)	—
Employee benefit obligations <sup>(c)</sup>	(437)	—	(146)	(35)	(8)	(66)
Other regulatory liabilities, deferred	(170)	(21)	(58)	(9)	—	(58)
AOCI	(4)	—	—	—	—	(2)

(a) Included in prepaid pension and other postretirement benefit costs on Alabama Power's balance sheet.

(b) Amounts for Southern Company exclude regulatory assets of \$24 million and \$32 million at December 31, 2023 and 2022, respectively, associated with unamortized amounts in Southern Company Gas' other postretirement benefit plans prior to its acquisition by Southern Company.

(c) Included in other deferred credits and liabilities on Southern Power's consolidated balance sheets.

Presented below are the amounts included in net regulatory assets (liabilities) at December 31, 2023 and 2022 related to the other postretirement benefit plans of Southern Company, the traditional electric operating companies, and Southern Company Gas that had not yet been recognized in net periodic other postretirement benefit cost.

	Southern Company	Alabama Power	Georgia Power	Mississippi Power	Southern Company Gas
	<i>(in millions)</i>				
<b>Balance at December 31, 2023:</b>					
Regulatory assets (liabilities):					
Prior service cost	\$ 13	\$ 4	\$ 5	\$ 1	\$ —
Net gain	(216)	(52)	(79)	(11)	(64)
Regulatory amortization	—	—	—	—	(4)
Total regulatory assets (liabilities) <sup>(*)</sup>	\$(203)	\$(48)	\$(74)	\$(10)	\$(68)
<b>Balance at December 31, 2022:</b>					
Regulatory assets (liabilities):					
Prior service cost	\$ 14	\$ 4	\$ 6	\$ 1	\$ 1
Net gain	(150)	(25)	(45)	(10)	(64)
Regulatory amortization	—	—	—	—	5
Total regulatory assets (liabilities) <sup>(*)</sup>	\$(136)	\$(21)	\$(39)	\$ (9)	\$(58)

(\*) Amounts for Southern Company exclude regulatory assets of \$24 million and \$32 million at December 31, 2023 and 2022, respectively, associated with unamortized amounts in Southern Company Gas' other postretirement benefit plans prior to its acquisition by Southern Company.

## Notes to Financial Statements

The changes in the balance of net regulatory assets (liabilities) related to the other postretirement benefit plans for the plan years ended December 31, 2023 and 2022 are presented in the following table:

	Southern Company	Alabama Power	Georgia Power	Mississippi Power	Southern Company Gas
	<i>(in millions)</i>				
<b>Net regulatory assets (liabilities):<sup>(*)</sup></b>					
<b>Balance at December 31, 2021</b>	\$ (74)	\$(62)	\$(10)	\$ 1	\$(34)
Net (gain) loss	(64)	41	(27)	(10)	(13)
Reclassification adjustments:					
Amortization of prior service costs	1	—	—	—	—
Amortization of net gain (loss)	1	—	(2)	—	—
Amortization of regulatory assets <sup>(*)</sup>	—	—	—	—	(11)
Total reclassification adjustments	2	—	(2)	—	(11)
Total change	(62)	41	(29)	(10)	(24)
<b>Balance at December 31, 2022</b>	\$ (136)	\$(21)	\$(39)	\$ (9)	\$(58)
Net gain	(77)	(30)	(38)	(1)	—
Reclassification adjustments:					
Amortization of prior service costs	(1)	—	(1)	—	—
Amortization of net gain	6	3	4	—	—
Amortization of regulatory assets <sup>(*)</sup>	—	—	—	—	(10)
Total reclassification adjustments	5	3	3	—	(10)
Total change	(72)	(27)	(35)	(1)	(10)
<b>Balance at December 31, 2023</b>	\$ (208)	\$(48)	\$(74)	\$(10)	\$(68)

(\*) Amounts for Southern Company exclude regulatory assets of \$24 million and \$32 million at December 31, 2023 and 2022, respectively, associated with unamortized amounts in Southern Company Gas' other postretirement benefit plans prior to its acquisition by Southern Company.

Presented below are the amounts included in AOCI at December 31, 2023 and 2022 related to the other postretirement benefit plans of Southern Company, Southern Power, and Southern Company Gas that had not yet been recognized in net periodic other postretirement benefit cost.

	Southern Company	Southern Power	Southern Company Gas
	<i>(in millions)</i>		
<b>Balance at December 31, 2023</b>			
AOCI:			
Prior service cost	\$ 1	\$ —	\$ —
Net (gain) loss	(10)	1	(10)
Total AOCI	\$ (9)	\$ 1	\$ (10)
<b>Balance at December 31, 2022</b>			
AOCI:			
Prior service cost	\$ 1	\$ —	\$ —
Net (gain) loss	(5)	—	(2)
Total AOCI	\$ (4)	\$ —	\$ (2)

## Notes to Financial Statements

The components of OCI related to the other postretirement benefit plans for the plan years ended December 31, 2023 and 2022 are presented in the following table:

	Southern Company	Southern Power	Southern Company Gas
	<i>(in millions)</i>		
<b>AOCI:</b>			
<b>Balance at December 31, 2021</b>	\$ —	\$ 2	\$ (5)
Net gain	(3)	(2)	—
Reclassification adjustments:			
Amortization of net gain (loss)	(1)	—	3
Total change	(4)	(2)	3
<b>Balance at December 31, 2022</b>	\$ (4)	\$ —	\$ (2)
Net (gain) loss	(12)	1	—
Reclassification adjustments:			
Amortization of net gain (loss)	7	—	(8)
Total change	(5)	1	(8)
<b>Balance at December 31, 2023</b>	\$ (9)	\$ 1	\$ (10)

Components of the other postretirement benefit plans' net periodic cost for the Registrants were as follows:

	Southern Company	Alabama Power	Georgia Power	Mississippi Power	Southern Power	Southern Company Gas
	<i>(in millions)</i>					
<b>2023</b>						
Service cost	\$ 15	\$ 4	\$ 4	\$ 1	\$ —	\$ 1
Interest cost	70	17	25	3	—	9
Expected return on plan assets	(83)	(33)	(29)	(3)	1	(10)
Net amortization	(11)	(3)	(3)	—	—	6
Net periodic postretirement benefit cost (income)	\$ (9)	\$ (15)	\$ (3)	\$ 1	\$ 1	\$ 6
<b>2022</b>						
Service cost	\$ 23	\$ 6	\$ 6	\$ 1	\$ —	\$ 1
Interest cost	42	10	15	2	—	5
Expected return on plan assets	(80)	(32)	(28)	(2)	1	(9)
Net amortization	(1)	—	2	—	—	6
Net periodic postretirement benefit cost (income)	\$ (16)	\$ (16)	\$ (5)	\$ 1	\$ 1	\$ 3
<b>2021</b>						
Service cost	\$ 24	\$ 6	\$ 7	\$ 1	\$ —	\$ 2
Interest cost	35	9	12	1	—	4
Expected return on plan assets	(76)	(30)	(26)	(1)	1	(10)
Net amortization	2	—	2	—	—	6
Net periodic postretirement benefit cost (income)	\$ (15)	\$ (15)	\$ (5)	\$ 1	\$ 1	\$ 2



## Notes to Financial Statements

The service cost component of net periodic postretirement benefit cost is included in operations and maintenance expenses and all other components of net periodic postretirement benefit cost are included in other income (expense), net in the Registrants' statements of income.

The Registrants' future benefit payments, including prescription drug benefits, are provided in the table below. These amounts reflect expected future service and are estimated based on assumptions used to measure the APBO for the other postretirement benefit plans.

	Southern Company	Alabama Power	Georgia Power	Mississippi Power	Southern Power	Southern Company Gas
	<i>(in millions)</i>					
<b>Benefit payments:</b>						
2024	\$111	\$ 24	\$ 40	\$ 5	\$1	\$17
2025	109	24	39	5	1	17
2026	108	24	38	5	1	16
2027	108	24	38	5	1	16
2028	108	25	38	4	1	15
2029 to 2033	523	123	188	21	1	64

### Benefit Plan Assets

Pension plan and other postretirement benefit plan assets are managed and invested in accordance with all applicable requirements, including ERISA and the Internal Revenue Code. The Registrants' investment policies for both the pension plans and the other postretirement benefit plans cover a diversified mix of assets as described below. Derivative instruments may be used to gain efficient exposure to the various asset classes and as hedging tools. Additionally, the Registrants minimize the risk of large losses primarily through diversification but also monitor and manage other aspects of risk.

The investment strategy for plan assets related to the Southern Company system's qualified pension plan is to be broadly diversified across major asset classes. The asset allocation is established after consideration of various factors that affect the assets and liabilities of the pension plan including, but not limited to, historical and expected returns and interest rates, volatility, correlations of asset classes, the current level of assets and liabilities, and the assumed growth in assets and liabilities. Because a significant portion of the liability of the pension plan is long-term in nature, the assets are invested consistent with long-term investment expectations for return and risk. To manage the actual asset class exposures relative to the target asset allocation, the Southern Company system employs a formal rebalancing program. As additional risk management, external investment managers and service providers are subject to written guidelines to ensure appropriate and prudent investment practices. Management believes the portfolio is well-diversified with no significant concentrations of risk.

## Notes to Financial Statements

### Investment Strategies and Benefit Plan Asset Fair Values

A description of the major asset classes that the pension and other postretirement benefit plans are comprised of, along with the valuation methods used for fair value measurement, is provided below:

Description	Valuation Methodology
<b>Domestic equity:</b> A mix of large and small capitalization stocks with generally an equal distribution of value and growth attributes, managed both actively and through passive index approaches.	Domestic and international equities such as common stocks, American depositary receipts, and real estate investment trusts that trade on public exchanges are classified as Level 1 investments and are valued at the closing price in the active market. Equity funds with unpublished prices that are comprised of publicly traded securities (such as commingled/pooled funds) are also valued at the closing price in the active market, but are classified as Level 2.
<b>International equity:</b> A mix of large and small capitalization growth and value stocks with developed and emerging markets exposure, managed both actively and through fundamental indexing approaches.	
<b>Fixed income:</b> A mix of domestic and international bonds.	Investments in fixed income securities, including fixed income pooled funds, are generally classified as Level 2 investments and are valued based on prices reported in the market place. Additionally, the value of fixed income securities takes into consideration certain items such as broker quotes, spreads, yield curves, interest rates, and discount rates that apply to the term of a specific instrument.
<b>Trust-owned life insurance (TOLI):</b> Investments of taxable trusts aimed at minimizing the impact of taxes on the portfolio.	Investments in TOLI policies are classified as Level 2 investments and are valued based on the underlying investments held in the policy's separate accounts. The underlying assets are equity and fixed income pooled funds that are comprised of Level 1 and Level 2 securities.
<b>Real estate:</b> Investments in equity or debt of real properties and in publicly traded real estate securities.	Investments in real estate, special situations, private equity, private credit, and infrastructure are typically invested in private partnerships and/or other pooled vehicles (Funds) which are generally classified as Net Asset Value as a Practical Expedient, since the Funds and underlying assets are not publicly traded and/or often have liquidity restrictions. The managers of the Funds value the assets using various inputs and techniques depending on the nature of the underlying investments. Techniques may include purchase multiples for comparable transactions, comparable public company trading multiples, discounted cash flow analysis, prevailing market capitalization rates, recent sales of comparable investments, and independent third-party appraisals. The total market value of each of the Funds is determined by aggregating the value of the underlying assets less liabilities.
<b>Special situations:</b> Investments in opportunistic strategies with the objective of diversifying and enhancing returns and exploiting short-term inefficiencies, as well as investments in promising new strategies of a longer-term nature.	
<b>Private equity:</b> Investments in private or public securities typically through privately-negotiated and/or structured transactions, including leveraged buyouts, venture capital, and distressed debt.	
<b>Private credit:</b> Investments focused on debt instruments, of which returns are driven by income rather than capital appreciation.	
<b>Infrastructure:</b> Investments in real assets, typically with long-term, predictable, and stable cash flows and a meaningful income component.	

For purposes of determining the fair value of the pension plan and other postretirement benefit plan assets and the appropriate level designation, management relies on information provided by the plan's trustee. This information is reviewed and evaluated by management with changes made to the trustee information as appropriate. The fair values presented herein exclude cash, receivables related to investment income and pending investment sales, and payables related to pending investment purchases.

## Notes to Financial Statements

The fair values, and actual allocations relative to the target allocations, of the Southern Company system's pension plans at December 31, 2023 and 2022 are presented below.

At December 31, 2023:	Fair Value Measurements Using				Total	Target Allocation	Actual Allocation
	Quoted Prices in Active Markets for Identical Assets (Level 1)	Significant Other Observable Inputs (Level 2)	Significant Unobservable Inputs (Level 3)	Net Asset Value as a Practical Expedient (NAV)			
<i>(in millions)</i>							
<b>Southern Company</b>							
Assets:							
Equity:						41%	40%
Domestic equity	\$ 1,959	\$ 771	\$ —	\$ —	\$ 2,730		
International equity	1,947	1,052	—	—	2,999		
Fixed income:						30	32
U.S. Treasury, government, and agency bonds	—	1,973	—	—	1,973		
Mortgage- and asset-backed securities	—	44	—	—	44		
Corporate bonds	—	1,724	—	—	1,724		
Pooled funds	—	777	—	—	777		
Cash equivalents and other	371	58	—	—	429		
Real estate investments	369	—	—	1,684	2,053	12	14
Special situations	—	—	—	245	245	3	2
Private equity	—	—	—	1,761	1,761	9	12
Private credit	—	—	—	25	25	3	—
Infrastructure	—	—	—	—	—	2	—
<b>Total</b>	<b>\$4,646</b>	<b>\$6,399</b>	<b>\$ —</b>	<b>\$3,715</b>	<b>\$14,760</b>	<b>100%</b>	<b>100%</b>
<b>Alabama Power</b>							
Assets:							
Equity:						41%	40%
Domestic equity	\$ 476	\$ 187	\$ —	\$ —	\$ 663		
International equity	472	255	—	—	727		
Fixed income:						30	32
U.S. Treasury, government, and agency bonds	—	479	—	—	479		
Mortgage- and asset-backed securities	—	11	—	—	11		
Corporate bonds	—	418	—	—	418		
Pooled funds	—	188	—	—	188		
Cash equivalents and other	90	14	—	—	104		
Real estate investments	89	—	—	408	497	12	14
Special situations	—	—	—	59	59	3	2
Private equity	—	—	—	427	427	9	12
Private credit	—	—	—	6	6	3	—
Infrastructure	—	—	—	—	—	2	—
<b>Total</b>	<b>\$1,127</b>	<b>\$1,552</b>	<b>\$ —</b>	<b>\$ 900</b>	<b>\$ 3,579</b>	<b>100%</b>	<b>100%</b>

## Notes to Financial Statements

At December 31, 2023:	Fair Value Measurements Using				Total	Target Allocation	Actual Allocation
	Quoted Prices in Active Markets for Identical Assets (Level 1)	Significant Other Observable Inputs (Level 2)	Significant Unobservable Inputs (Level 3)	Net Asset Value as a Practical Expedient (NAV)			
<i>(in millions)</i>							
<b>Georgia Power</b>							
Assets:							
Equity:						41%	40%
Domestic equity	\$ 611	\$ 241	\$ —	\$ —	\$ 852		
International equity	609	329	—	—	938		
Fixed income:						30	32
U.S. Treasury, government, and agency bonds	—	617	—	—	617		
Mortgage- and asset-backed securities	—	14	—	—	14		
Corporate bonds	—	539	—	—	539		
Pooled funds	—	243	—	—	243		
Cash equivalents and other	116	18	—	—	134		
Real estate investments	115	—	—	527	642	12	14
Special situations	—	—	—	77	77	3	2
Private equity	—	—	—	551	551	9	12
Private credit	—	—	—	8	8	3	—
Infrastructure	—	—	—	—	—	2	—
<b>Total</b>	<b>\$ 1,451</b>	<b>\$ 2,001</b>	<b>\$ —</b>	<b>\$ 1,163</b>	<b>\$ 4,615</b>	<b>100%</b>	<b>100%</b>
<b>Mississippi Power</b>							
Assets:							
Equity:						41%	40%
Domestic equity	\$ 89	\$ 35	\$ —	\$ —	\$ 124		
International equity	89	48	—	—	137		
Fixed income:						30	32
U.S. Treasury, government, and agency bonds	—	90	—	—	90		
Mortgage- and asset-backed securities	—	2	—	—	2		
Corporate bonds	—	79	—	—	79		
Pooled funds	—	36	—	—	36		
Cash equivalents and other	17	3	—	—	20		
Real estate investments	17	—	—	77	94	12	14
Special situations	—	—	—	11	11	3	2
Private equity	—	—	—	81	81	9	12
Private credit	—	—	—	1	1	3	—
Infrastructure	—	—	—	—	—	2	—
<b>Total</b>	<b>\$ 212</b>	<b>\$ 293</b>	<b>\$ —</b>	<b>\$ 170</b>	<b>\$ 675</b>	<b>100%</b>	<b>100%</b>

## Notes to Financial Statements

At December 31, 2023:	Fair Value Measurements Using				Total	Target Allocation	Actual Allocation
	Quoted Prices in Active Markets for Identical Assets (Level 1)	Significant Other Observable Inputs (Level 2)	Significant Unobservable Inputs (Level 3)	Net Asset Value as a Practical Expedient (NAV)			
<i>(in millions)</i>							
<b>Southern Power</b>							
Assets:							
Equity:						41%	40%
Domestic equity	\$ 24	\$ 10	\$ —	\$ —	\$ 34		
International equity	25	13	—	—	38		
Fixed income:						30	32
U.S. Treasury, government, and agency bonds	—	25	—	—	25		
Mortgage- and asset-backed securities	—	1	—	—	1		
Corporate bonds	—	22	—	—	22		
Pooled funds	—	10	—	—	10		
Cash equivalents and other	5	1	—	—	6		
Real estate investments	5	—	—	21	26	12	14
Special situations	—	—	—	3	3	3	2
Private equity	—	—	—	22	22	9	12
Private credit	—	—	—	—	—	3	—
Infrastructure	—	—	—	—	—	2	—
<b>Total</b>	<b>\$ 59</b>	<b>\$ 82</b>	<b>\$ —</b>	<b>\$ 46</b>	<b>\$187</b>	<b>100%</b>	<b>100%</b>
<b>Southern Company Gas</b>							
Assets:							
Equity:						41%	40%
Domestic equity	\$130	\$ 52	\$ —	\$ —	\$182		
International equity	130	71	—	—	201		
Fixed income:						30	32
U.S. Treasury, government, and agency bonds	—	132	—	—	132		
Mortgage- and asset-backed securities	—	3	—	—	3		
Corporate bonds	—	116	—	—	116		
Pooled funds	—	52	—	—	52		
Cash equivalents and other	25	4	—	—	29		
Real estate investments	25	—	—	113	138	12	14
Special situations	—	—	—	16	16	3	2
Private equity	—	—	—	118	118	9	12
Private credit	—	—	—	2	2	3	—
Infrastructure	—	—	—	—	—	2	—
<b>Total</b>	<b>\$310</b>	<b>\$430</b>	<b>\$ —</b>	<b>\$249</b>	<b>\$989</b>	<b>100%</b>	<b>100%</b>

## Notes to Financial Statements

At December 31, 2022:	Fair Value Measurements Using				Total	Target Allocation	Actual Allocation
	Quoted Prices in Active Markets for Identical Assets (Level 1)	Significant Other Observable Inputs (Level 2)	Significant Unobservable Inputs (Level 3)	Net Asset Value as a Practical Expedient (NAV)			
	<i>(in millions)</i>						
<b>Southern Company</b>							
Assets:							
Equity:						45%	43%
Domestic equity	\$ 2,078	\$ 691	\$ —	\$ —	\$ 2,769		
International equity	2,166	1,090	—	—	3,256		
Fixed income:						30	28
U.S. Treasury, government, and agency bonds	—	1,469	—	—	1,469		
Mortgage- and asset-backed securities	—	29	—	—	29		
Corporate bonds	—	1,494	—	—	1,494		
Pooled funds	—	607	—	—	607		
Cash equivalents and other	399	7	—	—	406		
Real estate investments	376	—	—	1,887	2,263	13	15
Special situations	—	—	—	187	187	3	2
Private equity	—	—	—	1,717	1,717	9	12
Total	\$ 5,019	\$ 5,387	\$ —	\$ 3,791	\$ 14,197	100%	100%
Liabilities:							
Derivatives	(4)	—	—	—	(4)		
Total	\$ 5,015	\$ 5,387	\$ —	\$ 3,791	\$ 14,193	100%	100%
<b>Alabama Power</b>							
Assets:							
Equity:						45%	43%
Domestic equity	\$ 500	\$ 167	\$ —	\$ —	\$ 667		
International equity	522	263	—	—	785		
Fixed income:						30	28
U.S. Treasury, government, and agency bonds	—	354	—	—	354		
Mortgage- and asset-backed securities	—	7	—	—	7		
Corporate bonds	—	360	—	—	360		
Pooled funds	—	146	—	—	146		
Cash equivalents and other	96	2	—	—	98		
Real estate investments	91	—	—	455	546	13	15
Special situations	—	—	—	45	45	3	2
Private equity	—	—	—	414	414	9	12
Total	\$ 1,209	\$ 1,299	\$ —	\$ 914	\$ 3,422	100%	100%
Liabilities:							
Derivatives	(1)	—	—	—	(1)		
Total	\$ 1,208	\$ 1,299	\$ —	\$ 914	\$ 3,421	100%	100%

## Notes to Financial Statements

At December 31, 2022:	Fair Value Measurements Using				Total	Target Allocation	Actual Allocation
	Quoted Prices in Active Markets for Identical Assets (Level 1)	Significant Other Observable Inputs (Level 2)	Significant Unobservable Inputs (Level 3)	Net Asset Value as a Practical Expedient (NAV)			
<i>(in millions)</i>							
<b>Georgia Power</b>							
Assets:							
Equity:						45%	43%
Domestic equity	\$ 651	\$ 217	\$ —	\$ —	\$ 868		
International equity	678	342	—	—	1,020		
Fixed income:						30	28
U.S. Treasury, government, and agency bonds	—	460	—	—	460		
Mortgage- and asset-backed securities	—	9	—	—	9		
Corporate bonds	—	468	—	—	468		
Pooled funds	—	190	—	—	190		
Cash equivalents and other	125	2	—	—	127		
Real estate investments	118	—	—	591	709	13	15
Special situations	—	—	—	59	59	3	2
Private equity	—	—	—	538	538	9	12
Total	\$ 1,572	\$ 1,688	\$ —	\$ 1,188	\$ 4,448	100%	100%
Liabilities:							
Derivatives	(1)	—	—	—	(1)		
Total	\$ 1,571	\$ 1,688	\$ —	\$ 1,188	\$ 4,447	100%	100%
<b>Mississippi Power</b>							
Assets:							
Equity:						45%	43%
Domestic equity	\$ 95	\$ 32	\$ —	\$ —	\$ 127		
International equity	99	50	—	—	149		
Fixed income:						30	28
U.S. Treasury, government, and agency bonds	—	67	—	—	67		
Mortgage- and asset-backed securities	—	1	—	—	1		
Corporate bonds	—	68	—	—	68		
Pooled funds	—	28	—	—	28		
Cash equivalents and other	18	—	—	—	18		
Real estate investments	17	—	—	86	103	13	15
Special situations	—	—	—	9	9	3	2
Private equity	—	—	—	78	78	9	12
Total	\$ 229	\$ 246	\$ —	\$ 173	\$ 648	100%	100%
<b>Southern Power</b>							
Assets:							
Equity:						45%	43%
Domestic equity	\$ 25	\$ 9	\$ —	\$ —	\$ 34		
International equity	27	14	—	—	41		
Fixed income:						30	28
U.S. Treasury, government, and agency bonds	—	18	—	—	18		
Corporate bonds	—	19	—	—	19		
Pooled funds	—	8	—	—	8		
Cash equivalents and other	5	—	—	—	5		
Real estate investments	5	—	—	24	29	13	15
Special situations	—	—	—	2	2	3	2
Private equity	—	—	—	21	21	9	12
Total	\$ 62	\$ 68	\$ —	\$ 47	\$ 177	100%	100%

## Notes to Financial Statements

At December 31, 2022:	Fair Value Measurements Using				Total	Target Allocation	Actual Allocation
	Quoted Prices in Active Markets for Identical Assets (Level 1)	Significant Other Observable Inputs (Level 2)	Significant Unobservable Inputs (Level 3)	Net Asset Value as a Practical Expedient (NAV)			
<i>(in millions)</i>							
<b>Southern Company Gas</b>							
Assets:							
Equity:						45%	43%
Domestic equity	\$ 146	\$ 49	\$ —	\$ —	\$ 195		
International equity	152	77	—	—	229		
Fixed income:						30	28
U.S. Treasury, government, and agency bonds	—	104	—	—	104		
Mortgage- and asset-backed securities	—	2	—	—	2		
Corporate bonds	—	105	—	—	105		
Pooled funds	—	43	—	—	43		
Cash equivalents and other	28	1	—	—	29		
Real estate investments	27	—	—	133	160	13	15
Special situations	—	—	—	13	13	3	2
Private equity	—	—	—	121	121	9	12
<b>Total</b>	<b>\$ 353</b>	<b>\$ 381</b>	<b>\$ —</b>	<b>\$ 267</b>	<b>\$ 1,001</b>	<b>100%</b>	<b>100%</b>



## Notes to Financial Statements

The fair values, and actual allocations relative to the target allocations, of the applicable Registrants' other postretirement benefit plan assets at December 31, 2023 and 2022 are presented below.

At December 31, 2023:	Fair Value Measurements Using			Total	Target Allocation	Actual Allocation
	Quoted Prices in Active Markets for Identical Assets (Level 1)	Significant Other Observable Inputs (Level 2)	Net Asset Value as a Practical Expedient (NAV)			
<i>(in millions)</i>						
<b>Southern Company</b>						
Assets:						
Equity:					60%	61%
Domestic equity	\$ 85	\$ 87	\$ —	\$ 172		
International equity	53	82	—	135		
Fixed income:					30	28
U.S. Treasury, government, and agency bonds	—	57	—	57		
Mortgage- and asset-backed securities	—	2	—	2		
Corporate bonds	—	47	—	47		
Pooled funds	—	92	—	92		
Cash equivalents and other	21	2	—	23		
Trust-owned life insurance	—	456	—	456		
Real estate investments	11	—	46	57	4	6
Special situations	—	—	6	6	1	1
Private equity	—	—	48	48	3	4
Private credit	—	—	1	1	1	—
Infrastructure	—	—	—	—	1	—
<b>Total</b>	<b>\$170</b>	<b>\$825</b>	<b>\$101</b>	<b>\$1,096</b>	<b>100%</b>	<b>100%</b>
<b>Alabama Power</b>						
Assets:						
Equity:					67%	66%
Domestic equity	\$ 16	\$ 6	\$ —	\$ 22		
International equity	16	9	—	25		
Fixed income:					23	23
U.S. Treasury, government, and agency bonds	—	16	—	16		
Corporate bonds	—	14	—	14		
Pooled funds	—	8	—	8		
Cash equivalents and other	3	—	—	3		
Trust-owned life insurance	—	280	—	280		
Real estate investments	3	—	14	17	4	6
Special situations	—	—	2	2	1	1
Private equity	—	—	15	15	3	4
Private credit	—	—	—	—	1	—
Infrastructure	—	—	—	—	1	—
<b>Total</b>	<b>\$ 38</b>	<b>\$333</b>	<b>\$ 31</b>	<b>\$ 402</b>	<b>100%</b>	<b>100%</b>

## Notes to Financial Statements

At December 31, 2023:	Fair Value Measurements Using			Total	Target Allocation	Actual Allocation
	Quoted Prices in Active Markets for Identical Assets (Level 1)	Significant Other Observable Inputs (Level 2)	Net Asset Value as a Practical Expedient (NAV)			
	<i>(in millions)</i>					
<b>Georgia Power</b>						
Assets:						
Equity:					58%	57%
Domestic equity	\$47	\$ 6	\$—	\$ 53		
International equity	16	40	—	56		
Fixed income:					35	35
U.S. Treasury, government, and agency bonds	—	16	—	16		
Corporate bonds	—	14	—	14		
Pooled funds	—	47	—	47		
Cash equivalents and other	13	—	—	13		
Trust-owned life insurance	—	176	—	176		
Real estate investments	4	—	14	18	3	4
Special situations	—	—	2	2	1	1
Private equity	—	—	14	14	2	3
Private credit	—	—	—	—	1	—
Infrastructure	—	—	—	—	—	—
<b>Total</b>	<b>\$80</b>	<b>\$299</b>	<b>\$30</b>	<b>\$409</b>	<b>100%</b>	<b>100%</b>
<b>Mississippi Power</b>						
Assets:						
Equity:					34%	33%
Domestic equity	\$ 3	\$ 1	\$—	\$ 4		
International equity	3	1	—	4		
Fixed income:					43	44
U.S. Treasury, government, and agency bonds	—	7	—	7		
Corporate bonds	—	2	—	2		
Pooled funds	—	1	—	1		
Cash equivalents and other	1	—	—	1		
Real estate investments	1	—	2	3	10	11
Special situations	—	—	—	—	2	2
Private equity	—	—	2	2	7	10
Private credit	—	—	—	—	3	—
Infrastructure	—	—	—	—	1	—
<b>Total</b>	<b>\$ 8</b>	<b>\$ 12</b>	<b>\$ 4</b>	<b>\$ 24</b>	<b>100%</b>	<b>100%</b>
<b>Southern Company Gas</b>						
Assets:						
Equity:					72%	72%
Domestic equity	\$ 2	\$ 67	\$—	\$ 69		
International equity	2	22	—	24		
Fixed income:					26	26
U.S. Treasury, government, and agency bonds	—	1	—	1		
Corporate bonds	—	1	—	1		
Pooled funds	—	29	—	29		
Cash equivalents and other	1	—	—	1		
Trust-owned life insurance	—	—	—	—		
Real estate investments	—	—	1	1	1	1
Private equity	—	—	1	1	1	1
<b>Total</b>	<b>\$ 5</b>	<b>\$120</b>	<b>\$ 2</b>	<b>\$127</b>	<b>100%</b>	<b>100%</b>

## Notes to Financial Statements

At December 31, 2022:	Fair Value Measurements Using			Total	Target Allocation	Actual Allocation
	Quoted Prices in Active Markets for Identical Assets (Level 1)	Significant Other Observable Inputs (Level 2)	Net Asset Value as a Practical Expedient (NAV)			
	<i>(in millions)</i>					
<b>Southern Company</b>						
Assets:						
Equity:					61%	59%
Domestic equity	\$ 85	\$ 74	\$ —	\$ 159		
International equity	58	79	—	137		
Fixed income:					30	28
U.S. Treasury, government, and agency bonds	—	43	—	43		
Mortgage- and asset-backed securities	—	1	—	1		
Corporate bonds	—	40	—	40		
Pooled funds	—	79	—	79		
Cash equivalents and other	19	—	—	19		
Trust-owned life insurance	—	406	—	406		
Real estate investments	11	—	51	62	5	7
Special situations	—	—	6	6	1	1
Private equity	—	—	46	46	3	5
<b>Total</b>	<b>\$173</b>	<b>\$722</b>	<b>\$103</b>	<b>\$998</b>	<b>100%</b>	<b>100%</b>
<b>Alabama Power</b>						
Assets:						
Equity:					69%	65%
Domestic equity	\$ 17	\$ 6	\$ —	\$ 23		
International equity	18	9	—	27		
Fixed income:					23	23
U.S. Treasury, government, and agency bonds	—	12	—	12		
Corporate bonds	—	12	—	12		
Pooled funds	—	7	—	7		
Cash equivalents and other	3	—	—	3		
Trust-owned life insurance	—	252	—	252		
Real estate investments	3	—	16	19	4	7
Special situations	—	—	2	2	1	1
Private equity	—	—	14	14	3	4
<b>Total</b>	<b>\$ 41</b>	<b>\$298</b>	<b>\$ 32</b>	<b>\$371</b>	<b>100%</b>	<b>100%</b>
<b>Georgia Power</b>						
Assets:						
Equity:					58%	56%
Domestic equity	\$ 46	\$ 6	\$ —	\$ 52		
International equity	17	39	—	56		
Fixed income:					35	34
U.S. Treasury, government, and agency bonds	—	10	—	10		
Corporate bonds	—	12	—	12		
Pooled funds	—	40	—	40		
Cash equivalents and other	9	—	—	9		
Trust-owned life insurance	—	154	—	154		
Real estate investments	4	—	15	19	4	5
Special situations	—	—	2	2	1	1
Private equity	—	—	14	14	2	4
<b>Total</b>	<b>\$ 76</b>	<b>\$261</b>	<b>\$ 31</b>	<b>\$368</b>	<b>100%</b>	<b>100%</b>

## Notes to Financial Statements

At December 31, 2022:	Fair Value Measurements Using			Total	Target Allocation	Actual Allocation
	Quoted Prices in Active Markets for Identical Assets (Level 1)	Significant Other Observable Inputs (Level 2)	Net Asset Value as a Practical Expedient (NAV)			
	<i>(in millions)</i>					
<b>Mississippi Power</b>						
Assets:						
Equity:					37%	35%
Domestic equity	\$ 3	\$ 1	\$ —	\$ 4		
International equity	3	2	—	5		
Fixed income:					43	41
U.S. Treasury, government, and agency bonds	—	4	—	4		
Corporate bonds	—	2	—	2		
Pooled funds	—	1	—	1		
Cash equivalents and other	2	—	—	2		
Real estate investments	1	—	3	4	11	12
Special situations	—	—	—	—	2	2
Private equity	—	—	2	2	7	10
<b>Total</b>	<b>\$ 9</b>	<b>\$ 10</b>	<b>\$ 5</b>	<b>\$ 24</b>	<b>100%</b>	<b>100%</b>

### Southern Company Gas

Assets:						
Equity:					72%	70%
Domestic equity	\$ 2	\$ 56	\$ —	\$ 58		
International equity	2	20	—	22		
Fixed income:					26	27
U.S. Treasury, government, and agency bonds	—	1	—	1		
Corporate bonds	—	1	—	1		
Pooled funds	—	27	—	27		
Cash equivalents and other	1	—	—	1		
Real estate investments	—	—	2	2	1	2
Private equity	—	—	1	1	1	1
<b>Total</b>	<b>\$ 5</b>	<b>\$105</b>	<b>\$ 3</b>	<b>\$113</b>	<b>100%</b>	<b>100%</b>

### Employee Savings Plan

Southern Company and its subsidiaries also sponsor 401(k) defined contribution plans covering substantially all employees and provide matching contributions up to specified percentages of an employee's eligible pay. Total matching contributions made to the plans for 2023, 2022, and 2021 were as follows:

	Southern Company	Alabama Power	Georgia Power	Mississippi Power	Southern Power	Southern Company Gas
	<i>(in millions)</i>					
2023	\$131	\$28	\$31	\$5	\$3	\$18
2022	124	26	29	5	3	17
2021	119	26	28	5	2	16

## Notes to Financial Statements

### 12. STOCK COMPENSATION

Stock-based compensation primarily in the form of Southern Company performance share units (PSU) and restricted stock units (RSU) may be granted through the Equity and Incentive Compensation Plan to Southern Company system employees ranging from line management to executives.

At December 31, 2023, the number of current and former employees participating in stock-based compensation programs for the Registrants was as follows:

	Southern Company	Alabama Power	Georgia Power	Mississippi Power	Southern Power	Southern Company Gas
Number of employees	1,401	191	210	42	40	193

The majority of PSUs and RSUs awarded contain terms where employees become immediately vested in PSUs and RSUs upon retirement. As a result, compensation expense for employees that are retirement eligible at the grant date is recognized immediately, while compensation expense for employees that become retirement eligible during the vesting period is recognized over the period from grant date to the date of retirement eligibility. In addition, the Registrants recognize forfeitures as they occur.

All unvested PSUs and RSUs vest immediately upon a change in control where Southern Company is not the surviving corporation.

#### Performance Share Units

PSUs granted to employees vest at the end of a three-year performance period. Shares of Southern Company common stock are delivered to employees at the end of the performance period with the number of shares issued ranging from 0% to 200% of the target number of PSUs granted, based on achievement of the performance goals established by the Compensation Committee of the Southern Company Board of Directors.

Southern Company has issued two types of PSUs, each with a unique performance goal. These types of PSUs include total shareholder return (TSR) awards based on the TSR for Southern Company common stock during the three-year performance period as compared to a group of industry peers and ROE awards based on Southern Company's equity-weighted return over the performance period.

The fair value of TSR awards is determined as of the grant date using a Monte Carlo simulation model. In determining the fair value of the TSR awards issued to employees, the expected volatility is based on the historical volatility of Southern Company's stock over a period equal to the performance period. The risk-free rate is based on the U.S. Treasury yield curve in effect at the time of grant that covers the performance period of the awards. The following table shows the assumptions used in the pricing model and the weighted average grant-date fair value of TSR awards granted:

Year Ended December 31	2023	2022	2021
Expected volatility	30.0%	29.6%	30.0%
Expected term (in years)	3	3	3
Interest rate	3.8%	1.7%	0.2%
Weighted average grant-date fair value	\$76.83	\$79.69	\$69.06

The Registrants recognize TSR award compensation expense on a straight-line basis over the three-year performance period without remeasurement.

The fair values of ROE awards are based on the closing stock price of Southern Company common stock on the date of the grant. The weighted average grant-date fair value of the ROE awards granted during 2023, 2022, and 2021 was \$68.93, \$66.87, and \$59.49, respectively. Compensation expense for ROE awards is generally recognized ratably over the three-year performance period adjusted for expected changes in ROE performance. Total compensation cost recognized for vested ROE awards reflects final performance metrics.

Southern Company had 2.4 million unvested PSUs outstanding at December 31, 2022. In February 2023, the PSUs that vested for the three-year performance period ended December 31, 2022 were converted into 1.8 million shares outstanding at a share price of \$67.13. During 2023, Southern Company granted 1.3 million PSUs and 1.3 million PSUs were vested or forfeited, resulting in 2.4 million unvested PSUs outstanding at December 31, 2023. In February 2024, the PSUs that vested for the three-year performance period ended December 31, 2023 were converted into 2.3 million shares outstanding at a weighted average share price of \$66.95.

## Notes to Financial Statements

Total PSU compensation cost, and the related tax benefit recognized in income, for the years ended December 31, 2023, 2022, and 2021 are as follows:

	2023	2022	2021
		<i>(in millions)</i>	
<b>Southern Company</b>			
Compensation cost recognized in income	<b>\$107</b>	\$101	\$112
Tax benefit of compensation cost recognized in income	<b>28</b>	26	29
<b>Southern Company Gas</b>			
Compensation cost recognized in income	<b>\$ 14</b>	\$ 12	\$ 17
Tax benefit of compensation cost recognized in income	<b>4</b>	4	4

Total PSU compensation cost and the related tax benefit recognized in income were immaterial for all periods presented for all other Registrants. The compensation cost related to the grant of Southern Company PSUs to the employees of each Subsidiary Registrant is recognized in each Subsidiary Registrant's financial statements with a corresponding credit to equity representing a capital contribution from Southern Company.

At December 31, 2023, Southern Company's total unrecognized compensation cost related to PSUs was \$32 million and is expected to be recognized over a weighted-average period of approximately 19 months. The total unrecognized compensation cost related to PSUs at December 31, 2023 was immaterial for all other Registrants.

### Restricted Stock Units

The fair value of RSUs is based on the closing stock price of Southern Company common stock on the date of the grant. The weighted average grant-date fair values of RSUs granted during 2023, 2022, and 2021 were \$68.95, \$67.20, and \$59.56, respectively. For most RSU awards, one-third of the RSUs vest each year throughout a three-year service period and compensation cost for RSUs is generally recognized over the corresponding one-, two-, or three-year vesting period. Shares of Southern Company common stock are delivered to employees at the end of each vesting period.

Southern Company had 0.9 million RSUs outstanding at December 31, 2022. During 2023, Southern Company granted 0.5 million RSUs and 0.5 million RSUs were vested or forfeited, resulting in 0.9 million unvested RSUs outstanding at December 31, 2023, including RSUs related to employee retention agreements.

For the years ended December 31, 2023, 2022, and 2021, Southern Company's total compensation cost for RSUs recognized in income was \$30 million, \$26 million, and \$32 million, respectively. The related tax benefit also recognized in income was \$8 million, \$7 million, and \$8 million for the years ended December 31, 2023, 2022, and 2021, respectively. Total unrecognized compensation cost related to RSUs at December 31, 2023, which is being recognized over a weighted-average period of approximately 17 months, is immaterial for Southern Company.

Total RSUs outstanding and total compensation cost and related tax benefit for the RSUs recognized in income for the years ended December 31, 2023, 2022, and 2021, as well as the total unrecognized compensation cost at December 31, 2023, were immaterial for all other Registrants. The compensation cost related to the grant of Southern Company RSUs to the employees of each Subsidiary Registrant is recognized in such Subsidiary Registrant's financial statements with a corresponding credit to equity representing a capital contribution from Southern Company.

### Stock Options

In 2015, Southern Company discontinued granting stock options. As of December 31, 2017, all stock option awards were vested and compensation cost fully recognized. Stock options expire no later than 10 years after the grant date and the latest possible exercise will occur by November 2024. At December 31, 2023, the weighted average remaining contractual term for the options outstanding and exercisable was approximately 2 months.

Southern Company's activity in the stock option program for 2023 is summarized below:

	Shares Subject to Option	Weighted Average Exercise Price
	<i>(in millions)</i>	
Outstanding at December 31, 2022	1.0	\$42.22
Exercised	0.7	42.54
<b>Outstanding and Exercisable at December 31, 2023</b>	<b>0.3</b>	<b>\$41.58</b>

## Notes to Financial Statements

Southern Company's cash receipts from issuances related to stock options exercised under the share-based payment arrangements for the years ended December 31, 2023, 2022, and 2021 were \$28 million, \$75 million, and \$66 million, respectively.

At December 31, 2023, the aggregate intrinsic value for options outstanding and exercisable was immaterial for all Registrants.

Total intrinsic value of options exercised, and the related tax benefit, for the years ended December 31, 2023, 2022, and 2021 are presented below for Southern Company and were immaterial for all other Registrants:

<b>Year Ended December 31</b>	<b>2023</b>	<b>2022</b>	<b>2021</b>
		<i>(in millions)</i>	
<b>Southern Company</b>			
Intrinsic value of options exercised	<b>\$18</b>	\$49	\$34
Tax benefit of options exercised	<b>4</b>	12	7

### 13. FAIR VALUE MEASUREMENTS

Fair value measurements are based on inputs of observable and unobservable market data that a market participant would use in pricing the asset or liability. The use of observable inputs is maximized where available and the use of unobservable inputs is minimized for fair value measurement and reflects a three-tier fair value hierarchy that prioritizes inputs to valuation techniques used for fair value measurement.

- Level 1 consists of observable market data in an active market for identical assets or liabilities.
- Level 2 consists of observable market data, other than that included in Level 1, that is either directly or indirectly observable.
- Level 3 consists of unobservable market data. The input may reflect the assumptions of each Registrant of what a market participant would use in pricing an asset or liability. If there is little available market data, then each Registrant's own assumptions are the best available information.

In the case of multiple inputs being used in a fair value measurement, the lowest level input that is significant to the fair value measurement represents the level in the fair value hierarchy in which the fair value measurement is reported.

Net asset value as a practical expedient is the classification used for assets that do not have readily determined fair values. Fund managers value the assets using various inputs and techniques depending on the nature of the underlying investments.

## Notes to Financial Statements

At December 31, 2023, assets and liabilities measured at fair value on a recurring basis during the period, together with their associated level of the fair value hierarchy, were as follows:

At December 31, 2023:	Fair Value Measurements Using				Total
	Quoted Prices in Active Markets for Identical Assets (Level 1)	Significant Other Observable Inputs (Level 2)	Significant Unobservable Inputs (Level 3)	Net Asset Value as a Practical Expedient (NAV)	
	<i>(in millions)</i>				
<b>Southern Company</b>					
Assets:					
Energy-related derivatives <sup>(a)</sup>	\$ 6	\$ 49	\$ —	\$ —	\$ 55
Investments in trusts: <sup>(b)</sup>					
Domestic equity	764	216	—	—	980
Foreign equity	145	171	—	—	316
U.S. Treasury and government agency securities	—	369	—	—	369
Municipal bonds	—	48	—	—	48
Pooled funds – fixed income	—	6	—	—	6
Corporate bonds	—	389	—	—	389
Mortgage and asset backed securities	—	89	—	—	89
Private equity	—	—	—	169	169
Cash and cash equivalents	3	—	—	—	3
Other	58	3	—	9	70
Cash equivalents and restricted cash	253	15	—	—	268
Other investments	9	27	8	—	44
<b>Total</b>	<b>\$ 1,238</b>	<b>\$ 1,382</b>	<b>\$ 8</b>	<b>\$ 178</b>	<b>\$ 2,806</b>
Liabilities:					
Energy-related derivatives <sup>(a)</sup>	\$ 46	\$ 312	\$ —	\$ —	\$ 358
Interest rate derivatives	—	264	—	—	264
Foreign currency derivatives	—	122	—	—	122
Contingent consideration	3	—	16	—	19
Other	—	13	—	—	13
<b>Total</b>	<b>\$ 49</b>	<b>\$ 711</b>	<b>\$ 16</b>	<b>\$ —</b>	<b>\$ 776</b>
<b>Alabama Power</b>					
Assets:					
Energy-related derivatives	\$ —	\$ 15	\$ —	\$ —	\$ 15
Nuclear decommissioning trusts: <sup>(b)</sup>					
Domestic equity	443	208	—	—	651
Foreign equity	145	—	—	—	145
U.S. Treasury and government agency securities	—	20	—	—	20
Municipal bonds	—	1	—	—	1
Corporate bonds	—	231	—	—	231
Mortgage and asset backed securities	—	25	—	—	25
Private equity	—	—	—	169	169
Other	8	—	—	9	17
Cash equivalents and restricted cash	119	15	—	—	134
Other investments	—	27	—	—	27
<b>Total</b>	<b>\$ 715</b>	<b>\$ 542</b>	<b>\$ —</b>	<b>\$ 178</b>	<b>\$ 1,435</b>
Liabilities:					
Energy-related derivatives	\$ —	\$ 110	\$ —	\$ —	\$ 110



## Notes to Financial Statements

At December 31, 2023:	Fair Value Measurements Using				Total
	Quoted Prices in Active Markets for Identical Assets (Level 1)	Significant Other Observable Inputs (Level 2)	Significant Unobservable Inputs (Level 3)	Net Asset Value as a Practical Expedient (NAV)	
	<i>(in millions)</i>				
<b>Georgia Power</b>					
Assets:					
Energy-related derivatives	\$ —	\$ 13	\$ —	\$ —	\$ 13
Nuclear decommissioning trusts: <sup>(b)</sup>					
Domestic equity	321	1	—	—	322
Foreign equity	—	170	—	—	170
U.S. Treasury and government agency securities	—	349	—	—	349
Municipal bonds	—	47	—	—	47
Corporate bonds	—	158	—	—	158
Mortgage and asset backed securities	—	64	—	—	64
Other	50	3	—	—	53
Total	\$371	\$805	\$ —	\$ —	\$1,176
Liabilities:					
Energy-related derivatives	\$ —	\$124	\$ —	\$ —	\$ 124
<b>Mississippi Power</b>					
Assets:					
Energy-related derivatives	\$ —	\$ 15	\$ —	\$ —	\$ 15
Cash equivalents	17	—	—	—	17
Total	\$ 17	\$ 15	\$ —	\$ —	\$ 32
Liabilities:					
Energy-related derivatives	\$ —	\$ 61	\$ —	\$ —	\$ 61
<b>Southern Power</b>					
Assets:					
Energy-related derivatives	\$ —	\$ 3	\$ —	\$ —	\$ 3
Liabilities:					
Energy-related derivatives	\$ —	\$ 5	\$ —	\$ —	\$ 5
Foreign currency derivatives	—	22	—	—	22
Contingent consideration	3	—	16	—	19
Other	—	13	—	—	13
Total	\$ 3	\$ 40	\$16	\$ —	\$ 59
<b>Southern Company Gas</b>					
Assets:					
Energy-related derivatives <sup>(a)</sup>	\$ 6	\$ 3	\$ —	\$ —	\$ 9
Non-qualified deferred compensation trusts:					
Domestic equity	—	7	—	—	7
Foreign equity	—	1	—	—	1
Pooled funds – fixed income	—	6	—	—	6
Cash and cash equivalents	3	—	—	—	3
Total	\$ 9	\$ 17	\$ —	\$ —	\$ 26
Liabilities:					
Energy-related derivatives <sup>(a)(b)</sup>	\$ 46	\$ 12	\$ —	\$ —	\$ 58
Interest rate derivatives	—	79	—	—	79
Total	\$ 46	\$ 91	\$ —	\$ —	\$ 137

(a) Excludes cash collateral of \$62 million.

(b) Excludes receivables related to investment income, pending investment sales, payables related to pending investment purchases, and currencies. See Note 6 under "Nuclear Decommissioning" for additional information.

## Notes to Financial Statements

At December 31, 2022, assets and liabilities measured at fair value on a recurring basis during the period, together with their associated level of the fair value hierarchy, were as follows:

At December 31, 2022:	Fair Value Measurements Using				Total
	Quoted Prices in Active Markets for Identical Assets (Level 1)	Significant Other Observable Inputs (Level 2)	Significant Unobservable Inputs (Level 3)	Net Asset Value as a Practical Expedient (NAV)	
	<i>(in millions)</i>				
<b>Southern Company</b>					
Assets:					
Energy-related derivatives <sup>(a)</sup>	\$ 18	\$ 181	\$ —	\$ —	\$ 199
Interest rate derivatives	—	12	—	—	12
Investments in trusts: <sup>(b)(c)</sup>					
Domestic equity	651	178	—	—	829
Foreign equity	125	150	—	—	275
U.S. Treasury and government agency securities	—	285	—	—	285
Municipal bonds	—	51	—	—	51
Pooled funds – fixed income	—	7	—	—	7
Corporate bonds	—	412	—	—	412
Mortgage and asset backed securities	—	90	—	—	90
Private equity	—	—	—	161	161
Cash and cash equivalents	4	—	—	—	4
Other	37	12	—	—	49
Cash equivalents	1,427	20	—	—	1,447
Other investments	9	26	—	—	35
<b>Total</b>	<b>\$ 2,271</b>	<b>\$ 1,424</b>	<b>\$ —</b>	<b>\$ 161</b>	<b>\$ 3,856</b>
Liabilities:					
Energy-related derivatives <sup>(a)</sup>	\$ 32	\$ 178	\$ —	\$ —	\$ 210
Interest rate derivatives	—	302	—	—	302
Foreign currency derivatives	—	216	—	—	216
Contingent consideration	—	—	12	—	12
Other	—	13	—	—	13
<b>Total</b>	<b>\$ 32</b>	<b>\$ 709</b>	<b>\$ 12</b>	<b>\$ —</b>	<b>\$ 753</b>
<b>Alabama Power</b>					
Assets:					
Energy-related derivatives	\$ —	\$ 62	\$ —	\$ —	\$ 62
Nuclear decommissioning trusts: <sup>(b)</sup>					
Domestic equity	396	169	—	—	565
Foreign equity	125	—	—	—	125
U.S. Treasury and government agency securities	—	19	—	—	19
Municipal bonds	—	1	—	—	1
Corporate bonds	—	225	—	—	225
Mortgage and asset backed securities	—	22	—	—	22
Private equity	—	—	—	161	161
Other	7	—	—	—	7
Cash equivalents	438	20	—	—	458
Other investments	—	26	—	—	26
<b>Total</b>	<b>\$ 966</b>	<b>\$ 544</b>	<b>\$ —</b>	<b>\$ 161</b>	<b>\$ 1,671</b>
Liabilities:					
Energy-related derivatives	\$ —	\$ 39	\$ —	\$ —	\$ 39

## Notes to Financial Statements

At December 31, 2022:	Fair Value Measurements Using			Net Asset Value as a Practical Expedient (NAV)	Total
	Quoted Prices in Active Markets for Identical Assets (Level 1)	Significant Other Observable Inputs (Level 2)	Significant Unobservable Inputs (Level 3)		
	(in millions)				
<b>Georgia Power</b>					
Assets:					
Energy-related derivatives	\$ —	\$ 42	\$ —	\$ —	\$ 42
Nuclear decommissioning trusts: <sup>(b)(c)</sup>					
Domestic equity	255	1	—	—	256
Foreign equity	—	149	—	—	149
U.S. Treasury and government agency securities	—	266	—	—	266
Municipal bonds	—	50	—	—	50
Corporate bonds	—	187	—	—	187
Mortgage and asset backed securities	—	68	—	—	68
Other	30	12	—	—	42
Cash equivalents	355	—	—	—	355
Total	\$640	\$775	\$ —	\$ —	\$1,415
Liabilities:					
Energy-related derivatives	\$ —	\$ 62	\$ —	\$ —	\$ 62
<b>Mississippi Power</b>					
Assets:					
Energy-related derivatives	\$ —	\$ 59	\$ —	\$ —	\$ 59
Cash equivalents	47	—	—	—	47
Total	\$ 47	\$ 59	\$ —	\$ —	\$ 106
Liabilities:					
Energy-related derivatives	\$ —	\$ 32	\$ —	\$ —	\$ 32
<b>Southern Power</b>					
Assets:					
Energy-related derivatives	\$ —	\$ 8	\$ —	\$ —	\$ 8
Liabilities:					
Energy-related derivatives	\$ —	\$ 12	\$ —	\$ —	\$ 12
Foreign currency derivatives	—	47	—	—	47
Contingent consideration	—	—	12	—	12
Other	—	13	—	—	13
Total	\$ —	\$ 72	\$ 12	\$ —	\$ 84
<b>Southern Company Gas</b>					
Assets:					
Energy-related derivatives <sup>(a)</sup>	\$ 18	\$ 10	\$ —	\$ —	\$ 28
Non-qualified deferred compensation trusts:					
Domestic equity	—	8	—	—	8
Foreign equity	—	1	—	—	1
Pooled funds – fixed income	—	7	—	—	7
Cash equivalents	4	—	—	—	4
Cash equivalents	50	—	—	—	50
Total	\$ 72	\$ 26	\$ —	\$ —	\$ 98
Liabilities:					
Energy-related derivatives <sup>(a)(b)</sup>	\$ 32	\$ 33	\$ —	\$ —	\$ 65
Interest rate derivatives	—	86	—	—	86
Total	\$ 32	\$ 119	\$ —	\$ —	\$ 151

(a) Excludes cash collateral of \$41 million.

(b) Excludes receivables related to investment income, pending investment sales, payables related to pending investment purchases, and currencies. See Note 6 under "Nuclear Decommissioning" for additional information.

(c) Includes investment securities pledged to creditors and collateral received and excludes payables related to the securities lending program. See Note 6 under "Nuclear Decommissioning" for additional information.

## Notes to Financial Statements

### Valuation Methodologies

The energy-related derivatives primarily consist of exchange-traded and over-the-counter financial products for natural gas and physical power products, including, from time to time, basis swaps. These are standard products used within the energy industry and are valued using the market approach. The inputs used are mainly from observable market sources, such as forward natural gas prices, power prices, implied volatility, and overnight index swap interest rates. Interest rate derivatives are also standard over-the-counter products that are valued using observable market data and assumptions commonly used by market participants. The fair value of interest rate derivatives reflects the net present value of expected payments and receipts under the swap agreement based on the market's expectation of future interest rates. Additional inputs to the net present value calculation may include the contract terms, counterparty credit risk, and occasionally, implied volatility of interest rate options. The fair value of cross-currency swaps reflects the net present value of expected payments and receipts under the swap agreement based on the market's expectation of future foreign currency exchange rates. Additional inputs to the net present value calculation may include the contract terms, counterparty credit risk, and discount rates. The interest rate derivatives and cross-currency swaps are categorized as Level 2 under Fair Value Measurements as these inputs are based on observable data and valuations of similar instruments. See Note 14 for additional information on how these derivatives are used.

For fair value measurements of the investments within the nuclear decommissioning trusts and the non-qualified deferred compensation trusts, external pricing vendors are designated for each asset class with each security specifically assigned a primary pricing source. For investments held within commingled funds, fair value is determined at the end of each business day through the net asset value, which is established by obtaining the underlying securities' individual prices from the primary pricing source. A market price secured from the primary source vendor is then evaluated by management in its valuation of the assets within the trusts. As a general approach, fixed income market pricing vendors gather market data (including indices and market research reports) and integrate relative credit information, observed market movements, and sector news into proprietary pricing models, pricing systems, and mathematical tools. Dealer quotes and other market information, including live trading levels and pricing analysts' judgments, are also obtained when available.

The NRC requires licensees of commissioned nuclear power reactors to establish a plan for providing reasonable assurance of funds for future decommissioning. See Note 6 under "Nuclear Decommissioning" for additional information.

Southern Power has contingent payment obligations related to two of its acquisitions whereby it is primarily obligated to make generation-based payments to the seller, commencing at the commercial operation of each facility and continuing through 2026 and 2035, respectively. The obligations are primarily categorized as Level 3 under Fair Value Measurements as the fair value is determined using significant unobservable inputs for the forecasted facility's generation in MW-hours, as well as other inputs such as a fixed dollar amount per MW-hour, and a discount rate. The fair value of contingent consideration reflects the net present value of expected payments and any periodic change arising from forecasted generation is expected to be immaterial.

Southern Power also has payment obligations through 2040 whereby it must reimburse the transmission owners for interconnection facilities and network upgrades constructed to support connection of a Southern Power generating facility to the transmission system. The obligations are categorized as Level 2 under Fair Value Measurements as the fair value is determined using observable inputs for the contracted amounts and reimbursement period, as well as a discount rate. The fair value of the obligations reflects the net present value of expected payments.

"Other investments" primarily includes investments traded in the open market that have maturities greater than 90 days, which are categorized as Level 2 under Fair Value Measurements and are comprised of corporate bonds, bank certificates of deposit, treasury bonds, and/or agency bonds.

The fair value measurements of private market investments held in Alabama Power's nuclear decommissioning trusts that are calculated at net asset value per share (or its equivalent) as a practical expedient totaled \$178 million and \$161 million at December 31, 2023 and 2022, respectively. Unfunded commitments related to the private market investments totaled \$87 million and \$78 million at December 31, 2023 and 2022, respectively. Private market investments include high-quality private equity funds across several market sectors, funds that invest in real estate assets, and a private credit fund. Private market funds do not have redemption rights. Distributions from these funds will be received as the underlying investments in the funds are liquidated.

## Notes to Financial Statements

At December 31, 2023 and 2022, other financial instruments for which the carrying amount did not equal fair value were as follows:

	Southern Company <sup>(*)</sup>	Alabama Power	Georgia Power	Mississippi Power	Southern Power	Southern Company Gas <sup>(*)</sup>
	<i>(in billions)</i>					
<b>At December 31, 2023:</b>						
Long-term debt, including securities due within one year:						
Carrying amount	\$59.4	\$11.2	\$16.5	\$1.6	\$2.7	\$7.8
Fair value	55.0	10.1	15.1	1.4	2.6	6.8
<b>At December 31, 2022:</b>						
Long-term debt, including securities due within one year:						
Carrying amount	\$54.6	\$10.6	\$14.7	\$1.5	\$3.0	\$7.4
Fair value	48.6	9.2	13.0	1.3	2.8	6.5

(\*) The carrying amount of Southern Company Gas' long-term debt includes fair value adjustments from the effective date of the 2016 merger with Southern Company. Southern Company Gas amortizes the fair value adjustments over the remaining lives of the respective bonds, the latest being through 2043.

The fair values are determined using Level 2 measurements and are based on quoted market prices for the same or similar issues or on the current rates available to the Registrants.

### 14. DERIVATIVES

The Registrants are exposed to market risks, including commodity price risk, interest rate risk, weather risk, and occasionally foreign currency exchange rate risk. To manage the volatility attributable to these exposures, each company nets its exposures, where possible, to take advantage of natural offsets and enters into various derivative transactions for the remaining exposures pursuant to each company's policies in areas such as counterparty exposure and risk management practices. For the traditional electric operating companies, Southern Power, and Southern Company Gas' other businesses, each company's policy is that derivatives are to be used primarily for hedging purposes and mandates strict adherence to all applicable risk management policies. Derivative positions are monitored using techniques including, but not limited to, market valuation, value at risk, stress testing, and sensitivity analysis. Derivative instruments are recognized at fair value in the balance sheets as either assets or liabilities and are presented on a net basis. See Note 13 for additional fair value information. In the statements of cash flows, any cash impacts of settled energy-related and interest rate derivatives are recorded as operating activities. Any cash impacts of settled foreign currency derivatives are classified as operating or financing activities to correspond with the classification of the hedged interest or principal, respectively. See Note 1 under "Financial Instruments" for additional information. See Note 15 under "Southern Company Gas" for additional information regarding the sale of Sequent.

#### Energy-Related Derivatives

The Subsidiary Registrants enter into energy-related derivatives to hedge exposures to electricity, natural gas, and other fuel price changes. However, due to cost-based rate regulations and other various cost recovery mechanisms, the traditional electric operating companies and the natural gas distribution utilities have limited exposure to market volatility in energy-related commodity prices. Each of the traditional electric operating companies and certain of the natural gas distribution utilities of Southern Company Gas manage fuel-hedging programs, implemented per the guidelines of their respective state PSCs or other applicable state regulatory agencies, through the use of financial derivative contracts, which are expected to continue to mitigate price volatility. The traditional electric operating companies (with respect to wholesale generating capacity) and Southern Power have limited exposure to market volatility in energy-related commodity prices because their long-term sales contracts shift substantially all fuel cost responsibility to the purchaser. However, the traditional electric operating companies and Southern Power may be exposed to market volatility in energy-related commodity prices to the extent any uncontracted capacity is used to sell electricity. Southern Company Gas retains exposure to price changes that can, in a volatile energy market, be material and can adversely affect its results of operations.

Southern Company Gas also enters into weather derivative contracts as economic hedges in the event of warmer-than-normal weather. Exchange-traded options are carried at fair value, with changes reflected in operating revenues. Non-exchange-traded options are accounted for using the intrinsic value method. Changes in the intrinsic value for non-exchange-traded contracts are reflected in operating revenues.

## Notes to Financial Statements

Energy-related derivative contracts are accounted for under one of three methods:

- *Regulatory Hedges* – Energy-related derivative contracts designated as regulatory hedges relate primarily to the traditional electric operating companies' and the natural gas distribution utilities' fuel-hedging programs, where gains and losses are initially recorded as regulatory liabilities and assets, respectively, and then are included in fuel expense as the underlying fuel is used in operations and ultimately recovered through an approved cost recovery mechanism.
- *Cash Flow Hedges* – Gains and losses on energy-related derivatives designated as cash flow hedges (which are mainly used to hedge anticipated purchases and sales) are initially deferred in AOCI before being recognized in the statements of income in the same period and in the same income statement line item as the earnings effect of the hedged transactions.
- *Not Designated* – Gains and losses on energy-related derivative contracts that are not designated or fail to qualify as hedges are recognized in the statements of income as incurred.

Some energy-related derivative contracts require physical delivery as opposed to financial settlement, and this type of derivative is both common and prevalent within the electric and natural gas industries. When an energy-related derivative contract is settled physically, any cumulative unrealized gain or loss is reversed and the contract price is recognized in the respective line item representing the actual price of the underlying goods being delivered.

At December 31, 2023, the net volume of energy-related derivative contracts for natural gas positions, together with the longest hedge date over which the respective entity is hedging its exposure to the variability in future cash flows for forecasted transactions and the longest non-hedge date for derivatives not designated as hedges, were as follows:

	Net Purchased mmBtu	Longest Hedge Date	Longest Non-Hedge Date
	<i>(in millions)</i>		
Southern Company <sup>(*)</sup>	448	2030	2028
Alabama Power	118	2026	—
Georgia Power	128	2026	—
Mississippi Power	93	2028	—
Southern Power	7	2030	2024
Southern Company Gas <sup>(*)</sup>	102	2027	2028

(\*) Southern Company Gas' derivative instruments include both long and short natural gas positions. A long position is a contract to purchase natural gas and a short position is a contract to sell natural gas. Southern Company Gas' volume represents the net of long natural gas positions of 112 million mmBtu and short natural gas positions of 10 million mmBtu at December 31, 2023, which is also included in Southern Company's total volume.

In addition to the volumes discussed above, the traditional electric operating companies and Southern Power enter into physical natural gas supply contracts that provide the option to sell back excess natural gas due to operational constraints. The maximum expected volume of natural gas subject to such a feature is 12 million mmBtu for Southern Company, which includes 3 million mmBtu for Alabama Power, 4 million mmBtu for Georgia Power, 2 million mmBtu for Mississippi Power, and 3 million mmBtu for Southern Power.

For cash flow hedges of energy-related derivatives, the estimated pre-tax gains (losses) expected to be reclassified from AOCI to earnings for the year ending December 31, 2024 are \$(37) million for Southern Company, \$(4) million for Southern Power, and \$(33) million for Southern Company Gas.

### Interest Rate Derivatives

Southern Company and certain subsidiaries may enter into interest rate derivatives to hedge exposure to changes in interest rates. Derivatives related to existing variable rate securities or forecasted transactions are accounted for as cash flow hedges where the derivatives' fair value gains or losses are recorded in OCI and are reclassified into earnings at the same time and presented on the same income statement line item as the earnings effect of the hedged transactions. Derivatives related to existing fixed rate securities are accounted for as fair value hedges, where the derivatives' fair value gains or losses and hedged items' fair value gains or losses are both recorded directly to earnings on the same income statement line item. Fair value gains or losses on derivatives that are not designated or fail to qualify as hedges are recognized in the statements of income as incurred.

## Notes to Financial Statements

At December 31, 2023, the following interest rate derivatives were outstanding:

	Notional Amount	Weighted Average Interest Rate Paid	Interest Rate Received	Hedge Maturity Date	Fair Value Gain (Loss) December 31, 2023
	(in millions)				(in millions)
<b>Cash Flow Hedges of Forecasted Debt</b>					
Georgia Power	\$ 150	4.01%	N/A	April 2024	\$ —
Mississippi Power	75	3.84%	N/A	June 2024	—
Mississippi Power	75	4.04%	N/A	June 2024	—
<b>Fair Value Hedges of Existing Debt</b>					
Southern Company parent	400	1-month SOFR + 0.80%	1.75%	March 2028	(46)
Southern Company parent	1,000	1-month SOFR + 2.48%	3.70%	April 2030	(139)
Southern Company Gas	500	1-month SOFR + 0.49%	1.75%	January 2031	(79)
Southern Company	\$2,200				\$ (264)

For cash flow hedges of interest rate derivatives, the estimated pre-tax losses expected to be reclassified from AOCI to interest expense for the year ending December 31, 2024 are \$19 million for Southern Company and immaterial for the traditional electric operating companies and Southern Company Gas. Deferred gains and losses related to interest rate derivatives are expected to be amortized into earnings through 2054 for Southern Company, Georgia Power, and Mississippi Power, 2052 for Alabama Power, and 2046 for Southern Company Gas.

### Foreign Currency Derivatives

Southern Company and certain subsidiaries, including Southern Power, may enter into foreign currency derivatives to hedge exposure to changes in foreign currency exchange rates, such as that arising from the issuance of debt denominated in a currency other than U.S. dollars. Derivatives related to forecasted transactions are accounted for as cash flow hedges where the derivatives' fair value gains or losses are recorded in OCI and are reclassified into earnings at the same time and on the same income statement line as the earnings effect of the hedged transactions, including foreign currency gains or losses arising from changes in the U.S. currency exchange rates. Derivatives related to existing fixed rate securities are accounted for as fair value hedges, where the derivatives' fair value gains or losses and hedged items' fair value gains or losses are both recorded directly to earnings on the same income statement line item, including foreign currency gains or losses arising from changes in the U.S. currency exchange rates. Southern Company has elected to exclude the cross-currency basis spread from the assessment of effectiveness in the fair value hedges of its foreign currency risk and record any difference between the change in the fair value of the excluded components and the amounts recognized in earnings as a component of OCI.

At December 31, 2023, the following foreign currency derivatives were outstanding:

	Pay Notional	Pay Rate	Receive Notional	Receive Rate	Hedge Maturity Date	Fair Value Gain (Loss) December 31, 2023
	(in millions)		(in millions)			(in millions)
<b>Cash Flow Hedges of Existing Debt</b>						
Southern Power	\$ 564	3.78%	€ 500	1.85%	June 2026	\$ (22)
<b>Fair Value Hedges of Existing Debt</b>						
Southern Company parent	1,476	3.39%	1,250	1.88%	September 2027	(100)
Southern Company	\$2,040		€ 1,750			\$ (122)

For cash flow hedges of foreign currency derivatives, the estimated pre-tax losses expected to be reclassified from AOCI to earnings for the year ending December 31, 2024 are \$11 million for Southern Power.

### Derivative Financial Statement Presentation and Amounts

The Registrants enter into derivative contracts that may contain certain provisions that permit intra-contract netting of derivative receivables and payables for routine billing and offsets related to events of default and settlements. Southern Company and certain subsidiaries also utilize master netting agreements to mitigate exposure to counterparty credit risk. These agreements may contain provisions that permit netting across product lines and against cash collateral. The fair value amounts of derivative assets and liabilities on the balance sheets are presented net to the extent that there are netting arrangements or similar agreements with the counterparties.

## Notes to Financial Statements

The fair value of energy-related derivatives, interest rate derivatives, and foreign currency derivatives was reflected in the balance sheets as follows:

Derivative Category and Balance Sheet Location	2023		2022	
	Assets	Liabilities	Assets	Liabilities
	<i>(in millions)</i>			
<b>Southern Company</b>				
<b>Energy-related derivatives designated as hedging instruments for regulatory purposes</b>				
Assets from risk management activities/Liabilities from risk management activities	\$ 12	\$ 198	\$ 123	\$ 121
Other deferred charges and assets/Other deferred credits and liabilities	31	117	52	44
<b>Total derivatives designated as hedging instruments for regulatory purposes</b>	<b>43</b>	<b>315</b>	175	165
<b>Derivatives designated as hedging instruments in cash flow and fair value hedges</b>				
Energy-related derivatives:				
Assets from risk management activities/Liabilities from risk management activities	—	29	3	27
Other deferred charges and assets/Other deferred credits and liabilities	3	4	6	4
Interest rate derivatives:				
Assets from risk management activities/Liabilities from risk management activities	—	74	12	62
Other deferred charges and assets/Other deferred credits and liabilities	—	190	—	240
Foreign currency derivatives:				
Assets from risk management activities/Liabilities from risk management activities	—	34	—	34
Other deferred charges and assets/Other deferred credits and liabilities	—	88	—	182
<b>Total derivatives designated as hedging instruments in cash flow and fair value hedges</b>	<b>3</b>	<b>419</b>	21	549
<b>Energy-related derivatives not designated as hedging instruments</b>				
Assets from risk management activities/Liabilities from risk management activities	8	8	13	13
Other deferred charges and assets/Other deferred credits and liabilities	1	2	2	1
<b>Total derivatives not designated as hedging instruments</b>	<b>9</b>	<b>10</b>	15	14
<b>Gross amounts recognized</b>	<b>55</b>	<b>744</b>	211	728
<b>Gross amounts offset<sup>(a)</sup></b>	<b>(23)</b>	<b>(85)</b>	(70)	(111)
<b>Net amounts recognized in the Balance Sheets<sup>(b)</sup></b>	<b>\$ 32</b>	<b>\$ 659</b>	\$ 141	\$ 617
<b>Alabama Power<sup>(c)</sup></b>				
<b>Energy-related derivatives designated as hedging instruments for regulatory purposes</b>				
Other current assets/Other current liabilities	\$ 6	\$ 69	\$ 42	\$ 21
Other deferred charges and assets/Other deferred credits and liabilities	9	41	20	18
<b>Total derivatives designated as hedging instruments for regulatory purposes</b>	<b>15</b>	<b>110</b>	62	39
<b>Gross amounts offset</b>	<b>(10)</b>	<b>(10)</b>	(24)	(24)
<b>Net amounts recognized in the Balance Sheets</b>	<b>\$ 5</b>	<b>\$ 100</b>	\$ 38	\$ 15
<b>Georgia Power</b>				
<b>Energy-related derivatives designated as hedging instruments for regulatory purposes</b>				
Other current assets/Other current liabilities	\$ 2	\$ 82	\$ 36	\$ 43
Other deferred charges and assets/Other deferred credits and liabilities	10	42	6	18
<b>Total derivatives designated as hedging instruments for regulatory purposes</b>	<b>12</b>	<b>124</b>	42	61
<b>Energy-related derivatives not designated as hedging instruments</b>				
Other deferred charges and assets/Other deferred credits and liabilities	1	—	—	1
<b>Gross amounts recognized</b>	<b>13</b>	<b>124</b>	42	62
<b>Gross amounts offset</b>	<b>(11)</b>	<b>(11)</b>	(21)	(21)
<b>Net amounts recognized in the Balance Sheets</b>	<b>\$ 2</b>	<b>\$ 113</b>	\$ 21	\$ 41



## Notes to Financial Statements

Derivative Category and Balance Sheet Location	2023		2022	
	Assets	Liabilities	Assets	Liabilities
	(in millions)			
<b>Mississippi Power<sup>(c)</sup></b>				
<b>Energy-related derivatives designated as hedging instruments for regulatory purposes</b>				
Other current assets/Other current liabilities	\$ 3	\$ 27	\$ 33	\$ 24
Other deferred charges and assets/Other deferred credits and liabilities	12	34	26	8
<b>Total derivatives designated as hedging instruments for regulatory purposes</b>	<b>15</b>	<b>61</b>	59	32
<b>Gross amounts offset</b>	<b>(14)</b>	<b>(14)</b>	(17)	(17)
<b>Net amounts recognized in the Balance Sheets</b>	<b>\$ 1</b>	<b>\$ 47</b>	\$ 42	\$ 15
<b>Southern Power</b>				
<b>Derivatives designated as hedging instruments in cash flow and fair value hedges</b>				
Energy-related derivatives:				
Other current assets/Other current liabilities	\$ —	\$ 5	\$ —	\$ 12
Other deferred charges and assets/Other deferred credits and liabilities	3	—	5	—
Foreign currency derivatives:				
Other current assets/Other current liabilities	—	11	—	11
Other deferred charges and assets/Other deferred credits and liabilities	—	11	—	36
<b>Total derivatives designated as hedging instruments in cash flow and fair value hedges</b>	<b>3</b>	<b>27</b>	5	59
<b>Energy-related derivatives not designated as hedging instruments</b>				
Other current assets/Other current liabilities	—	—	2	—
Other deferred charges and assets/Other deferred credits and liabilities	—	—	1	—
<b>Total derivatives not designated as hedging instruments</b>	<b>—</b>	<b>—</b>	3	—
<b>Net amounts recognized in the Balance Sheets</b>	<b>\$ 3</b>	<b>\$ 27</b>	\$ 8	\$ 59
<b>Southern Company Gas</b>				
<b>Energy-related derivatives designated as hedging instruments for regulatory purposes</b>				
Other current assets/Other current liabilities	\$ 1	\$ 20	\$ 12	\$ 33
<b>Derivatives designated as hedging instruments in cash flow and fair value hedges</b>				
Energy-related derivatives:				
Other current assets/Other current liabilities	—	24	3	15
Other deferred charges and assets/Other deferred credits and liabilities	—	4	1	4
Interest rate derivatives:				
Other current assets/Other current liabilities	—	20	—	14
Other deferred charges and assets/Other deferred credits and liabilities	—	59	—	72
<b>Total derivatives designated as hedging instruments in cash flow and fair value hedges</b>	<b>—</b>	<b>107</b>	4	105
<b>Energy-related derivatives not designated as hedging instruments</b>				
Other current assets/Other current liabilities	7	8	11	12
Other deferred charges and assets/Other deferred credits and liabilities	1	2	1	1
<b>Total derivatives not designated as hedging instruments</b>	<b>8</b>	<b>10</b>	12	13
<b>Gross amounts recognized</b>	<b>9</b>	<b>137</b>	28	151
<b>Gross amounts offset<sup>(a)</sup></b>	<b>12</b>	<b>(50)</b>	—	(41)
<b>Net amounts recognized in the Balance Sheets<sup>(b)</sup></b>	<b>\$ 21</b>	<b>\$ 87</b>	\$ 28	\$ 110

(a) Gross amounts offset includes cash collateral held on deposit in broker margin accounts of \$62 million and \$41 million at December 31, 2023 and 2022, respectively.

(b) Net amounts of derivative instruments outstanding exclude immaterial premium and intrinsic value associated with weather derivatives for all periods presented.

(c) Energy-related derivatives not designated as hedging instruments were immaterial at December 31, 2022. There were no such instruments at December 31, 2023.

## Notes to Financial Statements

At December 31, 2023 and 2022, the pre-tax effects of unrealized derivative gains (losses) arising from energy-related derivative instruments designated as regulatory hedging instruments and deferred were as follows:

### Regulatory Hedge Unrealized Gain (Loss) Recognized in the Balance Sheets

Derivative Category and Balance Sheet Location	Southern Company	Alabama Power	Georgia Power	Mississippi Power	Southern Company Gas
	<i>(in millions)</i>				
<b>At December 31, 2023:</b>					
Energy-related derivatives:					
Other regulatory assets, current	\$(180)	\$ (67)	\$ (80)	\$(25)	\$ (8)
Other regulatory assets, deferred	(87)	(32)	(33)	(22)	—
Other regulatory liabilities, current	9	4	—	1	4
Other regulatory liabilities, deferred	1	—	1	—	—
<b>Total energy-related derivative gains (losses)</b>	<b>\$(257)</b>	<b>\$(95)</b>	<b>\$(112)</b>	<b>\$(46)</b>	<b>\$ (4)</b>

### At December 31, 2022:

Energy-related derivatives:					
Other regulatory assets, current	\$ (71)	\$ (8)	\$ (26)	\$(13)	\$(24)
Other regulatory assets, deferred	(23)	(7)	(14)	(2)	—
Other regulatory liabilities, current	72	29	19	22	2
Other regulatory liabilities, deferred	31	9	2	20	—
<b>Total energy-related derivative gains (losses)</b>	<b>\$ 9</b>	<b>\$ 23</b>	<b>\$(19)</b>	<b>\$ 27</b>	<b>\$(22)</b>

For the years ended December 31, 2023, 2022, and 2021, the pre-tax effects of cash flow and fair value hedge accounting on AOCI for the applicable Registrants were as follows:

Gain (Loss) From Derivatives Recognized in OCI	2023	2022	2021
	<i>(in millions)</i>		
<b>Southern Company</b>			
Cash flow hedges:			
Energy-related derivatives	\$(81)	\$ 3	\$ 34
Interest rate derivatives	(12)	46	5
Foreign currency derivatives	14	(105)	(103)
Fair value hedges <sup>(*)</sup> :			
Foreign currency derivatives	21	(24)	(3)
Total	\$(58)	\$ (80)	\$ (67)
<b>Georgia Power</b>			
Cash flow hedges:			
Interest rate derivatives	\$ (2)	\$ 31	\$ —
<b>Southern Power</b>			
Cash flow hedges:			
Energy-related derivatives	\$(18)	\$ (15)	\$ 12
Foreign currency derivatives	14	(105)	(103)
Total	\$ (4)	\$(120)	\$ (91)
<b>Southern Company Gas</b>			
Cash flow hedges:			
Energy-related derivatives	\$(63)	\$ 18	\$ 22

(\*) Represents amounts excluded from the assessment of effectiveness for which the difference between changes in fair value and periodic amortization is recorded in OCI.

## Notes to Financial Statements

The pre-tax effects of interest rate derivatives designated as cash flow hedging instruments on AOCI were immaterial for Alabama Power for all years presented and immaterial for Mississippi Power in 2023.

The pre-tax effects of cash flow and fair value hedge accounting on income for the years ended December 31, 2023, 2022, and 2021 were as follows:

Location and Amount of Gain (Loss) Recognized in Income on Cash Flow and Fair Value Hedging Relationships	2023	2022	2021
		<i>(in millions)</i>	
<b>Southern Company</b>			
<b>Total cost of natural gas</b>	<b>\$ 1,644</b>	<b>\$ 3,004</b>	<b>\$ 1,619</b>
<i>Gain (loss) on energy-related cash flow hedges<sup>(a)</sup></i>	(44)	37	17
<b>Total other operations and maintenance</b>	<b>6,093</b>	<b>6,573</b>	<b>5,902</b>
<i>Gain (loss) on energy-related cash flow hedges<sup>(a)</sup></i>	(2)	—	—
<b>Total depreciation and amortization</b>	<b>4,525</b>	<b>3,663</b>	<b>3,565</b>
<i>Gain (loss) on energy-related cash flow hedges<sup>(a)</sup></i>	(23)	(5)	9
<b>Total interest expense, net of amounts capitalized</b>	<b>(2,446)</b>	<b>(2,022)</b>	<b>(1,837)</b>
<i>Gain (loss) on interest rate cash flow hedges<sup>(a)</sup></i>	(35)	(25)	(27)
<i>Gain (loss) on foreign currency cash flow hedges<sup>(a)</sup></i>	(11)	(19)	(24)
<i>Gain (loss) on interest rate fair value hedges<sup>(b)</sup></i>	37	(291)	(30)
<b>Total other income (expense), net</b>	<b>553</b>	<b>500</b>	<b>449</b>
<i>Gain (loss) on foreign currency cash flow hedges<sup>(a)(c)</sup></i>	19	(83)	(104)
<i>Gain (loss) on foreign currency fair value hedges</i>	69	(106)	(63)
<i>Amount excluded from effectiveness testing recognized in earnings</i>	(21)	24	3
<b>Southern Power</b>			
<b>Total depreciation and amortization</b>	<b>\$ 504</b>	<b>\$ 516</b>	<b>\$ 517</b>
<i>Gain (loss) on energy-related cash flow hedges<sup>(a)</sup></i>	(23)	(5)	9
<b>Total interest expense, net of amounts capitalized</b>	<b>(129)</b>	<b>(138)</b>	<b>(147)</b>
<i>Gain (loss) on foreign currency cash flow hedges<sup>(a)</sup></i>	(11)	(19)	(24)
<b>Total other income (expense), net</b>	<b>12</b>	<b>7</b>	<b>10</b>
<i>Gain (loss) on foreign currency cash flow hedges<sup>(a)(c)</sup></i>	19	(83)	(104)
<b>Southern Company Gas</b>			
<b>Total cost of natural gas</b>	<b>\$ 1,644</b>	<b>\$ 3,004</b>	<b>\$ 1,619</b>
<i>Gain (loss) on energy-related cash flow hedges<sup>(a)</sup></i>	(44)	37	17
<b>Total other operations and maintenance</b>	<b>1,194</b>	<b>1,176</b>	<b>1,072</b>
<i>Gain (loss) on energy-related cash flow hedges<sup>(a)</sup></i>	(2)	—	—
<b>Total interest expense, net of amounts capitalized</b>	<b>(310)</b>	<b>(263)</b>	<b>(238)</b>
<i>Gain (loss) on interest rate cash flow hedges<sup>(a)</sup></i>	(19)	(4)	—
<i>Gain (loss) on interest rate fair value hedges<sup>(b)</sup></i>	6	(86)	—

(a) Reclassified from AOCI into earnings.

(b) For fair value hedges, changes in the fair value of the derivative contracts are generally equal to changes in the fair value of the underlying debt and have no material impact on income.

(c) The reclassification from AOCI into other income (expense), net completely offsets currency gains and losses arising from changes in the U.S. currency exchange rates used to record the euro-denominated notes.

The pre-tax effects of cash flow hedge accounting on income for interest rate derivatives were immaterial for the traditional electric operating companies for all years presented.

## Notes to Financial Statements

At December 31, 2023 and 2022, the following amounts were recorded on the balance sheets related to cumulative basis adjustments for fair value hedges:

Balance Sheet Location of Hedged Items	Carrying Amount of the Hedged Item		Cumulative Amount of Fair Value Hedging Adjustment included in Carrying Amount of the Hedged Item	
	At December 31, 2023	At December 31, 2022	At December 31, 2023	At December 31, 2022
	<i>(in millions)</i>		<i>(in millions)</i>	
<b>Southern Company</b>				
Long-term debt	\$(3,024)	\$(2,927)	\$ 235	\$282
<b>Southern Company Gas</b>				
Long-term debt	\$ (427)	\$ (415)	\$ 70	\$ 81

The pre-tax effects of energy-related derivatives not designated as hedging instruments on the statements of income of Southern Company and Southern Company Gas for the years ended December 31, 2023, 2022, and 2021 were as follows:

Derivatives in Non-Designated Hedging Relationships	Statements of Income Location	Gain (Loss)		
		2023	2022	2021
		<i>(in millions)</i>		
Energy-related derivatives	Natural gas revenues <sup>(*)</sup>	\$ —	\$ (11)	\$ (117)
	Cost of natural gas	59	(65)	(27)
Total derivatives in non-designated hedging relationships		\$ 59	\$ (76)	\$ (144)

(\*) Excludes the impact of weather derivatives recorded in natural gas revenues of \$15 million and \$(7) million for 2023 and 2022, respectively, as they are accounted for based on intrinsic value rather than fair value. There was no weather derivatives impact for 2021.

The pre-tax effects of energy-related derivatives not designated as hedging instruments were immaterial for all other Registrants for all years presented.

### Contingent Features

The Registrants do not have any credit arrangements that would require material changes in payment schedules or terminations as a result of a credit rating downgrade. There are certain derivatives that could require collateral, but not accelerated payment, in the event of various credit rating changes of certain Southern Company subsidiaries. Generally, collateral may be provided by a Southern Company guaranty, letter of credit, or cash. At December 31, 2023, the Registrants had no collateral posted with derivative counterparties to satisfy these arrangements.

For Southern Company, the fair value of foreign currency derivative liabilities and interest rate derivative liabilities with contingent features, and the maximum potential collateral requirements arising from the credit-risk-related contingent features at a rating below BBB- and/or Baa3, was \$52 million at December 31, 2023. For Southern Power, the fair value of foreign currency derivative liabilities with contingent features, and the maximum potential collateral requirements arising from the credit-risk-related contingent features at a rating below BBB- and/or Baa3, was immaterial at December 31, 2023. For the traditional electric operating companies and Southern Power, energy-related derivative liabilities with contingent features and the maximum potential collateral requirements arising from the credit-risk-related contingent features, at a rating below BBB- and/or Baa3, were immaterial at December 31, 2023. The maximum potential collateral requirements arising from the credit-risk-related contingent features for the traditional electric operating companies and Southern Power include certain agreements that could require collateral in the event that one or more Southern Company power pool participants has a credit rating change to below investment grade.

Alabama Power and Southern Power maintain accounts with certain regional transmission organizations to facilitate financial derivative transactions and they may be required to post collateral based on the value of the positions in these accounts and the associated margin requirements. At December 31, 2023, cash collateral posted in these accounts was immaterial for Alabama Power and Southern Power. Southern Company Gas maintains accounts with brokers or the clearing houses of certain exchanges to facilitate financial derivative transactions. Based on the value of the positions in these accounts and the associated margin requirements, Southern Company Gas may be required to deposit cash into these accounts. At December 31, 2023, cash collateral held on deposit in broker margin accounts was \$62 million.

## Notes to Financial Statements

The Registrants are exposed to losses related to financial instruments in the event of counterparties' nonperformance. The Registrants only enter into agreements and material transactions with counterparties that have investment grade credit ratings by Moody's and S&P or with counterparties who have posted collateral to cover potential credit exposure. The Registrants have also established risk management policies and controls to determine and monitor the creditworthiness of counterparties in order to mitigate their exposure to counterparty credit risk.

Southern Company Gas uses established credit policies to determine and monitor the creditworthiness of counterparties, including requirements to post collateral or other credit security, as well as the quality of pledged collateral. Collateral or credit security is most often in the form of cash or letters of credit from an investment-grade financial institution, but may also include cash or U.S. government securities held by a trustee. Prior to entering a physical transaction, Southern Company Gas assigns its counterparties an internal credit rating and credit limit based on the counterparties' Moody's, S&P, and Fitch ratings, commercially available credit reports, and audited financial statements. Southern Company Gas may require counterparties to pledge additional collateral when deemed necessary.

Southern Company Gas utilizes netting agreements whenever possible to mitigate exposure to counterparty credit risk. Netting agreements enable Southern Company Gas to net certain assets and liabilities by counterparty across product lines and against cash collateral, provided the netting and cash collateral agreements include such provisions. While the amounts due from, or owed to, counterparties are settled net, they are recorded on a gross basis on the balance sheet as energy marketing receivables and energy marketing payables.

The Registrants do not anticipate a material adverse effect on their respective financial statements as a result of counterparty nonperformance.

### 15. ACQUISITIONS AND DISPOSITIONS

None of the dispositions discussed herein, both individually and combined, represented a strategic shift in operations for the applicable Registrants that has, or is expected to have, a major effect on its operations and financial results; therefore, none of the assets related to the sales have been classified as discontinued operations for any of the periods presented.

#### Southern Company

In October 2021, Southern Company completed the sale of a leveraged lease investment to the lessee for \$45 million. No gain or loss was recognized on the sale; however, it did result in the recognition of approximately \$16 million of additional tax benefits. Prior to the sale, in the second quarter 2021, a charge of \$7 million (\$6 million after tax) was recorded to reduce the investment to its estimated fair value, less costs to sell.

In December 2021, Southern Company completed the termination of its leasehold interest in assets associated with its two international leveraged lease projects and received cash proceeds of approximately \$673 million after the accelerated exercise of the lessee's purchase options. The pre-tax gain associated with the transaction was approximately \$93 million (\$99 million gain after tax).

#### Alabama Power

In September 2022, Alabama Power completed its acquisition of the Calhoun Generating Station, which was accounted for as an asset acquisition. The total purchase price was \$179 million, of which \$171 million was related to net assets recorded within property, plant, and equipment on the balance sheet and reflected in property additions within the investing section of the statement of cash flows. The remainder primarily related to fossil fuel stock and materials and supplies. See Note 2 under "Alabama Power – Rate CNP New Plant" for additional information.

#### Southern Power

Southern Power's acquisition-related costs for the projects discussed under "Asset Acquisitions" and "Construction Projects" were not material for any of the years presented. There were no asset acquisitions during 2022.

## Notes to Financial Statements

### Asset Acquisitions

Project Facility	Resource	Seller	Approximate Nameplate Capacity (MW)	Location	Southern Power Ownership Percentage	Expected/Actual COD	PPA Contract Period
<b>Asset Acquisitions During 2023</b>							
Millers Branch <sup>(a)</sup>	Solar	EDF Renewables Development, Inc.	200	Haskell County, TX	100%	Fourth quarter 2025	20 years
South Cheyenne	Solar	Hanwha Q Cells USA Corp.	150	Laramie County, WY	100%	Second quarter 2024	20 years
<b>Asset Acquisitions During 2021</b>							
Deuel Harvest <sup>(b)</sup>	Wind	Invenergy Renewables LLC	300	Deuel County, SD	100% of Class B	February 2021	25 years and 15 years

(a) The project includes an option to expand capacity up to an additional 300 MWs. Subsequent to December 31, 2023, Southern Power committed to expand the construction of the facility through a second phase adding up to 205 MWs, with commercial operation expected to occur in the second quarter 2026.

(b) In March 2021, Southern Power acquired a controlling interest in the project from Invenergy Renewables LLC and completed a tax equity transaction whereby it sold the Class A membership interests in the project. Southern Power consolidates the project's operating results in its financial statements and the tax equity partner and Invenergy Renewables LLC each own a noncontrolling interest.

The aggregate purchase price for the two projects acquired during 2023 was \$193 million, which is primarily recorded within construction work in progress on the balance sheet at December 31, 2023.

### Construction Projects

Project Facility	Resource	Approximate Nameplate Capacity (MW)	Location	COD	PPA Contract Period
<b>Projects Completed During 2022</b>					
Garland Solar Storage <sup>(a)</sup>	Battery energy storage	88	Kern County, CA	September 2021 through February 2022 <sup>(b)</sup>	20 years
Tranquillity Solar Storage <sup>(a)</sup>	Battery energy storage	72	Fresno County, CA	November 2021 through March 2022 <sup>(c)</sup>	20 years
<b>Projects Completed During 2021</b>					
Glass Sands <sup>(d)</sup>	Wind	118	Murray County, OK	November 2021	12 years

(a) In 2020, Southern Power restructured its ownership of the project, while retaining the controlling interests, by contributing the Class A membership interests to an existing partnership and selling 100% of the Class B membership interests. During 2021, Southern Power further restructured its ownership in the battery energy storage projects and completed tax equity transactions whereby it sold the Class A membership interests in the projects. Southern Power consolidates each project's operating results in its financial statements and the tax equity partner and two other partners each own a noncontrolling interest. See Note 9 under "Lessor" for additional information.

(b) The facility has a total capacity of 88 MWs, of which 73 MWs were placed in service in 2021 and 15 MWs were placed in service in 2022.

(c) The facility has a total capacity of 72 MWs, of which 32 MWs were placed in service in 2021 and 40 MWs were placed in service in 2022.

(d) In December 2020, Southern Power purchased 100% of the membership interests of the Glass Sands facility.

### Development Projects

Southern Power purchased wind turbine equipment in 2016 and 2017 for deployment to development and construction projects. All of this equipment has either been deployed to projects that have been completed or has been sold to third parties. Gains on wind turbine equipment contributed to various equity method investments totaled approximately \$37 million in 2021.

## Notes to Financial Statements

### Southern Company Gas

#### ***Sale of Sequent***

In July 2021, Southern Company Gas affiliates completed the sale of Sequent to Williams Field Services Group for a total cash purchase price of \$159 million, including final working capital adjustments. The pre-tax gain associated with the transaction was approximately \$121 million (\$92 million after tax). The sale resulted in \$85 million of additional tax expense.

#### ***Sale of Natural Gas Storage Facilities***

In September 2022, certain affiliates of Southern Company Gas entered into agreements to sell two natural gas storage facilities located in California and Texas for an aggregate purchase price of \$186 million, plus working capital and certain other adjustments. The sale of the Texas facility was completed in November 2022 and the sale of the California facility was completed on September 22, 2023. Both sales resulted in an immaterial loss. Completion of the sale of the Texas facility was subject to release of a Southern Company Gas parent guarantee, which was executed in October 2022 and, as a result, Southern Company Gas recorded pre-tax impairment charges totaling approximately \$131 million (\$99 million after tax) in the fourth quarter 2022.

## 16. SEGMENT AND RELATED INFORMATION

### **Southern Company**

Southern Company's reportable business segments are the sale of electricity by the traditional electric operating companies, the sale of electricity in the competitive wholesale market by Southern Power, and the sale of natural gas and other complementary products and services by Southern Company Gas. Revenues from sales by Southern Power to the traditional electric operating companies were \$537 million, \$875 million, and \$515 million in 2023, 2022, and 2021, respectively. Revenues from sales of natural gas from Southern Company Gas to the traditional electric operating companies were immaterial for all periods presented. Revenues from sales of natural gas from Southern Company Gas (prior to its sale of Sequent) to Southern Power were \$18 million in 2021. The "All Other" column includes the Southern Company parent entity, which does not allocate operating expenses to business segments. Also, this category includes segments below the quantitative threshold for separate disclosure. These segments include providing distributed energy and resilience solutions and deploying microgrids for commercial, industrial, governmental, and utility customers, as well as investments in telecommunications. All other inter-segment revenues are not material.

## Notes to Financial Statements

Financial data for business segments and products and services for the years ended December 31, 2023, 2022, and 2021 was as follows:

	Electric Utilities							Consolidated
	Traditional Electric Operating Companies	Southern Power	Eliminations	Total	Southern Company Gas	All Other	Eliminations	
<i>(in millions)</i>								
<b>2023</b>								
Operating revenues	\$ 18,358	\$ 2,189	\$ (549)	\$ 19,998	\$ 4,702	\$ 718	\$(165)	\$ 25,253
Depreciation and amortization	3,361	504	—	3,865	582	78	—	4,525
Interest income	69	7	—	76	9	26	(26)	85
Earnings from equity method investments	(1)	—	—	(1)	140	5	—	144
Interest expense	1,145	129	—	1,274	310	879	(17)	2,446
Income taxes (benefit)	571	12	—	583	211	(298)	—	496
Segment net income (loss) <sup>(a)(b)(c)(d)</sup>	3,637	357	—	3,994	615	(635)	2	3,976
Goodwill	—	2	—	2	5,015	144	—	5,161
Total assets	100,429	12,761	(545)	112,645	25,083	2,446	(843)	139,331
<b>2022</b>								
Operating revenues	\$ 20,408	\$ 3,369	\$ (904)	\$ 22,873	\$ 5,962	\$ 593	\$(149)	\$ 29,279
Depreciation and amortization	2,513	516	—	3,029	559	75	—	3,663
Interest income	44	3	—	47	3	16	(7)	59
Earnings from equity method investments	—	—	—	—	148	3	—	151
Interest expense	929	138	—	1,067	263	694	(2)	2,022
Income taxes (benefit)	828	20	—	848	180	(233)	—	795
Segment net income (loss) <sup>(a)(b)(e)(f)</sup>	3,318	354	—	3,672	572	(711)	(9)	3,524
Goodwill	—	2	—	2	5,015	144	—	5,161
Total assets	95,861	13,081	(659)	108,283	24,621	2,665	(678)	134,891
<b>2021</b>								
Operating revenues	\$ 16,614	\$ 2,216	\$ (530)	\$ 18,300	\$ 4,380	\$ 582	\$(149)	\$ 23,113
Depreciation and amortization	2,436	517	—	2,953	536	76	—	3,565
Interest income	20	1	—	21	—	4	(3)	22
Earnings from equity method investments	1	—	—	1	50	24	1	76
Interest expense	821	147	—	968	238	631	—	1,837
Income taxes (benefit)	232	(13)	—	219	275	(227)	—	267
Segment net income (loss) <sup>(a)(b)(g)(h)(i)</sup>	1,981	266	—	2,247	539	(384)	(9)	2,393
Goodwill	—	2	—	2	5,015	263	—	5,280
Total assets	89,051	13,390	(667)	101,774	23,560	2,975	(775)	127,534

(a) Attributable to Southern Company.

(b) For the traditional electric operating companies, includes pre-tax charges (credits) to income at Georgia Power for the estimated probable loss associated with the construction of Plant Vogtle Units 3 and 4 of \$(68) million (\$50) million after tax) in 2023, \$183 million (\$137 million after tax) in 2022, and \$1.7 billion (\$1.3 billion after tax) in 2021. See Note 2 under "Georgia Power – Nuclear Construction" for additional information.

(c) For Southern Power, includes an \$18 million pre-tax loss recovery (\$9 million after tax and partnership allocations) related to an arbitration award and a \$16 million pre-tax gain (\$12 million after tax) on the sale of spare parts. See Note 3 under "General Litigation Matters – Southern Power" for additional information.

(d) For Southern Company Gas, includes pre-tax charges totaling approximately \$96 million (\$72 million after tax) associated with the disallowance of certain capital investments at Nicor Gas. See Note 2 under "Southern Company Gas" for additional information.



## Notes to Financial Statements

- (e) For Southern Company Gas, includes pre-tax impairment charges totaling approximately \$131 million (\$99 million after tax) related to the sale of natural gas storage facilities. See Note 15 under "Southern Company Gas" for additional information.
- (f) For the "All Other" column, includes a \$119 million goodwill impairment loss (pre-tax and after tax) at PowerSecure. See Note 1 under "Goodwill and Other Intangible Assets" for additional information.
- (g) For Southern Power, includes gains on wind turbine equipment contributed to various equity method investments totaling approximately \$37 million pre-tax (\$28 million after tax). See Notes 7 and 15 under "Southern Power" for additional information.
- (h) For Southern Company Gas, includes a pre-tax gain of \$121 million (\$92 million after tax) related to its sale of Sequent, as well as the resulting \$85 million of additional tax expense due to changes in state apportionment rates, and pre-tax impairment charges totaling \$84 million (\$67 million after tax) related to its equity method investment in the PennEast Pipeline project. See Notes 7 and 15 under "Southern Company Gas" for additional information.
- (i) For the "All Other" column, includes a pre-tax gain of \$93 million (\$99 million gain after tax) associated with the termination of two leveraged leases projects. See Note 15 under "Southern Company" for additional information.

### Products and Services

Year	Electric Utilities' Revenues			
	Retail	Wholesale	Other	Total
	<i>(in millions)</i>			
2023	\$16,343	\$2,467	\$1,188	\$19,998
2022	18,197	3,641	1,035	22,873
2021	14,852	2,455	993	18,300

Year	Southern Company Gas' Revenues			Total
	Gas Distribution Operations	Gas Marketing Services	All Other	
	<i>(in millions)</i>			
2023	\$4,090	\$548	\$ 64	\$4,702
2022	5,240	638	84	5,962
2021	3,656	475	249	4,380

### Southern Company Gas

Southern Company Gas manages its business through three reportable segments – gas distribution operations, gas pipeline investments, and gas marketing services. Prior to the sale of Sequent on July 1, 2021, Southern Company Gas' reportable segments also included wholesale gas services. The non-reportable segments are combined and presented as all other. See Note 15 under "Southern Company Gas" for additional information on the disposition activities described herein.

Gas distribution operations is the largest component of Southern Company Gas' business and includes natural gas local distribution utilities that construct, manage, and maintain intrastate natural gas pipelines and gas distribution facilities in four states.

Gas pipeline investments consists of joint ventures in natural gas pipeline investments including a 50% interest in SNG and a 50% joint ownership interest in the Dalton Pipeline. These natural gas pipelines enable the provision of diverse sources of natural gas supplies to the customers of Southern Company Gas. See Notes 5 and 7 for additional information.

Through July 1, 2021, wholesale gas services provided natural gas asset management and/or related logistics services for each of Southern Company Gas' utilities except Nicor Gas as well as for non-affiliated companies. Additionally, wholesale gas services engaged in natural gas storage and gas pipeline arbitrage and related activities.

Gas marketing services provides natural gas marketing to end-use customers primarily in Georgia and Illinois through SouthStar.

The all other column includes segments and subsidiaries that fall below the quantitative threshold for separate disclosure, including storage and fuels operations. The all other column included a natural gas storage facility in Texas through its sale in November 2022 and a natural gas storage facility in California through its sale in September 2023.

## Notes to Financial Statements

Financial data for business segments for the years ended December 31, 2023, 2022, and 2021 was as follows:

	Gas Distribution Operations	Gas Pipeline Investments	Wholesale Gas Services <sup>(a)</sup>	Gas Marketing Services	Total	All Other	Eliminations	Consolidated
<i>(in millions)</i>								
<b>2023</b>								
Operating revenues	\$ 4,105	\$ 32	\$ —	\$ 548	\$ 4,685	\$ 36	\$ (19)	\$ 4,702
Depreciation and amortization	561	5	—	15	581	1	—	582
Operating income (loss)	804	22	—	130	956	(4)	(13)	939
Earnings from equity method investments	—	140	—	—	140	—	—	140
Interest expense	275	32	—	3	310	—	—	310
Income taxes	126	32	—	37	195	16	—	211
Segment net income (loss) <sup>(b)</sup>	441	98	—	91	630	(15)	—	615
Total assets	22,906	1,534	—	1,615	26,055	9,675	(10,647)	25,083
<b>2022</b>								
Operating revenues	\$ 5,267	\$ 32	\$ —	\$ 638	\$ 5,937	\$ 55	\$ (30)	\$ 5,962
Depreciation and amortization	516	5	—	16	537	22	—	559
Operating income (loss)	803	21	—	133	957	(135)	(8)	814
Earnings from equity method investments	—	148	—	—	148	—	—	148
Interest expense	229	27	—	3	259	4	—	263
Income taxes (benefit)	145	35	—	37	217	(37)	—	180
Segment net income (loss) <sup>(c)</sup>	470	107	—	94	671	(99)	—	572
Total assets	22,040	1,577	—	1,616	25,233	8,943	(9,555)	24,621
<b>2021</b>								
Operating revenues	\$ 3,679	\$ 32	\$ 188	\$ 475	\$ 4,374	\$ 38	\$ (32)	\$ 4,380
Depreciation and amortization	482	5	—	18	505	31	—	536
Operating income (loss)	708	21	241	125	1,095	(40)	—	1,055
Earnings from equity method investments	—	50	—	—	50	—	—	50
Interest expense	207	25	2	3	237	1	—	238
Income taxes	120	27	32	34	213	62	—	275
Segment net income (loss) <sup>(d)(e)(f)</sup>	412	19	107	88	626	(87)	—	539
Total assets	20,917	1,467	31	1,556	23,971	12,114	(12,525)	23,560

(a) As a result of the sale of Sequent, wholesale gas services is no longer a reportable segment in 2023 or 2022. Prior to the sale of Sequent, the revenues for wholesale gas services were netted with costs associated with its energy and risk management activities. A reconciliation of operating revenues and intercompany revenues is shown in the following table.

	Third Party Gross Revenues	Inter- company Revenues	Total Gross Revenues	Less Gross Gas Costs	Operating Revenues
<i>(in millions)</i>					
2021	\$ 3,881	\$ 90	\$ 3,971	\$ 3,783	\$ 188

(b) For gas distribution operations, includes pre-tax charges totaling approximately \$96 million (\$72 million after tax) associated with the disallowance of certain capital investments at Nicor Gas. See Note 2 under "Southern Company Gas" for additional information.

(c) For the "All Other" column, includes pre-tax impairment charges totaling approximately \$131 million (\$99 million after tax) related to the sale of natural gas storage facilities. See Note 15 under "Southern Company Gas" for additional information.

(d) For gas pipeline investments, includes pre-tax impairment charges totaling \$84 million (\$67 million after tax) related to the equity method investment in the PennEast Pipeline project. See Note 7 under "Southern Company Gas" for additional information.

(e) For wholesale gas services, includes a pre-tax gain of \$121 million (\$92 million after tax) related to the sale of Sequent.

(f) For the "All Other" column, includes \$85 million of additional tax expense as a result of the sale of Sequent.

## Shareholder Information

### Transfer Agent

EQ Shareowner Services is Southern Company's transfer agent, dividend-paying agent, investment plan administrator and registrar. If you have questions concerning your registered Southern Company shareowner account, please contact:

EQ Shareowner Services  
1110 Centre Pointe Curve, Suite 101  
Mendota Heights, Minnesota 55120

Telephone: 1.800.554.7626

Website: [shareowneronline.com](http://shareowneronline.com)

### Southern Company Shareholder Relations

Telephone: 404.506.0965

Email: [shareholderservices@southernco.com](mailto:shareholderservices@southernco.com)

### Southern Investment Plan

The Southern Investment Plan is a convenient way to become a Southern Company shareholder. Participants in the Plan can purchase additional shares in Southern Company through optional cash purchases and reinvestment of dividends. The Southern Investment Plan prospectus can be found at [investor.southerncompany.com/shareowner-services](http://investor.southerncompany.com/shareowner-services).

### Dividend Payments

Southern Company has paid dividends since 1948. Historically, dividends are declared and paid quarterly at the discretion of the board of directors.

### Auditors

Deloitte & Touche LLP  
191 Peachtree St. NE  
Suite 2000  
Atlanta, GA 30303

### Investor Information

For information about earnings and dividends, stock quotes and current news releases, please visit us at [investor.southerncompany.com](http://investor.southerncompany.com).

### Institutional Investor Inquiries

Southern Company maintains an investor relations office in Atlanta, Georgia, 404.506.0901, to meet the information needs of institutional investors and securities analysts.

### Electronic Delivery of Proxy Materials

Any stockholder may enroll for electronic delivery of proxy materials by logging on at [www.icsdelivery.com/so](http://www.icsdelivery.com/so).

### Common Stock

Southern Company common stock is listed on the NYSE under the ticker symbol SO. On January 31, 2024, Southern Company had 95,412 shareholders of record.

The 2023 annual report is submitted for shareholders' information. It is not intended for use in connection with any sale or purchase of, or any solicitation of offers to buy or sell, securities.

Southern Company is a holding company that conducts business through its subsidiaries. Unless the context otherwise requires, references to Southern Company's customers, communities and operations in this 2023 annual report refer to the customers, communities and operations of its subsidiaries.

Pages 6-188 of this 2023 annual report contain excerpts from Southern Company's Annual Report on Form 10-K for the year ended December 31, 2023, which was filed with the SEC on February 14, 2024. Information in these pages is provided as of the February 14, 2024 filing date and has not been updated for any subsequent events or developments.

Visit our website at [www.southerncompany.com](http://www.southerncompany.com).

Follow us on X at [www.twitter.com/southerncompany](http://www.twitter.com/southerncompany).

**Writing and project management:** Terrell McCollum; **Design:** Leap Creative; **Photography:** Jeremy Freeman, Lynsey Weatherspoon-USA TODAY NETWORK; **Printing:** Sandy Alexander



